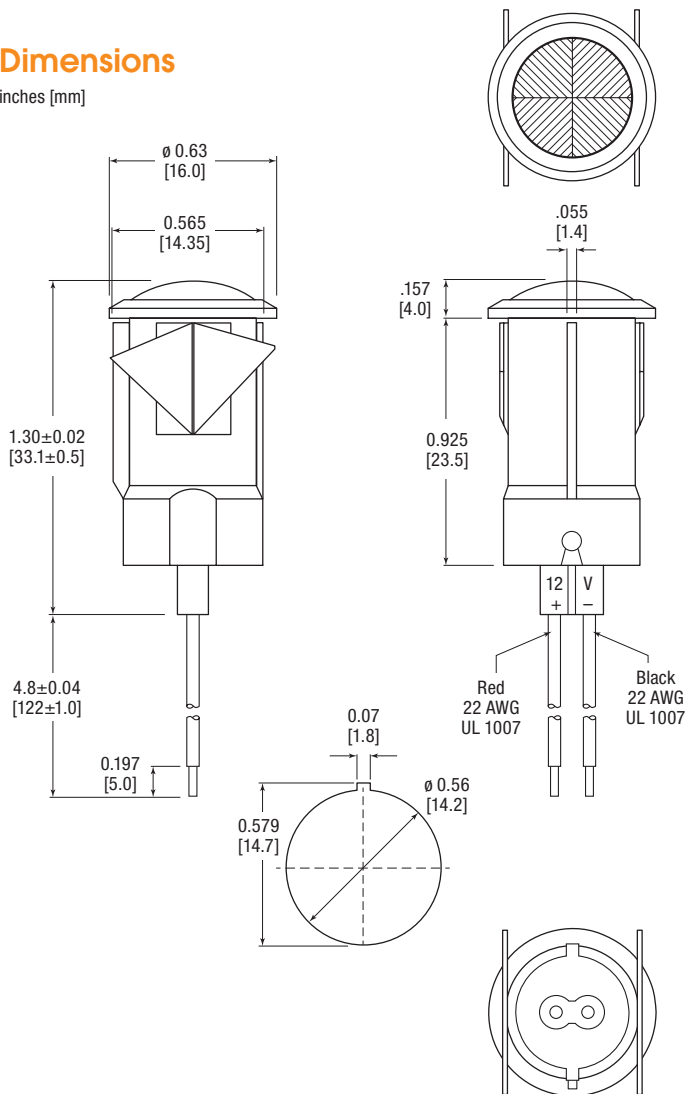




### Dimensions

inches [mm]



### Certifications & Ratings

- RoHS compliant

### Application

The 653 Series LED Panel Mount Indicators are designed with the unique feature of flexible tabs that allow for mounting to panels of thicknesses ranging from 0.027" (0.7 mm) to 0.138" (3.5 mm). They are ideal for a variety of applications, such as:

- Main power indication
- Remote power indication
- Status indication
- Maintenance and warning indication
- Instrumentation

... and many more!

### Mechanical Information

**Mounting Hole Size:** 0.579" (14.7 mm)

**Max Panel Thickness:** 0.138" (3.5 mm)

### Specifications

**Voltage Options:** 12 & 24 VDC (no resistor required)

**Operating temp:** -20 °C to +80 °C (-4 °F to +176 °F)

**Storage Temp:** -20 °C to +80 °C (-4 °F to +176 °F)

**Electrical Connection:** 5" wire leads





**Housing:** Polycarbonate

**Wire Leads:** 22 AWG

Dialight P/N	Color	Voltage (V DC)	Current (mA)	Typical Intensity (mcd)
653-1103-103F	Red	12	20	845
653-1203-103F	Green			600
653-1303-103F	Yellow			465
653-1403-103F	Blue			390
653-1104-103F	Red	24		845
653-1204-103F	Green			600
653-1304-103F	Yellow			465
653-1404-103F	Blue			390



Ordering Information 653 Series

Part Number Guide											RoHS Compliant		
6	5	3	-	X	X	X	-	1	0	X	F		
				Lens Style						Voltage		Termination	
				Flat	1					3	12VDC	3	Wire Leads
										4	24VDC		
										Color			
				1	0					 Red			
				2	0					 Green			
				3	0					 Yellow			
				4	0					 Blue			

# Mouser Electronics

Authorized Distributor

Click to View Pricing, Inventory, Delivery & Lifecycle Information:

Dialight:

[653-1203-103F](#) [653-1304-103F](#) [653-1403-103F](#) [653-1404-103F](#) [653-1204-103F](#) [653-1303-103F](#) [653-1103-103F](#)  
[653-1104-103F](#)