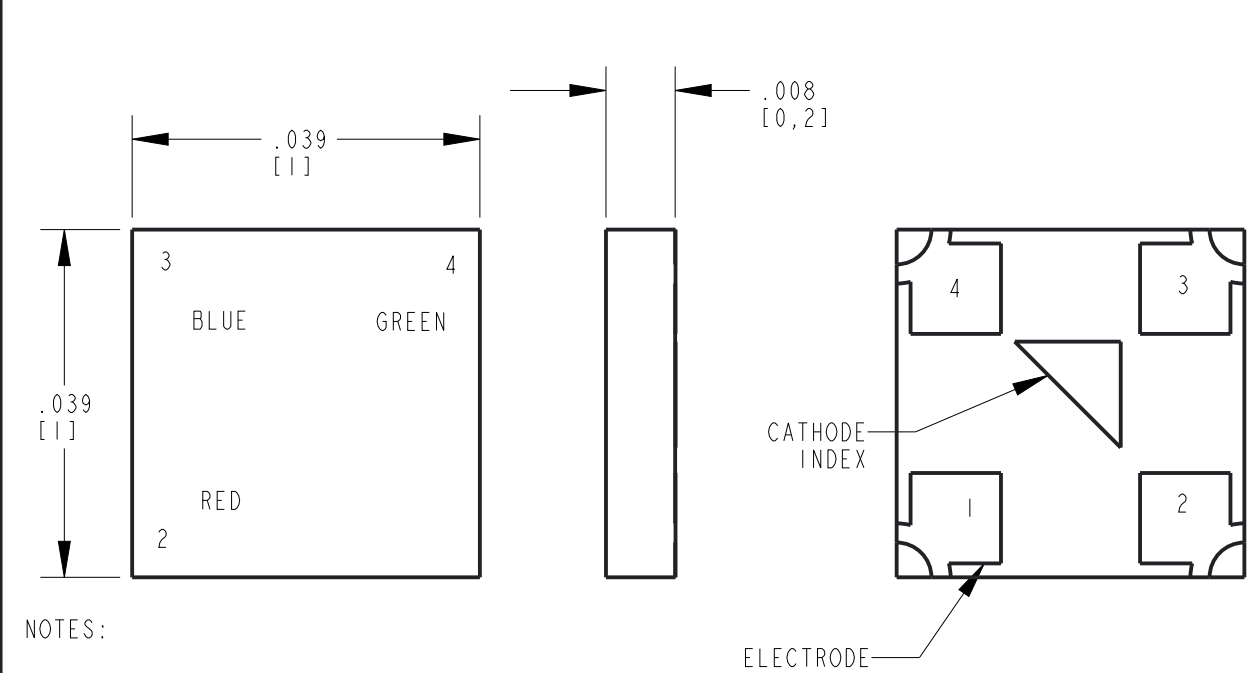


DIALIGHT PART NUMBER	COLOR	LED DIE	LED EPOXY COLOR
597-7717-502NF, 507NF	RED	AlGaInP	DIFFUSED WHITE
	GREEN	InGaN	
	BLUE		

RoHS COMPLIANT 597-7717-50XNF

Part Numbers with the "F" suffix ending are RoHS Compliant.
For example: 597-7717-502NF
Reel and bag packaging are marked with "RoHS Compliant"
label or equivalent markings. These parts can be used with
RoHS reflow profile. Parts can be wave soldered, dip soldered
or hand soldered using typical lead-free soldering process
with max 260°C temp. for 5 sec.

REV	ECN NO	REVISIONS	DRN	CKD	APP	DATE
A		NEW RELEASE	LD		NO	8-5-21
B		ADDED MIN,MAX LUMINOUSINT & MIN, MAX FORWARD VOLTAGE	LD		NO	4-19-22



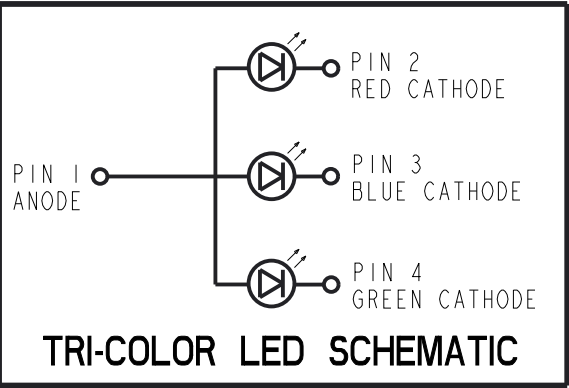
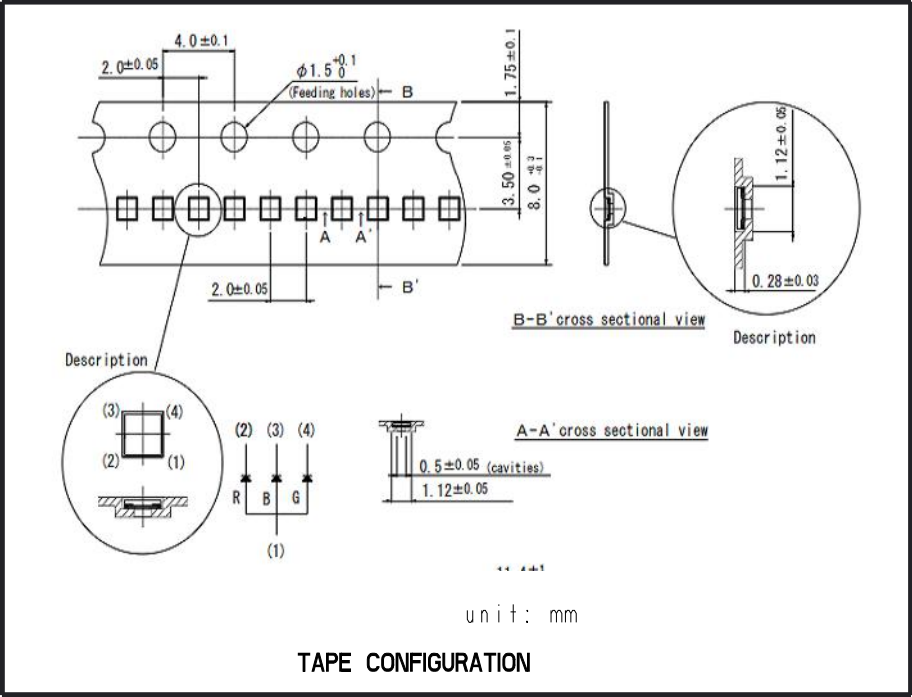
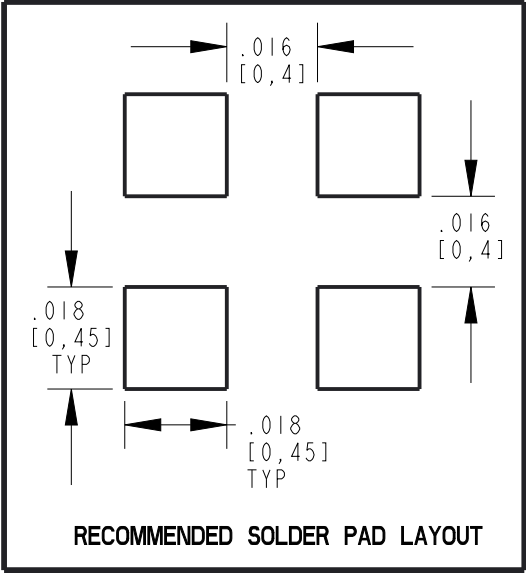
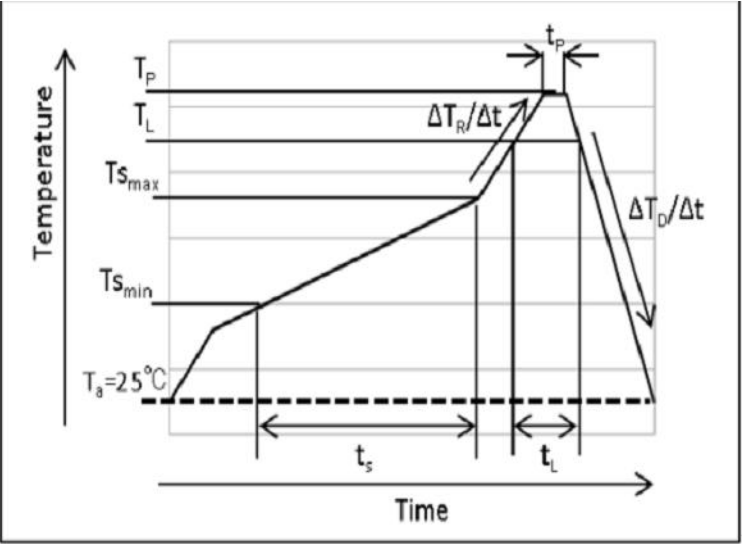
NOTES:

1. DIALIGHT PART NUMBERS: 597-7717-50XNF.
2. TAPE & REEL MAY REQUIRE RE-TAPING AFTER 12 MONTHS.
3. PIN NUMBERS ARE FOR REFERENCE ONLY. DESIGNATION NON-EXISTENT ON PART OR REEL TAPE.
4. ...502NF SUFFIX MEANS PARTS PACKAGED ON A 20 PC SAMPLE STRIP.
5. ...507NF SUFFIX MEANS PARTS PACKAGED ON A 7" [Ø180mm] REEL, 5,000 PCS/REEL.
5. MOISTURE SENSITIVITY LEVEL: 3
6. PACKAGING TO INCLUDE LABEL CONTAINING DIALIGHT PART NUMBER, DATE CODE/LOT NO., LUMINOUS INTENSITY AND COLOR BINS, QTY/REEL, AND COUNTRY OF ORIGIN.
7. THIS ASSEMBLY CONTAINS ELECTROSTATIC DISCHARGE SENSITIVE DEVICES (ESDS). MAINTAIN ALL PRECAUTIONARY MEASURES DURING ASSEMBLY, HANDLING, AND STORAGE IN ACCORDANCE WITH IPC-A-610.
8. THE ABSOLUTE MAXIMUM RATINGS ARE FOR THE CASE OF LIGHTING SINGLE COLOR, WHEN LIGHTING TWO COLORS AT SAME TIME EACH OF THE FIGURE IN THE ABSOLUTE MAX RATINGS SHOULD BE REDUCED DOWN TO 50% WHEN LIGHTING THREE COLORS REDUCED DOWN TO 30%

OPERATING CHARACTERISTICS AT 25°C AMBIENT																
COLOR	LUMINOUS INTENSITY				FORWARD VOLTAGE				REVERSE CURRENT		DOMINANT WAVELENGTH				VIEWING ANGLE	
	I _F	MIN (mcd)	TYP (mcd)	MAX (mcd)	I _F	MIN (V)	TYP (V)	MAX (V)	V _R	MAX (μA)	I _F	MIN (nm)	TYP (nm)	MAX (nm)	TYP (DEG)	
	RED	5 mA	36	80	140	5 mA	1.6	1.9	2.4	5V	10	5 mA	619	624	629	120
			GREEN	140	220		360	2.7	2.9				3.3	520	527	535
BLUE	36		60	140	2.7		3.0	3.2	465				470	475	120	

ABSOLUTE MAXIMUM RATINGS AT 25°C AMBIENT	COLOR			UNITS
	RED	GREEN	BLUE	
POWER DISSIPATION TOTAL LIGHTING ALL COLORS	35			mW
FORWARD CURRENT(SEE NOTE 8)	10			mA
PEAK FORWARD CURRENT (LESS THAN OR EQUAL TO 1/20 DUTY CYCLE, 1kHz)	50			mA
DERATE LINEARLY FROM 25°C	0.125			mA/°C
REVERSE VOLTAGE	5			V
STORAGE TEMPERATURE	-40 TO +100			°C
OPERATING TEMPERATURE	-40 TO +85			°C

Mark	Meanings	Conditions
T _{Smax}	Maximum of pre-heating temperature	180°C
T _{Smin}	Minimum of pre-heating temperature	140°C
t _s	Time from Tsmin to Tsmax	Over 60sec.
T _L	Reference temperature	230~260°C
t _L	Retention time for TL	Within 40sec.
T _P	Peak temperature	260°C(Max)
t _p	Time for peak temperature	Within 10sec.
ΔT _R /Δt	Temperature rising rate	Under 3°C/sec.
ΔT _D /Δt	Temperature decreasing rate	Over -3°C/sec.



ATTENTION:
OBSERVE PRECAUTIONS FOR
HANDLING ELECTROSTATIC
SENSITIVE DEVICES

THIS DRAWING AND THE CONTENTS HEREIN ARE CONFIDENTIAL AND THE SOLE PROPERTY OF DIALIGHT CORP. REPRODUCTION OF THIS DRAWING OR CONSTRUCTION OF ANY PARTS WITHIN THIS DRAWING ARE FORBIDDEN WITHOUT THE WRITTEN CONSENT OF DIALIGHT CORP.		
SCALE: 46.000	DRAWING NUMBER	REV
ALL DIM's: INCH (mm)	C-18530	B
TOLERANCES: UNLESS OTHERWISE SPECIFIED	TITLE	
FRACTIONS: ±1/64	0404 TRI-COLOR SMT LED	
DECIMALS (.XX): ±.01	MATERIAL	
DECIMALS (.XXX): ±.004	-	
DECIMALS (.XXXX): ±.0005		
ANGLES: ±1°		
FINISH		
-		
FSCM 83330	SHEET 1 OF 1	FAMILY TABLE:

Dialight

1501 ROUTE 34 SOUTH
FARMINGDALE, NJ 07727
(732) 919-3119
www.dialight.com

Mouser Electronics

Authorized Distributor

Click to View Pricing, Inventory, Delivery & Lifecycle Information:

Dialight:

[597-7717-502NF](#) [597-7717-507NF](#)