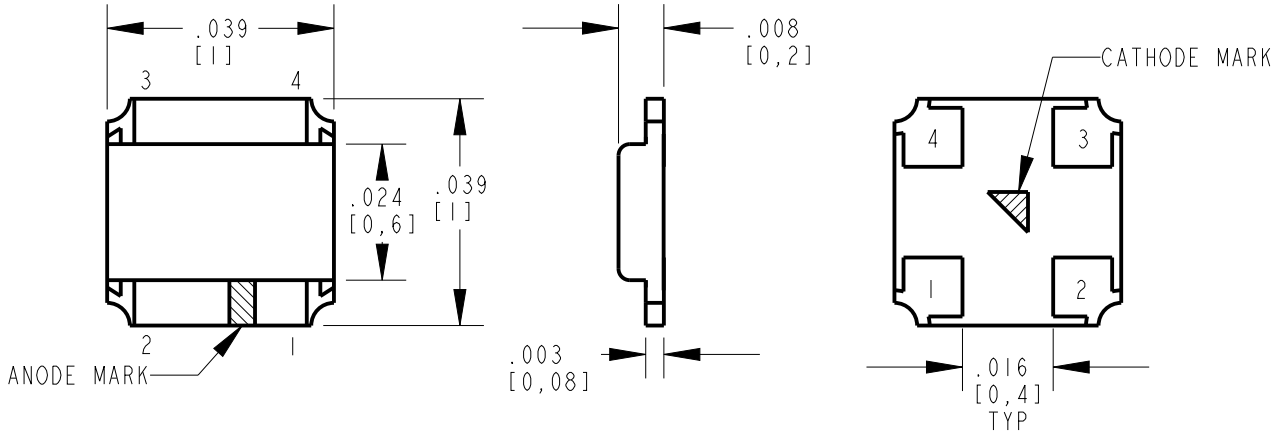


DIALIGHT PART NUMBER	COLOR	LED DIE	LED EPOXY COLOR
597-7717-502F, -507F	RED	AlGaInP	DIFFUSED WHITE
	GREEN	InGaN	
	BLUE		

RoHS COMPLIANT 597-7717-50XF

Part Numbers with the "F" suffix ending are RoHS Compliant.
For example: 597-7717-502F
Reel and bag packaging are marked with "RoHS Compliant"
label or equivalent markings. These parts can be used with
RoHS reflow profile. Parts can be wave soldered, dip soldered
or hand soldered using typical lead-free soldering process
with max 260°C temp. for 5 sec.



NOTES:

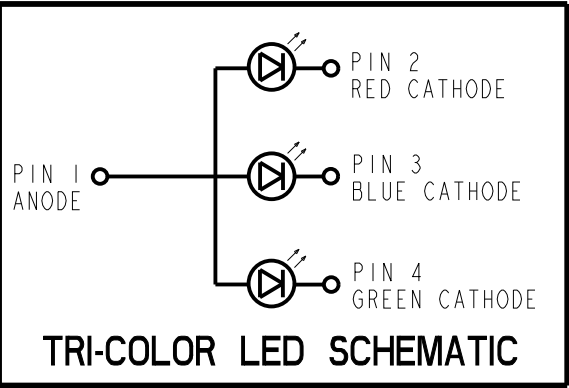
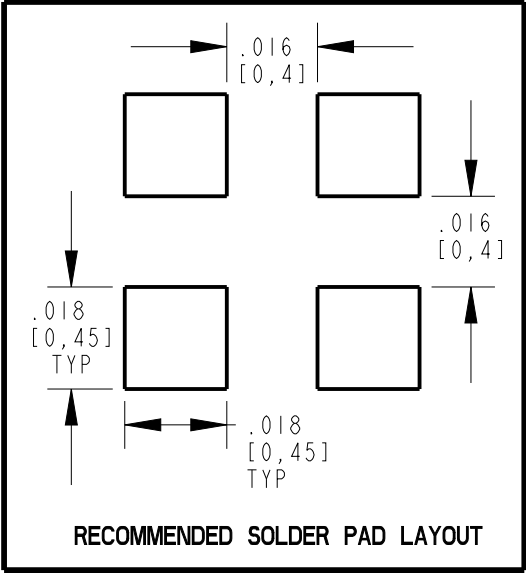
- DIALIGHT PART NUMBERS: 597-7717-50XF.
- TAPE & REEL MAY REQUIRE RE-TAPING AFTER 12 MONTHS.
- PIN NUMBERS ARE FOR REFERENCE ONLY. DESIGNATION NON-EXISTENT ON PART OR REEL TAPE.
- ...502F SUFFIX MEANS PARTS PACKAGED ON A 20 PC SAMPLE STRIP.
- ...507F SUFFIX MEANS PARTS PACKAGED ON A 7" [Ø180mm] REEL, 5,000 PCS/REEL.
- MOISTURE SENSITIVITY LEVEL: 3
- PACKAGING TO INCLUDE LABEL CONTAINING DIALIGHT PART NUMBER, DATE CODE/LOT NO., LUMINOUS INTENSITY AND COLOR BINS, QTY/REEL, AND COUNTRY OF ORIGIN.
- THIS ASSEMBLY CONTAINS ELECTROSTATIC DISCHARGE SENSITIVE DEVICES (ESDS). MAINTAIN ALL PRECAUTIONARY MEASURES DURING ASSEMBLY, HANDLING, AND STORAGE IN ACCORDANCE WITH IPC-A-610.
- THE ABSOLUTE MAXIMUM RATINGS ARE FOR THE CASE OF LIGHTING SINGLE COLOR, WHEN LIGHTING TWO COLORS AT SAME TIME EACH OF THE FIGURE IN THE ABSOLUTE MAX RATINGS SHOULD BE REDUCED DOWN TO 50% WHEN LIGHTING THREE COLORS REDUCED DOWN TO 30%

OPERATING CHARACTERISTICS AT 25°C AMBIENT												
COLOR	LUMINOUS INTENSITY			FORWARD VOLTAGE		REVERSE CURRENT		DOMINANT WAVELENGTH				VIEWING ANGLE
	I _F	MIN (mcd)	TYP (mcd)	I _F	TYP (V)	V _R	MAX (µA)	I _F	MIN (nm)	TYP (nm)	MAX (nm)	TYP (DEG)
RED	5 mA	14	35	5 mA	2.1	5V	10	5 mA	619	624	629	120
GREEN		56	110		3.1				520	527	535	120
BLUE		28	45		3.0				465	470	475	120

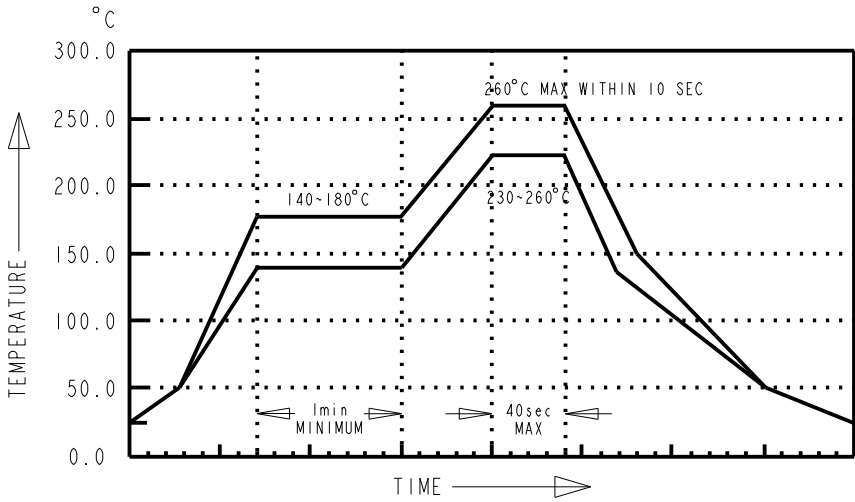
ABSOLUTE MAXIMUM RATINGS AT 25°C AMBIENT	COLOR			UNITS
	RED	GREEN	BLUE	
POWER DISSIPATION TOTAL LIGHTING ALL COLORS	35			mW
FORWARD CURRENT(SEE NOTE 8)	10			mA
PEAK FORWARD CURRENT (LESS THAN OR EQUAL TO 1/20 DUTY CYCLE, 1kHz)	50			mA
DERATE LINEARLY FROM 25°C	0.125			mA/°C
REVERSE VOLTAGE	5			V
STORAGE TEMPERATURE	-40 TO +100			°C
OPERATING TEMPERATURE	-40 TO +85			°C



ATTENTION:
OBSERVE PRECAUTIONS FOR
HANDLING ELECTROSTATIC
SENSITIVE DEVICES

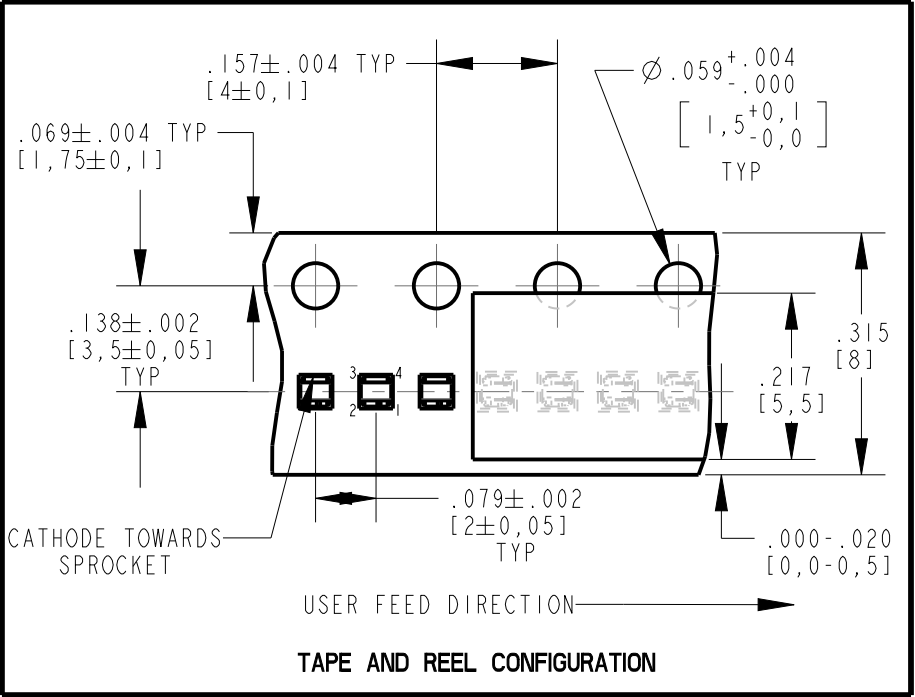


REV	ECN NO	REVISIONS	DRN	CKD	APP	DATE
A	—	NEW RELEASE	WFB	JTD	NO	12-5-12
B	—	UPDATED TABLE TO HAVE POWER DISSIPATION ADDED NOTE 8	VP	JTD	NO	2-9-16



RECOMMENDED RoHS SOLDER PROFILE

ABOVE CONDITIONS ARE FOR REFERENCE.
SUGGEST CUSTOMER EVALUATE USING OWN
CIRCUIT BOARDS AND REFLOW OVEN.



THIS DRAWING AND THE CONTENTS HEREIN ARE CONFIDENTIAL AND THE SOLE PROPERTY OF DIALIGHT. REPRODUCTION OF THIS DRAWING OR CONSTRUCTION OF ANY PARTS WITHIN THIS DRAWING ARE FORBIDDEN WITHOUT THE WRITTEN CONSENT OF DIALIGHT.

SCALE: 30.000 ALL DIM'S IN: INCHES (MM)	DRAWING NUMBER C-18002	REV B
TOLERANCES: UNLESS OTHERWISE SPECIFIED FRACTIONS: ±1/64 DECIMALS (.XX): ±.01 DECIMALS (.XXX): ±.004 DECIMALS (.XXXX): ±.0005 ANGLES: ±1°	TITLE 0404 TRI-COLOR SMT LED	
FINISH: -	MATERIAL -	
FSCM 83330	Dialight 1501 ROUTE 34 SOUTH FARMINGDALE, NJ 07727	
	SHEET 1 OF 1	FAMILY TABLE:

Mouser Electronics

Authorized Distributor

Click to View Pricing, Inventory, Delivery & Lifecycle Information:

Dialight:

[597-7717-502F](#) [597-7717-507F](#)