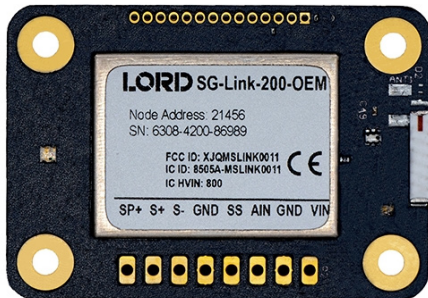


# MicroStrain Sensing Product Datasheet

## SG-Link<sup>®</sup>-200-OEM

### Wireless 2 Channel Analog Input Node



LORD Sensing Wireless Sensor Networks enable simultaneous, high-speed sensing and data aggregation from scalable sensor networks. Our wireless sensing systems are ideal for test and measurement, remote monitoring, system performance analysis, and embedded applications.

The SG-Link-200-OEM allows for remote data collection from a range of sensor types, including strain gauges, pressure transducers, and accelerometers. The node supports high resolution, low noise data collection from 1 differential and 1 single-ended input channels at sample rates up to 1 kHz. A digital input features compatibility with a hall effect sensor for reporting RPM and total pulses, ideal for many torque sensing applications.

Users can easily program nodes for continuous, periodic burst, or event-triggered sampling with the SensorConnect software. The optional web-based SensorCloud interface optimizes data aggregation, analysis, presentation, and alerts for sensor data from remote networks.

#### PRODUCT HIGHLIGHTS

- 1 differential and 1 single-ended input channel
- Differential channel compatible with 120, 350, and 1k Ohm Wheatstone bridge sensing circuits
- On-board temperature sensor
- Digital input channel for RPM and pulse counting
- Supply power from 3.3 to 30 V
- Continuous, periodic burst, and event-triggered sampling
- Output raw data and/or derived channels such as mean, RMS and peak-peak
- LXRS protocol allows lossless data collection, scalable networks and node synchronization of  $\pm 50 \mu s$
- Remote strain calibration using on-board shunt resistor


#### FEATURES AND BENEFITS

##### HIGH PERFORMANCE

- Up to 1024 Hz sampling
- Low noise 1.5 or 2.5 V sensor excitation
- Noise as low as 1  $\mu V$  p-p
- High resolution 24-bit data
- Datalog up to 8 million data points
- Low power operation, well-suited for battery powered applications.
- Wireless range up to 1 km (400 m typical)
- -40 to +105°C operating temperature range

#### APPLICATIONS

- Strain, load, force, pressure, acceleration, vibration, displacement, or torque sensing.
- Condition-based monitoring (CBM)
- Structural load and stress monitoring
- Test and measurement
- RPM and Pulse counting



ENGINEERING YOUR SUCCESS.

©2020 Parker Hannifin MicroStrain Sensing. | Document 8400-0124 Revision D. | Subject to change without notice.

# Wireless 2 Channel Analog Input Node

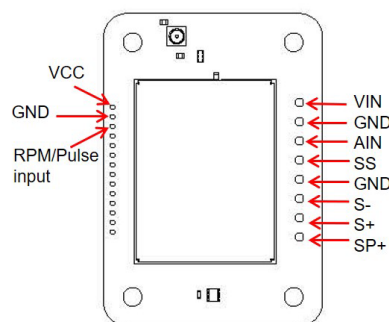
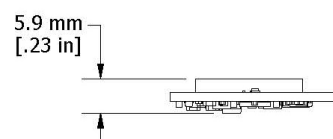
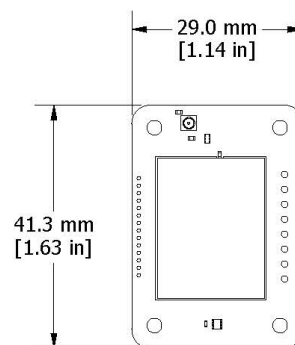
## Specifications

Analog Input Channels		Mechanical Shock Limit	1000g/1.5ms
Sensor input channels	1 differential, 1 single-ended and 1 RPM/pulse input	ESD	4 kV
Sensor excitation output*	Configurable 1.5 or 2.5 V (100 mA)	Physical Specifications	
Measurement range	0 to Excitation voltage (1.5 or 2.5 V)	Dimensions	41.3 mm x 29.0 mm x 5.9 mm
Adjustable gain	1 to 128	Interface	Solder or screw-down terminal available
ADC resolution	24 bit	Weight	7 grams
Noise (Gain = 128)	1 $\mu$ Vp-p to 20 $\mu$ Vp-p (filter selection dependent)	Integration	
Noise (Gain = 1)	15 to 250 $\mu$ Vp-p (filter selection dependent)	Compatible gateways	All WSDA gateways
Temperature stability (-40 to +105°C)	0.172 $\mu$ V/°C (typical)	Software	SensorCloud, SensorConnect, Windows 7, 8 & 10 compatible
Digital filter	Configurable SINC4 low pass filter for reducing noise	Software development kit	<a href="http://www.microstrain.com/software/mscl">http://www.microstrain.com/software/mscl</a>
Strain calibration	Onboard shunt resistor used for deriving strain calibration coefficients ( $y = mx + b$ )	Regulatory compliance	FCC (USA), IC (Canada), CE, RoHS (EU) MIC(Japan)
Shunt calibration resistor	499k Ohm ( $\pm 0.1\%$ )		
Integrated Temperature Channel			
Measurement range	-40°C to 105°C		
Accuracy	$\pm 0.25^\circ\text{C}$		
RPM Sensing			
Sensor input	Open collector, open drain or digital pulses from hall effect or other source		
Range	0.1 to 100 Hz (6 to 6000 RPM)		
Accuracy	$\pm 0.1\%$ (typical)		
Sampling			
Sampling modes	Continuous, periodic burst, event triggered		
Output options	Analog: Calibrated engineering units, account sand derived channels (mean, RMS and peak-peak) Digital: Speed (Hz or RPM) and pulse counts		
Sampling rates	Up to 1024 Hz		
Sample rate stability	$\pm 5$ ppm		
Network capacity	Up to 128 nodes per RF channel (bandwidth calculator: <a href="http://www.microstrain.com/configure-your-system">www.microstrain.com/configure-your-system</a> )		
Node synchronization	$\pm 50$ $\mu$ sec		
Data storage capacity	16 M Bytes (up to 8,000,000 data points)		
Operating Parameters			
Wireless communication range**	Outdoor antenna: 2 km (ideal), 800 m (typical) Onboard antenna: 1 km (ideal), 400 (typical) Indoor/obstructions: 50 m (typical)		
Antenna	Surface mount or external via U.FL connector		
Radio frequency (RF) transceiver carrier	License-free 2.405 to 2.480 GHz (16 channels)		
RF transmit power	User-set 0 dBm to 20 dBm. Restricted regionally		
Power input range	3.3 V dc to 30 V dc		
Pulse Current***	Tx Power	VIN = 3.6 V	VIN = 5.0 V
	+20 dBm	135 mA	100 mA
	+16 dBm or less	100 mA	70 mA
Operating temp	-40°C to +105°C		
Angular acceleration limit	500g sustained, 1000g intermittent		

\* Actual range varies with conditions

\*\* Extend battery life by using a faster filtering setting.

\*\*\* Power source must supply short duration pulse currents as determined by the transmit power setting and the supply voltage.



Parker Hannifin Corporation  
MicroStrain Sensing  
459 Hurricane Lane  
Williston, VT 05495 • USA

phone: +1.802.862.6629  
email: [sensing\\_sales@LORD.com](mailto:sensing_sales@LORD.com)  
[sensing\\_support@LORD.com](mailto:sensing_support@LORD.com)  
[www.microstrain.com](http://www.microstrain.com)  
[www.parker.com](http://www.parker.com)

# Mouser Electronics

Authorized Distributor

Click to View Pricing, Inventory, Delivery & Lifecycle Information:

[MicroStrain by HBK:](#)

[SG-Link-200-OEM](#) [SG-Link-200-OEM CE Version](#) [SG-Link-200-OEM JPN Version](#)