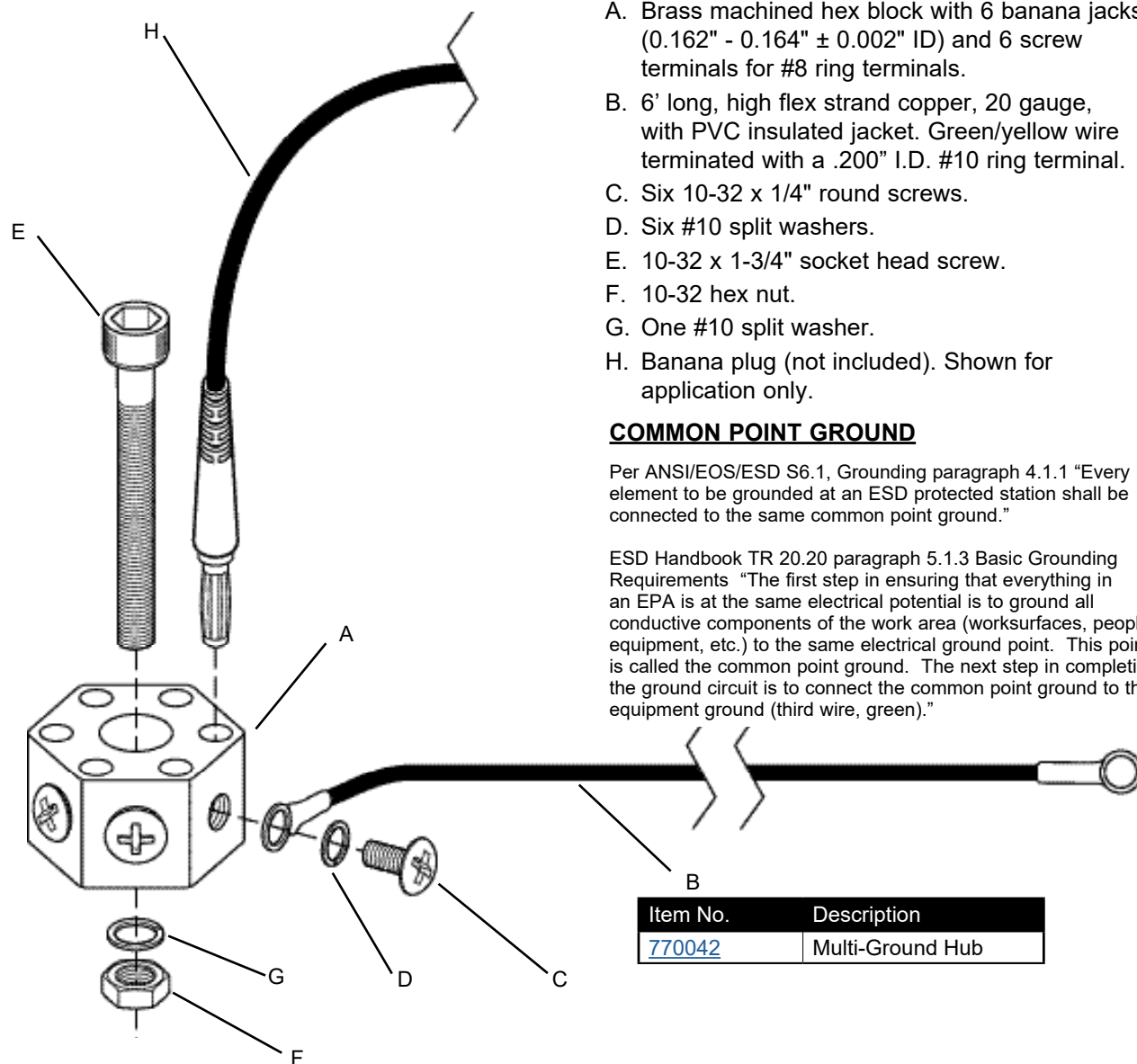




Made in the
United States of America

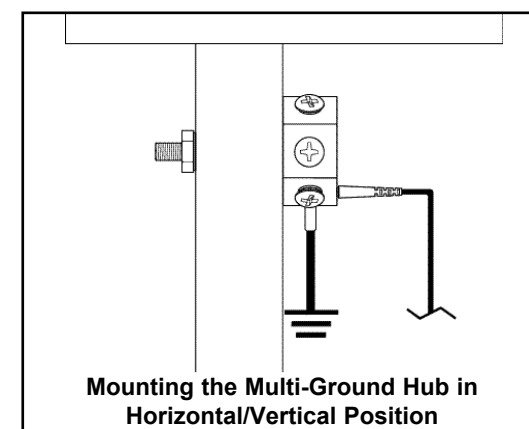
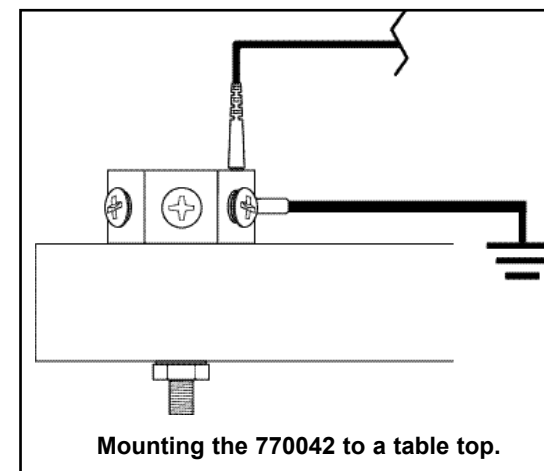


- A. Brass machined hex block with 6 banana jacks (0.162" - 0.164" \pm 0.002" ID) and 6 screw terminals for #8 ring terminals.
- B. 6' long, high flex strand copper, 20 gauge, with PVC insulated jacket. Green/yellow wire terminated with a .200" I.D. #10 ring terminal.
- C. Six 10-32 x 1/4" round screws.
- D. Six #10 split washers.
- E. 10-32 x 1-3/4" socket head screw.
- F. 10-32 hex nut.
- G. One #10 split washer.
- H. Banana plug (not included). Shown for application only.

COMMON POINT GROUND

Per ANSI/EOS/ESD S6.1, Grounding paragraph 4.1.1 "Every element to be grounded at an ESD protected station shall be connected to the same common point ground."

ESD Handbook TR 20.20 paragraph 5.1.3 Basic Grounding Requirements "The first step in ensuring that everything in an EPA is at the same electrical potential is to ground all conductive components of the work area (worksurfaces, people, equipment, etc.) to the same electrical ground point. This point is called the common point ground. The next step in completing the ground circuit is to connect the common point ground to the equipment ground (third wire, green)."



Item No.	Description
770042	Multi-Ground Hub

Unless otherwise noted, tolerance \pm 10%
Specifications and procedures subject to change without notice.

HUB, MULTI-GROUND

SCS

926 JR Industrial Drive, Sanford, NC 27332
WEB SITE: StaticControl.com
PHONE: EAST: (919) 718-0000 | WEST: (909) 627-9634

**DRAWING
NUMBER**
770042

DATE
February
2019

Mouser Electronics

Authorized Distributor

Click to View Pricing, Inventory, Delivery & Lifecycle Information:

SCS:

[770041](#) [770042](#)