



MultiTech Conduit[®]

Programmable Gateway for the Internet of Things
US915 for North America



MultiTech Conduit[®] is the industry's most configurable, manageable, and scalable cellular communications gateway for industrial IoT applications. Network engineers can remotely configure and optimize their Conduit performance through DeviceHQ[®], the world's first IoT Application Store and Device Management platform. The Conduit features Wi-Fi/Bluetooth/Bluetooth Low Energy (BT/BLE), GNSS, and two accessory card slots that enable users to plug in MultiTech mCard[™] accessory cards supporting their preferred wired or wireless interface to connect a wide range of assets locally to the gateway.


Available options include a LoRaWAN[®] mCard capable of supporting thousands of MultiTech mDot[™] and xDot[®] long range RF modules connected to remote sensors or appliances. Quick-to-deploy and easy to customize and manage, the Conduit communications gateway realizes your IoT application.

GATEWAY BENEFITS

- Wi-Fi communication supporting 802.11 a/b/g/n 2.4 GHz and 5GHz with WPA2 personal transmission security. Wi-Fi Access Point and Client modes are supported simultaneously.
- BT Classic and BLE 4.1 communication supports local connectivity with automatic pairing with target devices utilizing 128 bit link key length security.
- GNSS module for LoRaWAN packet time-stamping and geo-location capability
- Backhaul options include Ethernet and optional 4G-LTE, 3G, 2G cellular for cost effective deployment

LORA FEATURES

- Certified for North American 915 MHz ISM bands
- ISM band scanning for optimum LoRa[®] performance
- Listen Before Talk LoRa operating protocol



1

Select Wide Area Network
4G LTE, 3G, 2G, Ethernet

Simplified Selection & Setup

2

Select Application Environment
mPower[™]

3

Select Local Connection
Ethernet, Serial, GPIO, LoRaWAN[®]



Programmable embedded software provides enhanced security and enables task execution at the edge for reduced latency and cost optimization.

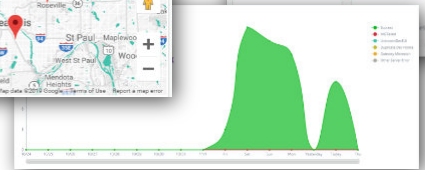
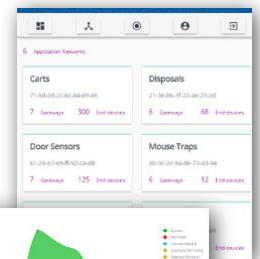
mPower™ Edge Intelligence embedded software delivers programmability, network flexibility, enhanced security and manageability for scalable Industrial Internet of Things (IIoT) solutions.

mPower simplifies integration with a variety of popular upstream IoT platforms to streamline edge-to-cloud data management and analytics, while also providing the programmability and processing capability to execute critical tasks at the edge of the network to reduce latency; control network and cloud services costs, and ensure core functionality – even in instances when network connectivity may not be available.

mPower software specifications can be found [here](#).

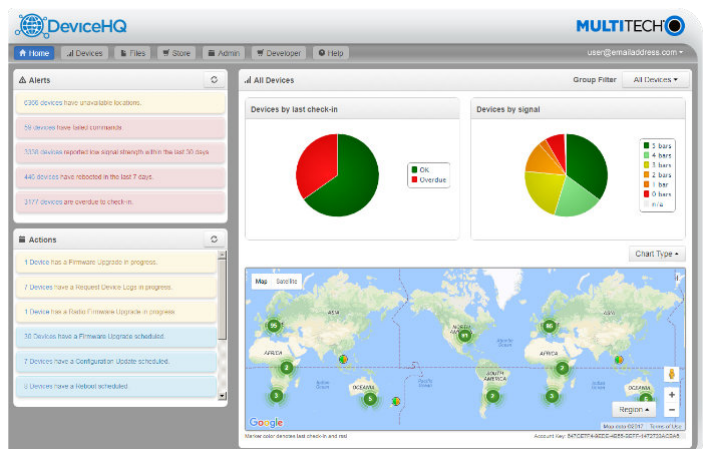
LENS® Embedded Network Server & Key Management Toolset for LoRaWAN® Networks

LENS is a hybrid LoRaWAN® network management platform that enables deployment and management of LoRaWAN networks at scale. Designed for private and enterprise networks, LENS provides a site-by-site user account and centralized management for LoRa® end devices, as well as configuration and control of Conduit® gateways. LENS has the capability to assign unique access rights to individual users, add gateways and LoRa end nodes in bulk, or create separate organizations and network segmentation to support different IoT use cases or applications.



Cloud-based Application Store and IoT Device Management

MultiTech DeviceHQ® is cloud-based tool set for managing the latest generation of MultiTech devices. It incorporates all the functionality of MultiTech Device Manager, on which so many M2M and IoT applications already rely for remote monitoring, upgrades and configuration of entire device populations – whether one or 1 million. DeviceHQ takes remote device management and maintenance to a new level, by providing an application marketplace, allowing users to browse applications or build their own then easily deploy them to and customize them for remote devices from anywhere.



SPECIFICATIONS

Models	MTCDT-L4N1	MTCDT-H5	MTCDT
Mobile Network Operator	AT&T & Verizon	AT&T European Network Operators	Ethernet Only
Cellular Performance	4G-LTE Category 4	3G-HSPA+	No Cellular
Cellular Fallback	3G - HSPA+ (AT&T only)	2G - GPRS	
Frequency Band (MHz)	AT&T: 4G: B2(1900), B4(AWS1700), B5(850), B12(700a), B14(700 FirstNet), B66(AWS-3 1700), 3G: B2(1900), B4(AWS1700), B5(850) Verizon: 4G: B4(AWS1700), B13(700c) Other Bands Supported: B71(600)	3G: 850 / 900 / 1700 (AWS) / 1900 / 2100 2G: 850 / 900 / 1800 / 1900	
FirstNet Support	Yes (AT&T)†	No	
Packet Data (LTE FDD)	Up to 150 Mbps peak downlink Up to 50 Mbps peak uplink	Up to 21 Mbps peak downlink Up to 5.76 Mbps uplink	
Input Voltage	9 VDC 1.7A input provided to 100 - 240 VAC 50/60 Hz external adaptor or fused DC Power Cable		
Processor and Memory	ARM9 processor with 32-Bit ARM & 16-Bit Thumb instruction sets • 400 MHz • 16K Data Cache • 16K Instruction Cache • 128X16 MB DDR RAM • 256 MB Flash Memory		
Wi-Fi/Bluetooth (~247 models)	WiFi: 802.11abng (2.4 & 5 Ghz) / Bluetooth: Classic 4.1 and BLE		
GPS/GNSS	GNSS for LoRa Packet Time Stamping Concurrent GNSS connections: 3 GNSS Systems Supported: (default: concurrent GPS/QZSS/SBAS and GLONASS)		
LEDs	mPower models: PWR (Power), STATUS (Power Status), LS (Link Status), CD (Carrier Detect), SIGNAL (Signal Strength)		
LoRa Specifications (for models that include MTAC-LORA Gateway Accessory Card)			
LoRa Frequency Band	915 MHz		
LoRa Channel Plan	US915		
Channel Capacity	8-channels (half-duplex)		
LoRa Power Output	27 dBm maximum output power before antenna		
Connectors			
Power	2.5 mm miniature barrel jack (screw-on)		
E-NET	RJ45 Ethernet jack (10/100 port)		
USB DEVICE	USB 2.0 Micro B connector		
USB HOST	USB 2.0 Type A connector		
API, AP2	MultiTech mCard Gateway Accessory Cards		
SIM (under nameplate)	2FF Mini SIM		None
SD Card (under nameplate)	Micro SD Card, 32GB (HSMCI) max (industrial temperature range recommended)		
Antennas	Cellular, GPS: Female SMA / Wi-Fi, LoRa: Reverse polarity Female SMA		
Physical Description			
Dimensions (L x W x H)	6.35" x 4.23" x 1.69" (161.3 mm x 107.4 mm x 42.8 mm)		
Weight	1.0 lbs (0.45 kg) with two accessory cards installed		
Chassis Type	Anodized aluminum (blue)		
Environmental			
Operating Temperature	-30° to +70° C*		
Storage Temperature	-40° to +85° C		
Humidity	Relative humidity 20% to 90%, non-condensing		
Certifications			
EMC Compliance	US: FCC Part 15 Class A Canada: ICES-003 Class A	Australia: CISPR 32 EU: EN 55032 Class A, EN 301 489-3 V2.1.1, EN 301 489-1 V2.2.0, EN 301-489-52 V1.1.0	
Radio Compliance	US: FCC Part 22, 24, 27 Canada: ISED	US: FCC Part 22, 24, 27 Canada: ISED-003 AU: AS/NZS 4268:2012 + A1:2013 MPE Standard 2014 EU: EN 300 220-1 V3.1.1 EN 300 220-2 V3.1.1 EN 300 328 V2.1.1 EN 301 511 V9.0.2 EN 301 893 V2.1.1 EN 301 908-1 V11.1.1 EN 301 902-2 V11.1.1 EN 301 908-13 V11.1.1 EN 62311-2008	US: FCC Part 22, 24, 27 Canada: ISED-003 AU: AS/NZS 4268:2012 + A1:2013 MPE Standard 2014
Safety	UL/cUL 60950-1 , UL/cUL 62368-1		
Mobile Network Operator Approvals	PTCRB, AT&T, Verizon	PTCRB, AT&T GCF Certified Cell Module	N/A
Quality	MIL-STD-810G: High Temp, Low Temp, Random Vibration. SAE J1455: Transit Drop & Handling Drop, Random Vibration, Swept-Sine Vibration. IEC68-2-1: Cold Temp. IEC68-2-2: Dry Heat		
Warranty	2-Years / www.multitech.com/legal/warranty		

[†] All future end-user (OEM) devices will and must go through FirstNet certification prior to being included in the FirstNet device ecosystem.

ORDERING INFORMATION

MultiTech Conduit® with GNSS and WiFi-Bluetooth (BT/BLE) and MTAC-LORA Gateway Accessory Card

Model	Description	Region
MTCDDT-L4N1-247A-915-US	LTE Cat 4 mPower Programmable Gateway 8-channel, 915 MHz, GNSS+WiFi/BT w/MTAC-LORA-H-915 mCard and US Accessory Kit (AT&T/Verizon)	US/Canada
MTCDDT-247A-915-US-EU-GB	Ethernet Only mPower Programmable Gateway 8-channel, 915 MHz, GNSS+WiFi/BT w/MTAC-LORA-H-915 mCard and US Accessory Kit	US/Canada
Accessory kit includes: Conduit Gateway with installed MTAC-LORA-H-915 accessory card and power supply with regional-specific blades, appropriate antennas, Ethernet cable, USB cable and quick-start guide. GNSS Antenna sold separately		

MultiTech Conduit® with GNSS and MTAC-LORA Gateway Accessory Card

Model	Description	Region
MTCDDT-L4N1-246A-915-US	LTE Cat 4 mPower Programmable Gateway 8-channel, 915 MHz, GNSS w/MTAC-LORA-H-915 mCard and US Accessory Kit (AT&T/Verizon)	US/Canada
MTCDDT-246A-915-US-EU-GB	Ethernet Only mPower Programmable Gateway 8-channel, 915 MHz, GNSS w/MTAC-LORA-H-915 mCard and US Accessory Kit	US/Canada
Accessory kit includes: Conduit Gateway with installed MTAC-LORA-H-915 accessory card and power supply with regional-specific blades, appropriate antennas, Ethernet cable, USB cable and quick-start guide. GNSS Antenna sold separately		

MultiTech Conduit® with GNSS and WiFi-Bluetooth (BT/BLE)

Model	Description	Region
MTCDDT-L4N1-247A-US	LTE Cat 4 mPower Programmable Gateway 8-channel, GNSS+WiFi/BT and US Accessory Kit (AT&T/Verizon)	US/Canada
MTCDDT-H5-247A-US-EU-GB	HSPA+ mPower Programmable Gateway, GNSS+WiFi/BT w/US/EU/UK Accessory Kit (AT&T)	Global
MTCDDT-247A-US-EU-GB	Ethernet Only mPower Programmable Gateway, GNSS+WiFi/BT w/US/EU/UK Accessory Kit	Global
Accessory kit includes: Conduit Gateway with power supply with regional-specific blades, appropriate antennas, Ethernet cable, USB cable and quick-start guide. GNSS Antenna sold separately		

MultiTech Conduit® with GNSS

Model	Description	Region
MTCDDT-L4N1-246A-US	LTE Cat 4 mPower Programmable Gateway 8-channel, GNSS w/ US Accessory Kit (AT&T/Verizon)	US/Canada
MTCDDT-H5-246A-US-EU-GB	HSPA+ mPower Programmable Gateway, GNSS w/US/EU/UK Accessory Kit	Global
MTCDDT-246A-US-EU-GB	Ethernet Only mPower Programmable Gateway, GNSS w/US/EU/UK Accessory Kit	Global

Accessory kit includes: Conduit Gateway with power supply with region-specific blades, appropriate antennas, Ethernet cable, USB cable and quick-start guide. GNSS Antenna sold separately

RECOMMENDED ACCESSORIES

MultiTech mCard™

Model	Description	Region
MTAC-GPIO	GPIO Accessory Card, GPIO Cable Sold Separately	Global
MTAC-MFSE-DTE	Multi-Function Serial Accessory Card - DTE Interface	Global
MTAC-MFSE-DCE	Multi-Function Serial Accessory Card - DCE Interface	Global
MTAC-ETH	Ethernet Accessory Card, Ethernet Cable Sold Separately	Global
MTAC-LORA-H-915	915 MHz LoRa Accessory Card, Antenna Sold Separately	NAM

MultiTech mDot™

Model	Description	Region
MTDDOT-915-X1-SMA	915 MHz X1 LoRa SMA	NAM
MTDDOT-915-X1P-SMA	915 MHz X1 LoRa SMA w/Programming Header	NAM
MTDDOT-915-X1-UFL	915 MHz X1 LoRa UFL	NAM
MTDDOT-915-M1-UFL	915 MHz SMT LoRa UFL	NAM
MTDDOT-915-M1-TRC	915 MHz SMT LoRa RF Pad	NAM

MultiTech xDot®

Model	Description	Region
MTXDDOT-NA1-A00-1	915 MHz LoRa Module UFL/TRC (Single Pack)	NAM

Developer Kit, Antennas & Accessories

Model	Description	Region
MTUDK2-ST-MDOT	Developer Kit (includes SMA antenna and USB cable)	Global
ANGPS-IMM	Antenna Indoor Magnetic for GNSS	Global
AN868-915A-1HRA	868-915 MHz RP-SMA Antenna, 8" (3.0dBi)	Global
CARSMA-UFL	Reverse SMA-to-UFL Coax RF Cable, 6"	Global
CA-MTAC-GPIO	GPIO Cable for MTAC-GPIO (2.5 ft)	Global
CA9-9-D	DE9M-DE9F Serial Cable (6 ft)	Global
CA-USB-A-MICRO-B-3	USB Cable Type A to Type B Micro (3ft)	Global
CA-MTCDT-DEBUG	USB Cable Type A to 3-pin connector (3 feet)	Global

Go to www.multitech.com for detailed product model numbers.

Services & Warranty

MultiTech's comprehensive Support Services programs offer a full array of options to suit your specific needs. These services are aimed at protecting your investment, extending the life of your solution or product, and reducing total cost of ownership. Our seasoned technical experts, with an average tenure of more than 10 years, can walk you through smooth installations, troubleshoot issues and help you with configurations.

Technical Support Services

At MultiTech, we're committed to providing you personalized attention and quality service while providing you a quick response to your product support needs. We have several options of support for you to choose from.

For additional information on Support Services as well as other service offerings, please contact your MultiTech representative or visit www.multitech.com/support.go

World Headquarters

Multi-Tech Systems, Inc.
2205 Woodale Drive
Mounds View, MN 55112 U.S.A.
Tel: 763-785-3500
Toll-Free: 800-328-9717
Email: sales@multitech.com
www.multitech.com

EMEA Headquarters

Multi-Tech Systems (EMEA)
Strata House
264-270 Bath Road
Harlington UB3 5JJ
United Kingdom
Tel: +(44) 118 959 7774
Email: sales@multitech.co.uk
www.multitech.co.uk

Produced in the U.S. of U.S. and non-U.S. components. Features and specifications are subject to change without notice.

The LoRa® name and associated logo are trademarks of Semtech Corporation or its subsidiaries. Trademarks and Registered Trademarks: MultiTech and the MultiTech logo, MultiConnect, Conduit, mCard, mDot, xDot, mPower, DeviceHQ: Multi-Tech Systems, Inc. All other products and technologies are the trademarks or registered trademarks of their respective holders.



Mouser Electronics

Authorized Distributor

Click to View Pricing, Inventory, Delivery & Lifecycle Information:

MultiTech:

[MTCDDT-246A-868-EU-GB](#) [MTCDDT-246A-915-US-EU-GB](#) [MTCDDT-247A-868-EU-GB](#) [MTCDDT-247A-915-US-EU-GB](#)
[MTCDDT-L4E1-246A-868-EU-GB](#) [MTCDDT-L4E1-246A-EU-GB](#) [MTCDDT-L4E1-247A-868-EU-GB](#) [MTCDDT-L4E1-247A-EU-](#)
[GB](#) [MTCDDT-246A-STARTERKIT-868](#) [MTCDDT-246A-STARTERKIT-915](#) [MTCDDT-L4E1-247A-STARTERKIT-868](#)
[MTCDDT-L4N1-247A-STARTERKIT-915](#) [MTCDDT-LAP3-246A-915-AU](#) [MTCDDT-LAP3-246A-AU](#) [MTCDDT-LAP3-247A-](#)
[915-AU](#) [MTCDDT-246A-STARTERKIT-AS923-JP](#) [MTCDDT-LDC3-246A-STARTERKIT-923](#) [MTCDDT-LSB3-246A-](#)
[STARTERKIT-923](#) [MTCDDT-246A-923-JP](#) [MTCDDT-246A-US-EU-GB](#) [MTCDDT-246L-US-EU-GB](#) [MTCDDT-247A-US-EU-](#)
[GB](#) [MTCDDT-247L-US-EU-GB](#) [MTCDDT-H5-246A-US-EU-GB](#) [MTCDDT-H5-246L-US-EU-GB](#) [MTCDDT-H5-247A-US-EU-](#)
[GB](#) [MTCDDT-H5-247L-US-EU-GB](#) [MTCDDT-L4N1-246A-915-US](#) [MTCDDT-L4N1-246A-US](#) [MTCDDT-L4N1-247A-915-US](#)
[MTCDDT-L4N1-247A-US](#) [MTCDDT-LDC3-246A-923-JP](#) [MTCDDT-LSB3-246A-923-JP](#) [MTCDDT-LAT1-246A-915-US](#)
[MTCDDT-LAT1-246A-US](#) [MTCDDT-LAT1-246L-US](#) [MTCDDT-LAT1-247A-915-US](#) [MTCDDT-LAT1-247A-STARTERKIT-915](#)
[MTCDDT-LAT1-247A-US](#) [MTCDDT-LVW2-247A-US](#) [MTCDDT-LVW2-247L-US](#) [MTCDDT-LAT1-247L-US](#) [MTCDDT-LVW2-](#)
[246A-915-US](#) [MTCDDT-LVW2-246A-US](#) [MTCDDT-LVW2-246L-US](#) [MTCDDT-LVW2-247A-915-US](#) [MTCDDT-LVW2-247A-](#)
[STARTERKIT-915](#) [MTCDDT-H5-247A-868-EU-GB](#) [MTCDDT-H5-246A-868-EU-GB](#) [MTCDDT-L4N1-247L-US](#) [MTCDDT-](#)
[246A-915.R3-WW](#) [MTCDDT-247A-915.R3-WW](#) [MTCDDT-L4E1-247A-915-EU-GB](#)