

1

2

3

YAZAKI PART NO.	W <sub>1</sub>	H <sub>1</sub>	W <sub>2</sub>	H <sub>2</sub>	APPLICABLE WIRE SIZE
7116-2990-02	2.3	(2.6)	3.7	(2.9)	△CAVUS, CAVS 0.3~0.5
7116-2991-02	3.1	(3.1)	5.5	(4.9)	CAVUS, CAVS, AVS 0.85~1.25
7116-2992-02	4.3	(4.4)	6.5	(6.4)	AVS 2~3, AVSS 2

注 記

1. 対応品番 : 7114-2882-02

: 7114-2883-02

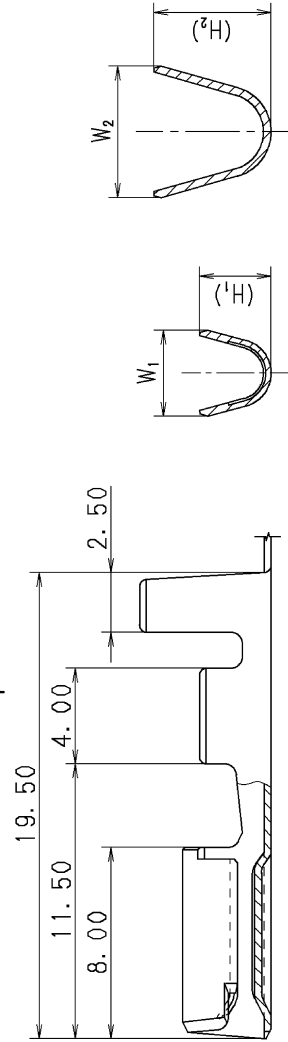
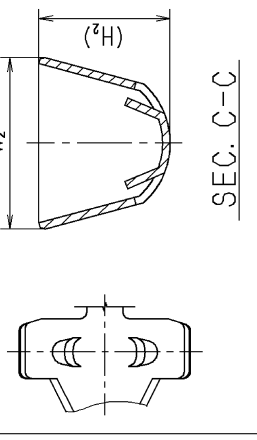
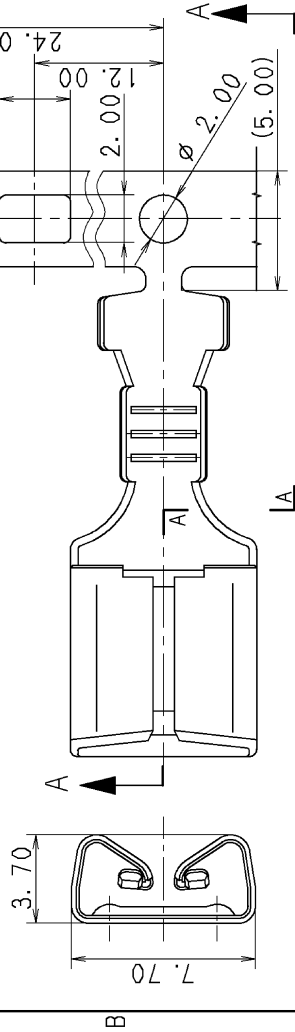
: 7114-2872-02

NOTE

1. MATING PART NO. : 7114-2882-02

: 7114-2883-02

: 7114-2872-02



SEC. B-B

SEC. C-C

SEC. A-A

						CUSTOMER		CUSTOMER PART NO.		CUSTOMER DWG NO.		MATL. SPEC.		△ BRASS (t=0.30)		TREAT. & FIN.		△ TIN PLATING	
						G. M		C11-Z601		G. M									
						H. Y		C98-L142		H. Y									
						NO.		CHKD											
						VENDOR		VENDOR NO.											
						GENERAL TOLERANCE													
		10MAX		50MAX		100MAX		250MAX		2500VR		ANGLE		ECCENT					
A		±0.15		±0.2		±0.3		±0.5		±0.75		±30'		0.1					
B		±0.2		±0.3		±0.55		±0.95		±1.4		±30'		0.1					
(C)		±0.3		±0.5		±0.8		±1.4		±2		±30'		0.15					
SPECIFIED								MASS											
		2011/08/28		2011/08/28		1997/12/25		2011/08/28		2011/08/28		1997/12/25		2011/08/28					
		M. KASHIYAMA		Y. FUKASE		H. YOSHIDA		G. MAGNAYON											
		APPROVED		CHECKED		CHECKED		DESIGN		DRAWN									
		DWG TYPE		DWG SOURCE		NEW		NEW		UNIT		SCL		ANGLE					
		R		1998/01/28		mm		mm		5:1		3							
		PART NO.		7116-2990-02		ETC.													
		CH. CODE																	
		DWG NO.		7116-2990-02		:R													
		SET DWG NO.																	
		YAZAKI CORPORATION																	

# Mouser Electronics

Authorized Distributor

Click to View Pricing, Inventory, Delivery & Lifecycle Information:

[Yazaki:](#)

[7116299002](#) [7116299202](#) [7116299102](#)