

SVM845L

ULTRA LOW VF SCHOTTKY RECTIFIER

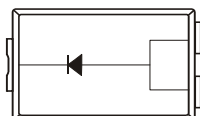
VOLTAGE 45 Volt **CURRENT** 8 Ampere

FEATURES

- Ideal for automated placement
- Ultra Low forward voltage drop, low power loss
- High efficiency operation
- Low thermal resistance
- Ultra thin profile package for space constrained utilization
- Package suitable for automated handling
- Lead free in compliance with EU RoHS 2011/65/EU directive
- Green molding compound as per IEC61249 Std. . (Halogen Free)

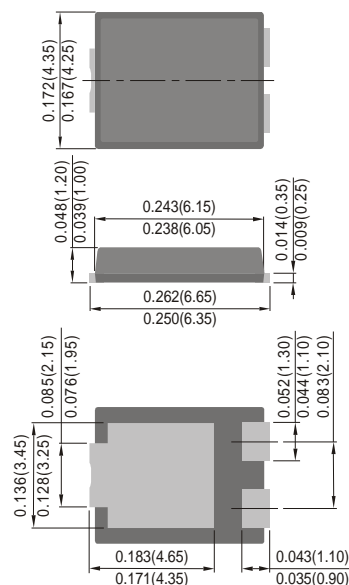
MECHANICAL DATA

- Case : TO-277, Plastic
- Terminals : Solderable per MIL-STD-750, Method 2026
- Weight : 0.0038 ounces, 0.1073 grams
- Marking : SVM845L



TO-277

Unit : inch(mm)



MAXIMUM RATINGS($T_A=25^{\circ}\text{C}$ unless otherwise noted)

PARAMETER	SYMBOL	VALUE	UNIT
Maximum Recurrent Peak Reverse Voltage	V_{RRM}	45	V
Maximum RMS Voltage	V_{RMS}	32	V
Maximum DC Blocking Voltage	V_R	45	V
Maximum Average Rectified Output Current	$I_{F(AV)}$	8	A
Peak Forward Surge Current : 8.3ms single half sine-wave superimposed on rated load	I_{FSM}	150	A
Typical Junction Capacitance ($V_R=4V$, $f=1\text{MHz}$)	C_J	500	pF
Typical Thermal Resistance (Note 1) (Note 2)	$R_{\theta JC}$ $R_{\theta JA}$	15 110	$^{\circ}\text{C/W}$
Operating Junction Temperature Range And Storage Temperature Range	T_J, T_{STG}	-55 to + 150	$^{\circ}\text{C}$

NOTES :

- 1.Mounted on an FR4 PCB, single-sided copper, with 100cm² copper pad area
- 2.Mounted on an FR4 PCB, single-sided copper, mini pad.



SVM845L

ELECTRICAL CHARACTERISTICS (T_A=25°C unless otherwise noted)

PARAMETER	SYMBOL	TEST CONDITIONS	MIN.	TYP.	MAX.	UNIT
Instantaneous forward voltage	V _F	I _F =1A	-	0.3	-	V
		I _F =5A	-	0.4	-	
		I _F =8A	-	0.45	0.5	
		I _F =1A	-	0.21	-	V
		I _F =5A	-	0.35	-	
		I _F =8A	-	0.42	-	
Reverse current	I _R	V _R =36V	-	55	-	μA
		V _R =45V	-	-	250	μA
		T _A =25°C	-	20	-	mA
		T _A =125°C	-	-	-	

SVM845L

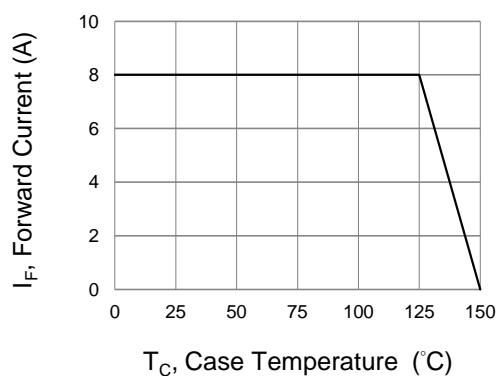


Fig.1 Forward Current Derating Curve

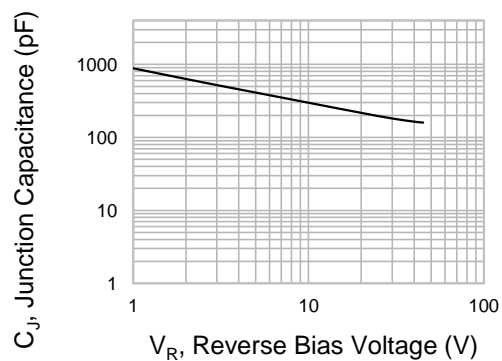


Fig.2 Typical Junction Capacitance

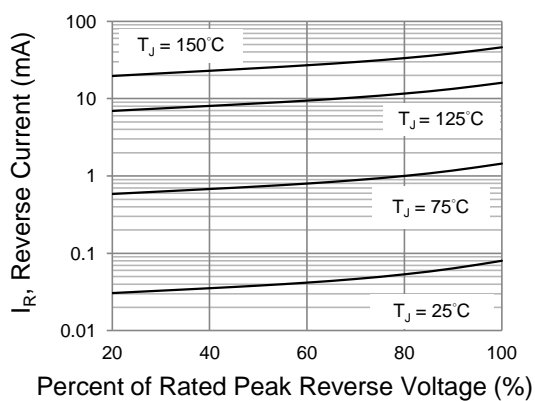


Fig.3 Typical Reverse Characteristics

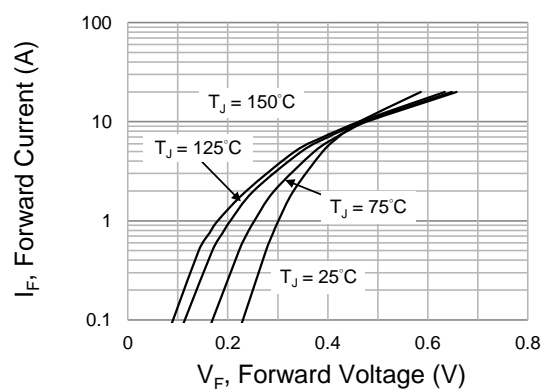


Fig.4 Typical Forward Characteristics

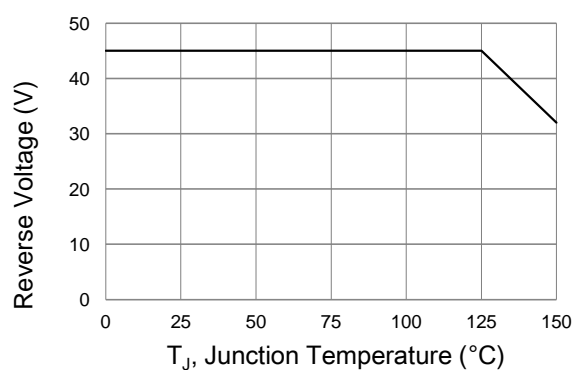
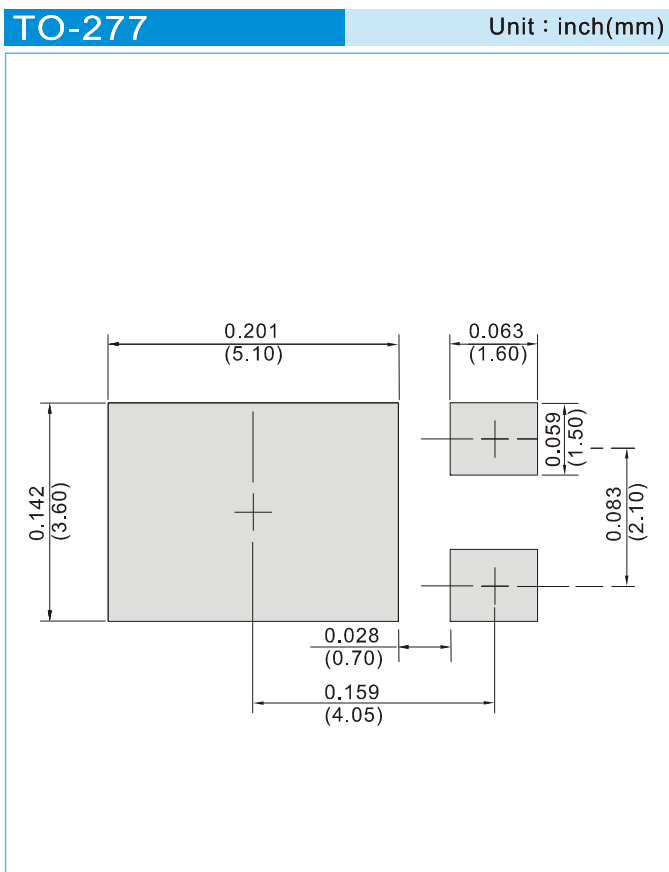


Fig.5 Operating Temperature Derating Curve

SVM845L

MOUNTING PAD LAYOUT



ORDER INFORMATION

- Packing information
T/R - 5K per 13" plastic Reel

SVM845L

Part No_packing code_Version

SVM845L_R2_00001

For example :

RB500V-40_R2_00001

Part No.

Serial number

Version code means HF

Packing size code means 13"

Packing type means T/R

Packing Code XX				Version Code XXXXX		
Packing type	1 st Code	Packing size code	2 nd Code	HF or RoHS	1 st Code	2 nd ~5 th Code
Tape and Ammunition Box (T/B)	A	N/A	0	HF	0	serial number
Tape and Reel (T/R)	R	7"	1	RoHS	1	serial number
Bulk Packing (B/P)	B	13"	2			
Tube Packing (T/P)	T	26mm	X			
Tape and Reel (Right Oriented) (TRR)	S	52mm	Y			
Tape and Reel (Left Oriented) (TRL)	L	PANASERT T/B CATHODE UP (PBCU)	U			
FORMING	F	PANASERT T/B CATHODE DOWN (PBCD)	D			



SVM845L

Disclaimer

- Reproducing and modifying information of the document is prohibited without permission from Panjit International Inc..
- Panjit International Inc. reserves the rights to make changes of the content herein the document anytime without notification. Please refer to our website for the latest document.
- Panjit International Inc. disclaims any and all liability arising out of the application or use of any product including damages incidentally and consequentially occurred.
- Panjit International Inc. does not assume any and all implied warranties, including warranties of fitness for particular purpose, non-infringement and merchantability.
- Applications shown on the herein document are examples of standard use and operation. Customers are responsible in comprehending the suitable use in particular applications. Panjit International Inc. makes no representation or warranty that such applications will be suitable for the specified use without further testing or modification.
- The products shown herein are not designed and authorized for equipments requiring high level of reliability or relating to human life and for any applications concerning life-saving or life-sustaining, such as medical instruments, transportation equipment, aerospace machinery et cetera. Customers using or selling these products for use in such applications do so at their own risk and agree to fully indemnify Panjit International Inc. for any damages resulting from such improper use or sale.
- Since Panjit uses lot number as the tracking base, please provide the lot number for tracking when complaining.

Mouser Electronics

Authorized Distributor

Click to View Pricing, Inventory, Delivery & Lifecycle Information:

Panjit:

[SVM845L_R2_00001](#) [SVM845L_R1_00001](#)