

## SS12L SERIES

### LOW VF SURFACE MOUNT SCHOTTKY RECTIFIER

**VOLTAGE** 20 to 90 Volt **CURRENT** 1.0 Ampere

**SMA / DO-214AC**

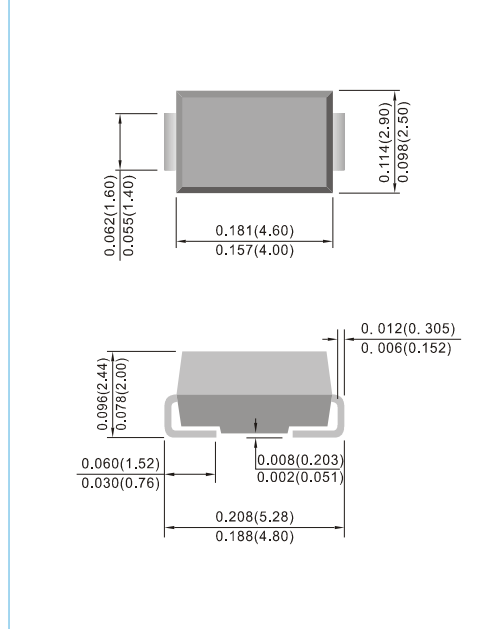
Unit : inch(mm)

#### FEATURES

- Plastic package has Underwriters Laboratory Flammability Classification 94V-O
- For surface mounted applications
- Low profile package
- Built-in strain relief
- Metal to silicon rectifier. majority carrier conduction
- Low power loss,high efficiency
- High surge capacity
- High current capacity, low  $V_F$
- For use in low voltage high frequency inverters, free wheeling, and polarity protection applications
- Lead free in compliance with EU RoHS 2.0
- Green molding compound as per IEC 61249 standard

#### MECHANICAL DATA

- Case: JEDEC DO-214AC molded plastic
- Terminals: Solder plated, solderable per MIL-STD-750, Method 2026
- Polarity: Color band denotes cathode end
- Standard packaging: 12mm tape (EIA-481)
- Weight: 0.0023 ounces, 0.0679 grams



### MAXIMUM RATINGS( $T_A=25^{\circ}\text{C}$ unless otherwise noted)

PARAMETER	SYMBOL	SS12L	SS13L	SS14L	SS14AL	SS16L	SS19L	UNIT
Maximum repetitive peak reverse voltage	$V_{RRM}$	20	30	40	45	60	90	V
Maximum rms voltage	$V_{RMS}$	14	21	28	31.5	42	64	V
Maximum dc blocking voltage	$V_R$	20	30	40	45	60	90	V
Maximum average forward rectified current	$I_{F(AV)}$	1						A
Peak forward surge current : 8.3ms single half sine-wave superimposed on rated load	$I_{FSM}$	30						A
Maximum thermal resistance	$R_{\theta JA}$ $R_{\theta JL}$	120 40						$^{\circ}\text{C/W}$
Operating junction temperature range	$T_J$	-55 to + 125						$^{\circ}\text{C}$
Storage temperature range	$T_{STG}$	-55 to + 150						$^{\circ}\text{C}$

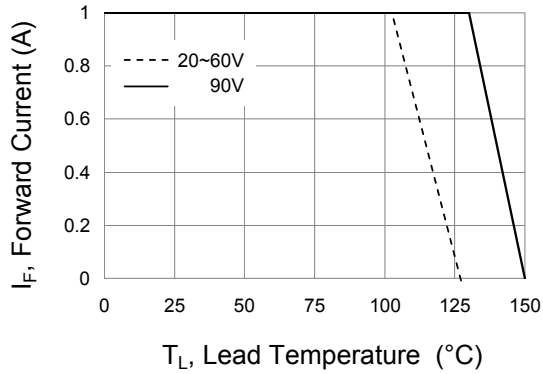
### ELECTRICAL CHARACTERISTICS( $T_A=25^{\circ}\text{C}$ unless otherwise noted)

PARAMETER	SYMBOL	TEST CONDITIONS	SS12L	SS13L	SS14L	SS14AL	SS16L	SS19L	UNIT
Maximum instantaneous forward voltage (Notes 1)	$V_F$	$I_F=1.0\text{A}$	0.42			0.45	0.50	0.68	V
Maximum reverse current at rated peak reverse voltage	$I_R$	-	200			100		80	$\mu\text{A}$

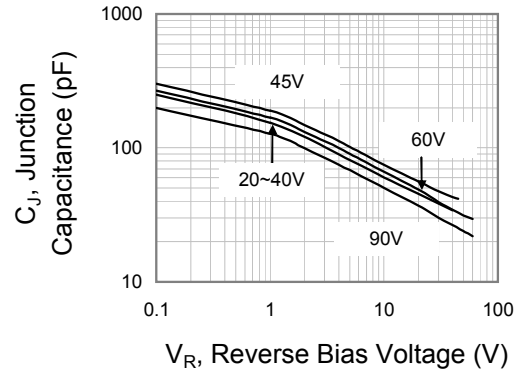
#### NOTES:

1. Pulse test : 300 $\mu\text{s}$  pulse width, 1% duty cycle.

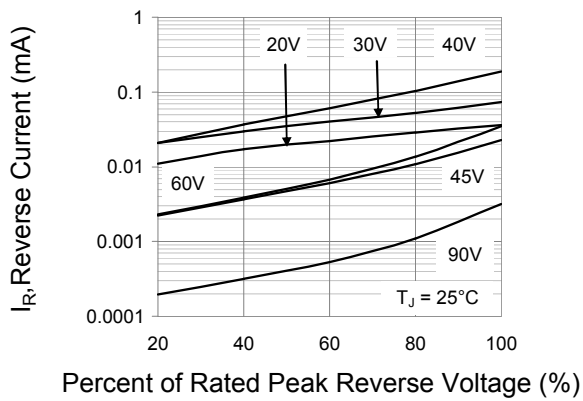
## SS12L SERIES



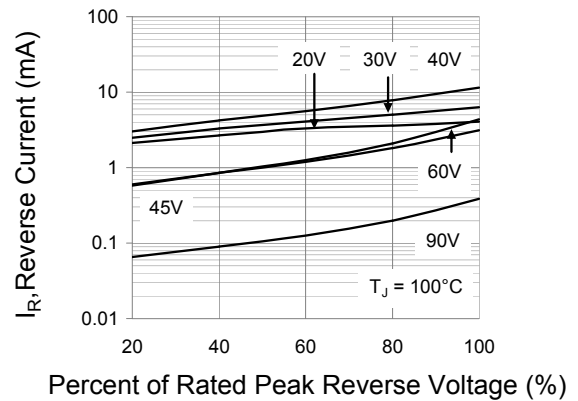
**Fig.1 Forward Current Derating Curve**



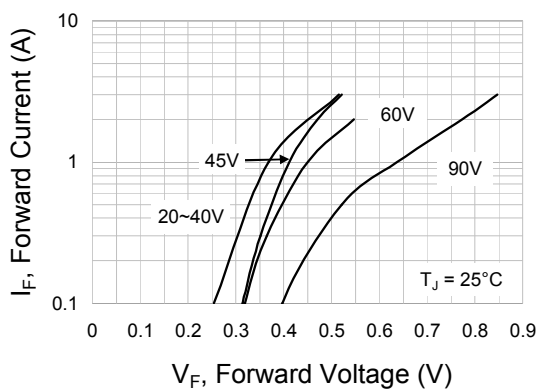
**Fig.2 Typical Junction Capacitance**



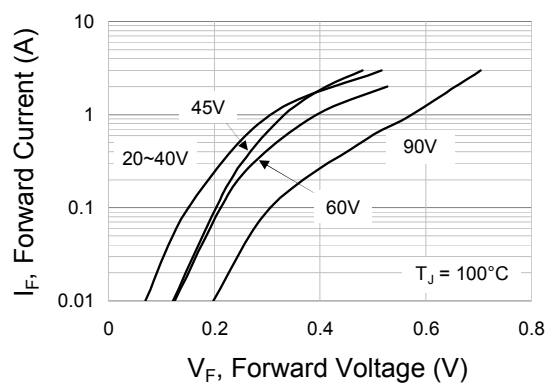
**Fig.3 Typical Reverse Characteristics**



**Fig.4 Typical Reverse Characteristics**



**Fig.5 Typical Forward Characteristics**

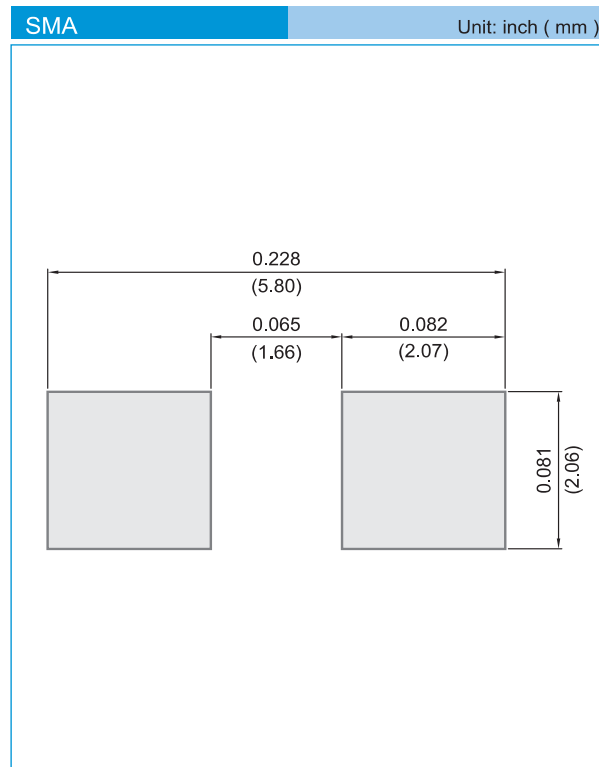


**Fig.6 Typical Forward Characteristics**



## SS12L SERIES

### MOUNTING PAD LAYOUT



### ORDER INFORMATION

- Packing information
  - T/R - 7.5K per 13" plastic Reel
  - T/R - 1.8Kper 7" plastic Reel

## SS12L SERIES

### Part No\_packing code\_Version

SS12L\_R1\_00001

SS12L\_R2\_00001

For example :

**RB500V-40\_R2\_00001**



Packing Code <b>XX</b>				Version Code <b>XXXXXX</b>		
Packing type	1 <sup>st</sup> Code	Packing size code	2 <sup>nd</sup> Code	HF or RoHS	1 <sup>st</sup> Code	2 <sup>nd</sup> ~5 <sup>th</sup> Code
Tape and Ammunition Box (T/B)	<b>A</b>	N/A	<b>0</b>	<b>HF</b>	<b>0</b>	serial number
Tape and Reel (T/R)	<b>R</b>	7"	<b>1</b>	<b>RoHS</b>	<b>1</b>	serial number
Bulk Packing (B/P)	<b>B</b>	13"	<b>2</b>			
Tube Packing (T/P)	<b>T</b>	26mm	<b>X</b>			
Tape and Reel (Right Oriented) (TRR)	<b>S</b>	52mm	<b>Y</b>			
Tape and Reel (Left Oriented) (TRL)	<b>L</b>	PANASERT T/B CATHODE UP (PBCU)	<b>U</b>			
FORMING	<b>F</b>	PANASERT T/B CATHODE DOWN (PBCD)	<b>D</b>			



## SS12L SERIES

---

### Disclaimer

- Reproducing and modifying information of the document is prohibited without permission from Panjit International Inc..
- Panjit International Inc. reserves the rights to make changes of the content herein the document anytime without notification. Please refer to our website for the latest document.
- Panjit International Inc. disclaims any and all liability arising out of the application or use of any product including damages incidentally and consequentially occurred.
- Panjit International Inc. does not assume any and all implied warranties, including warranties of fitness for particular purpose, non-infringement and merchantability.
- Applications shown on the herein document are examples of standard use and operation. Customers are responsible in comprehending the suitable use in particular applications. Panjit International Inc. makes no representation or warranty that such applications will be suitable for the specified use without further testing or modification.
- The products shown herein are not designed and authorized for equipments requiring high level of reliability or relating to human life and for any applications concerning life-saving or life-sustaining, such as medical instruments, transportation equipment, aerospace machinery et cetera. Customers using or selling these products for use in such applications do so at their own risk and agree to fully indemnify Panjit International Inc. for any damages resulting from such improper use or sale.
- Since Panjit uses lot number as the tracking base, please provide the lot number for tracking when complaining.

# Mouser Electronics

Authorized Distributor

Click to View Pricing, Inventory, Delivery & Lifecycle Information:

Panjit:

[SS13L\\_R1\\_00001](#) [SS13L\\_R2\\_00001](#)