

SK54BLF

LOW VF SCHOTTKY RECTIFIER

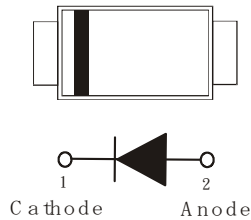
VOLTAGE 40 Volt **CURRENT** 5 Ampere

FEATURES

- Plastic package has Underwriters Laboratory Flammability Classification 94V-O utilizing Flame Retardant Epoxy Molding Compound
- Ultra Thin Profile Package for Space Constrained Utilization
- Package suitable for Automated Handling
- Lead free in compliance with EU RoHS 2011/65/EU directive
- Green molding compound as per IEC61249 Std. . (Halogen Free)

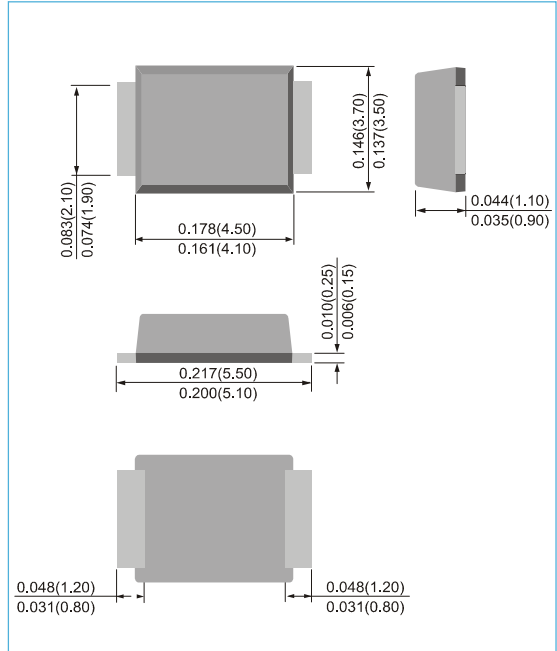
MECHANICAL DATA

- Case : SMBF, Plastic
- Terminals : Solderable per MIL-STD-750, Method 2026
- Polarity: Color band denotes cathode end
- Weight: 0.0018 ounces, 0.05 grams



SMBF

Unit : inch(mm)



MAXIMUM RATINGS (TA=25°C unless otherwise noted)

PARAMETER	SYMBOL	VALUE	UNITS
Recurrent Peak Reverse Voltage	V_{RRM}	40	V
RMS Voltage	V_{RMS}	28	V
DC Blocking Voltage	V_R	40	V
Average Forward Rectified Current	$I_{F(AV)}$	5	A
Peak Forward Surge Current:8.3ms single half sine-wave superimposed on rated load	I_{FSM}	100	A
Typical Thermal Resistance , Junction to Ambient (Note 2) Junction to Lead (Note 1)	$R_{\theta JA}$ $R_{\theta JL}$	135 19	°C/W
Typical Junction Capacitance at VR=4V, f=1MHz	C_J	430	pF
Operating Junction Temperature and Storage Temperature Range	T_J, T_{STG}	-55 to +150	°C

NOTES:

1. Mounted on FR-4 PCB, single-sided copper, with 100cm² copper pad area.
2. Mounted on FR-4 PCB single-sided copper, mini pad.



SK54BLF

ELECTRICAL CHARACTERISTICS (T_A=25°C unless otherwise noted)

PARAMETER	SYMBOL	TEST CONDITIONS	MIN.	TYP.	MAX.	UNIT
Break down voltage	V _{BR}	I _R =1mA T _A =25°C	40	-	-	V
Instantaneous forward voltage	V _F	I _F =1A T _A =25°C	-	0.35	-	V
		I _F =2.5A T _A =25°C	-	0.39	-	
		I _F =5A T _A =25°C	-	0.44	0.46	
		I _F =1A T _A =125°C	-	0.22	-	V
Reverse current	I _R	I _F =2.5A T _A =125°C	-	0.28	-	
		I _F =5A T _A =125°C	-	0.36	-	
		V _R =32V T _A =25°C	-	32	-	μA
		V _R =40V T _A =25°C	-	-	100	μA
		V _R =40V T _A =125°C	-	60	-	mA

SK54BLF

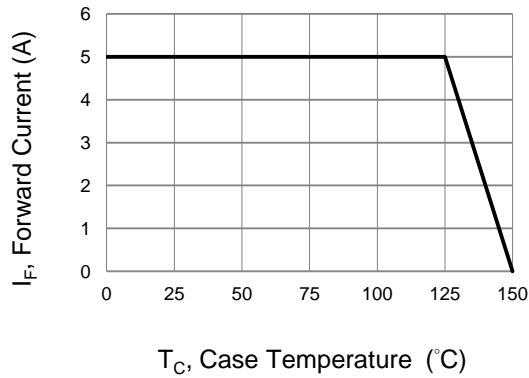


Fig.1 Forward Current Derating Curve

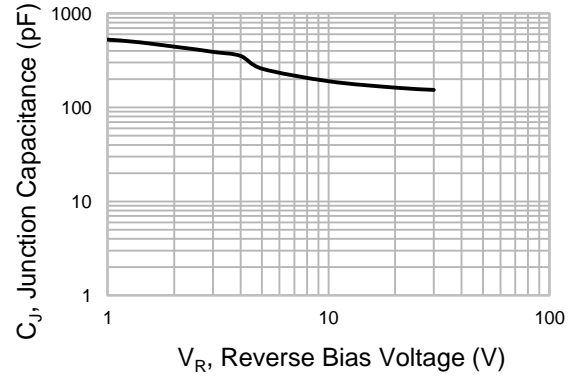


Fig.2 Typical Junction Capacitance

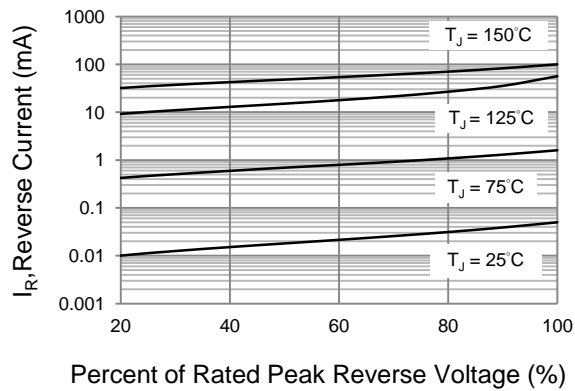


Fig.3 Typical Reverse Characteristics

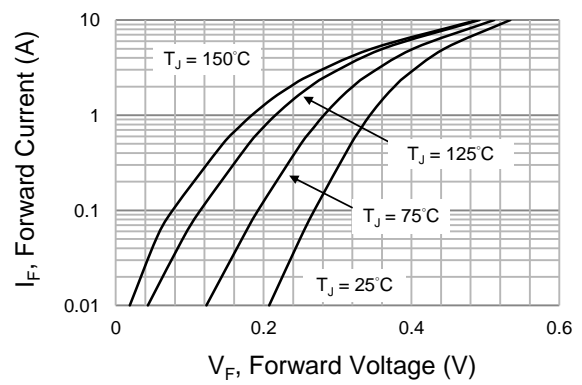


Fig.4 Typical Forward Characteristics

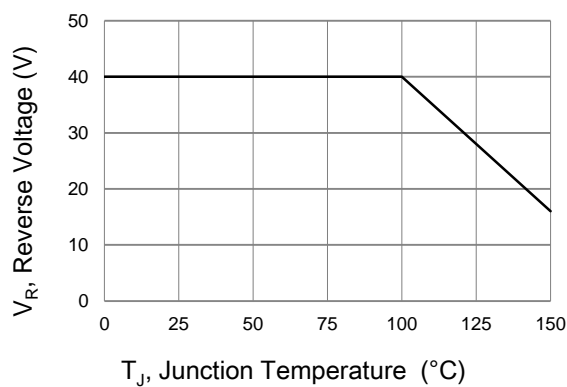


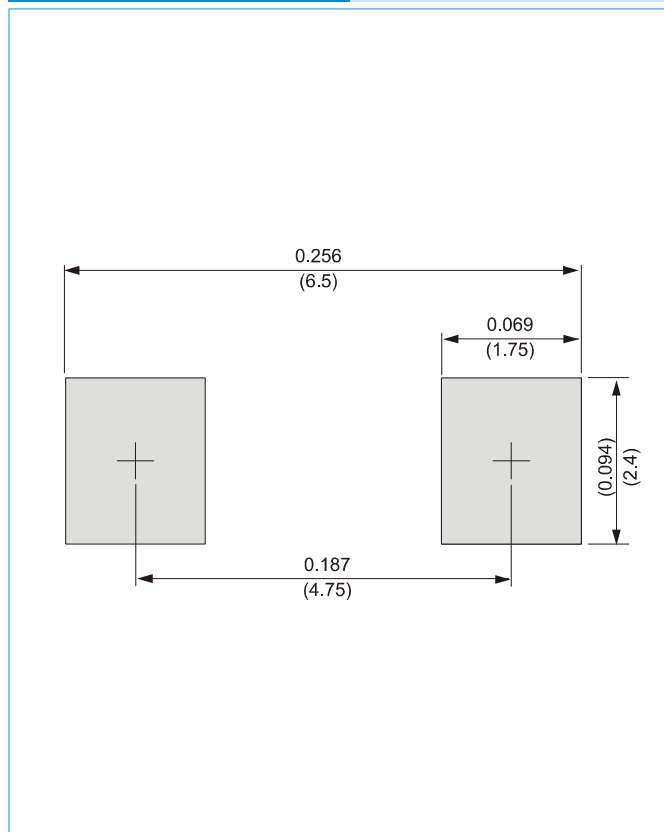
Fig.5 Operating Temperature Derating Curve

SK54BLF

MOUNTING PAD LAYOUT

SMBF

Unit:inch(mm)



ORDER INFORMATION

- Packing information
T/R - 5K per 13" plastic Reel

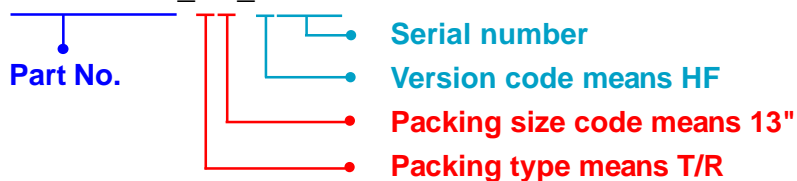
SK54BLF

Part No_packing code_Version

SK54BLF_R2_00001

For example :

RB500V-40_R2_00001



Packing Code XX				Version Code XXXXX		
Packing type	1 st Code	Packing size code	2 nd Code	HF or RoHS	1 st Code	2 nd ~5 th Code
Tape and Ammunition Box (T/B)	A	N/A	0	HF	0	serial number
Tape and Reel (T/R)	R	7"	1	RoHS	1	serial number
Bulk Packing (B/P)	B	13"	2			
Tube Packing (T/P)	T	26mm	X			
Tape and Reel (Right Oriented) (TRR)	S	52mm	Y			
Tape and Reel (Left Oriented) (TRL)	L	PANASERT T/B CATHODE UP (PBCU)	U			
FORMING	F	PANASERT T/B CATHODE DOWN (PBCD)	D			



SK54BLF

Disclaimer

- Reproducing and modifying information of the document is prohibited without permission from Panjit International Inc..
- Panjit International Inc. reserves the rights to make changes of the content herein the document anytime without notification. Please refer to our website for the latest document.
- Panjit International Inc. disclaims any and all liability arising out of the application or use of any product including damages incidentally and consequentially occurred.
- Panjit International Inc. does not assume any and all implied warranties, including warranties of fitness for particular purpose, non-infringement and merchantability.
- Applications shown on the herein document are examples of standard use and operation. Customers are responsible in comprehending the suitable use in particular applications. Panjit International Inc. makes no representation or warranty that such applications will be suitable for the specified use without further testing or modification.
- The products shown herein are not designed and authorized for equipments requiring high level of reliability or relating to human life and for any applications concerning life-saving or life-sustaining, such as medical instruments, transportation equipment, aerospace machinery et cetera. Customers using or selling these products for use in such applications do so at their own risk and agree to fully indemnify Panjit International Inc. for any damages resulting from such improper use or sale.
- Since Panjit uses lot number as the tracking base, please provide the lot number for tracking when complaining.

Mouser Electronics

Authorized Distributor

Click to View Pricing, Inventory, Delivery & Lifecycle Information:

Panjit:

[SK54BLF_R1_00001](#) [SK54BLF_R2_00001](#)