

SD320YS~SD360YS

SURFACE MOUNT SCHOTTKY BARRIER RECTIFIERS

Voltage

20~60 V

Current

3 A

TO-252

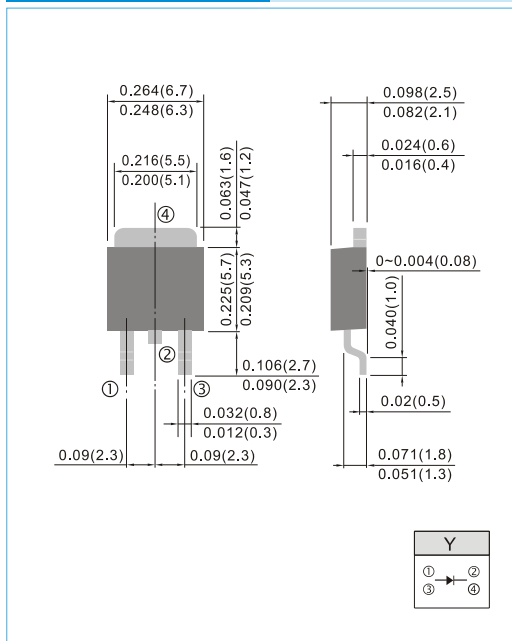
Unit : inch(mm)

Features

- Plastic package has Underwriters Laboratory Flammability Classification 94V-O.
- For surface mounted applications in order to optimize board space
- Low power loss, High efficiency
- High surge capacity
- For use in low voltage, high frequency inverters free wheeling, and polarity protection applications
- Lead free in compliance with EU RoHS 2011/65/EU directive.
- Green molding compound as per IEC61249 Std..(Halogen Free)

Mechanical Data

- Case: TO-252 Molded plastic
- Terminals: Solder plated, solderable per MIL-STD-750, Method 2026
- Polarity: As marking
- Approx. Weight: 0.0104 ounces, 0.297 grams
- Marking: Part number



Maximum Ratings ($T_A=25^{\circ}\text{C}$ unless otherwise noted)

PARAMETER		SYMBOL	SD320YS	SD330YS	SD340YS	SD350YS	SD360YS	UNIT
Maximum repetitive peak reverse voltage		V _{RRM}	20	30	40	50	60	V
Maximum rms voltage		V _{RMS}	14	21	28	35	42	V
Maximum dc blocking voltage		V _R	20	30	40	50	60	V
Maximum average forward rectified current		I _{F(AV)}	3					A
Peak forward surge current : 8.3ms single half sine-wave superimposed on rated load		I _{FSM}	75					A
Maximum forward voltage at 3A (Note 1)		V _F	0.5			0.64		V
Maximum dc reverse current	T _J =25 °C	I _R	0.2			0.1		mA
at rated dc blocking voltage	T _J =100 °C		20			20		
Typical thermal resistance (Note 2)		R _{θJC}	5					°C/W
Operating junction and storage temperature range		T _J , T _{STG}	-55 to +125		-55 to +150			°C

Note :

1. Pulse Test with $PW=300\mu\text{sec}$, 1% Duty Cycle
2. Mounted on P.C. Board with 8mm^2 (0.013mm thick) copper pad areas.

SD320YS~SD360YS

RATING AND CHARACTERISTIC CURVES

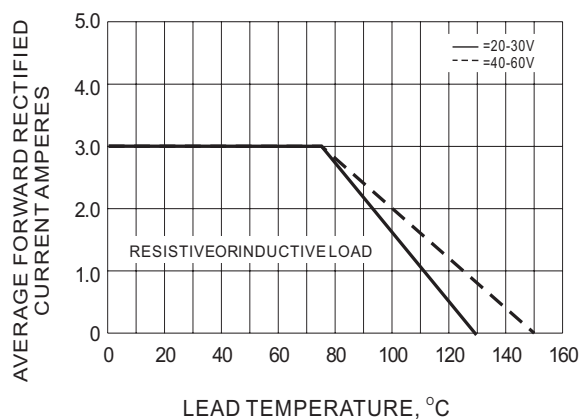


Fig.1- FORWARD CURRENT DERATING CURVE

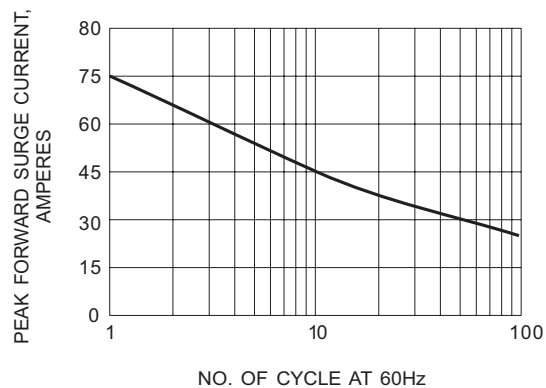


Fig.2- MAXIMUM NON - REPETITIVE SURGE CURRENT

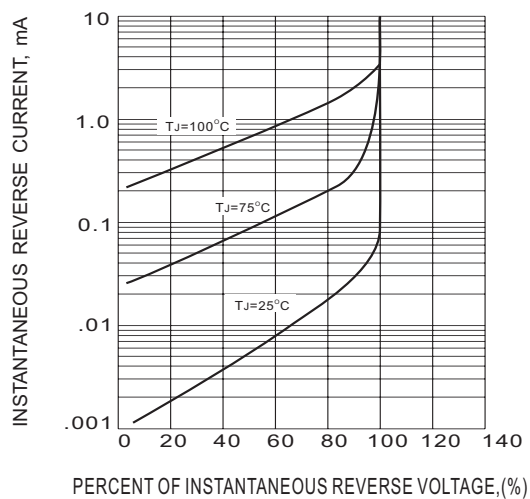


Fig.3- TYPICAL REVERSE CHARACTERISTICS

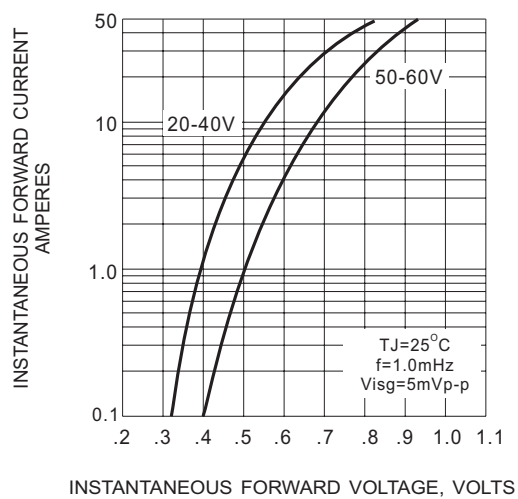
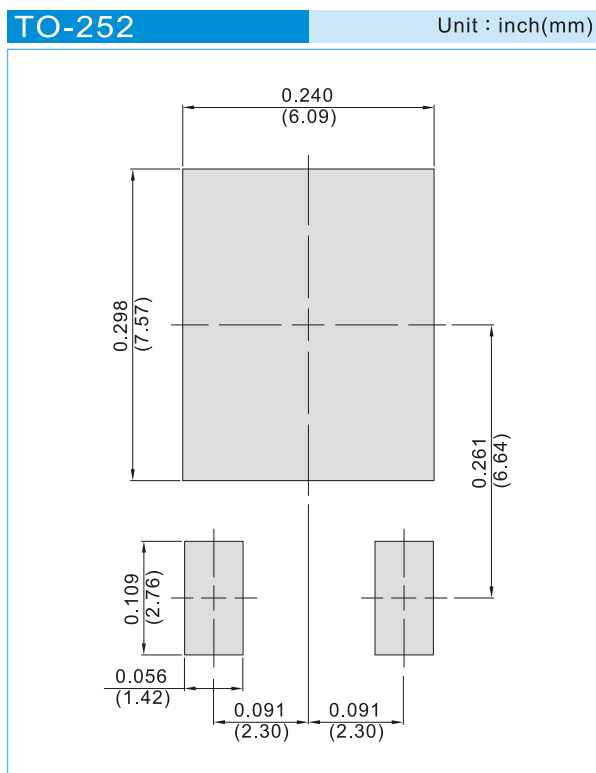


Fig.4- TYPICAL INSTANTANEOUS FORWARD CHARACTERISTICS

SD320YS~SD360YS

MOUNTING PAD LAYOUT



ORDER INFORMATION

- Packing information
T/R – 3K per 13" plastic Reel

SD320YS~SD360YS

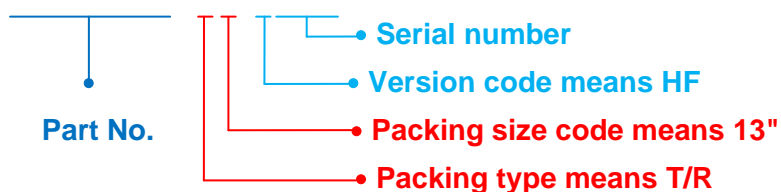
Part No_packing code_Version

SD320YS_L2_00001

SD320YS_S2_00001

For example :

RB500V-40_R2_00001



Packing Code XX				Version Code XXXXX		
Packing type	1 st Code	Packing size code	2 nd Code	HF or RoHS	1 st Code	2 nd ~5 th Code
Tape and Ammunition Box (T/B)	A	N/A	0	HF	0	serial number
Tape and Reel (T/R)	R	7"	1	RoHS	1	serial number
Bulk Packing (B/P)	B	13"	2			
Tube Packing (T/P)	T	26mm	X			
Tape and Reel (Right Oriented) (TRR)	S	52mm	Y			
Tape and Reel (Left Oriented) (TRL)	L	PANASERT T/B CATHODE UP (PBCU)	U			
FORMING	F	PANASERT T/B CATHODE DOWN (PBCD)	D			



SD320YS~SD360YS

Disclaimer

- Reproducing and modifying information of the document is prohibited without permission from Panjit International Inc..
- Panjit International Inc. reserves the rights to make changes of the content herein the document anytime without notification. Please refer to our website for the latest document.
- Panjit International Inc. disclaims any and all liability arising out of the application or use of any product including damages incidentally and consequentially occurred.
- Panjit International Inc. does not assume any and all implied warranties, including warranties of fitness for particular purpose, non-infringement and merchantability.
- Applications shown on the herein document are examples of standard use and operation. Customers are responsible in comprehending the suitable use in particular applications. Panjit International Inc. makes no representation or warranty that such applications will be suitable for the specified use without further testing or modification.
- The products shown herein are not designed and authorized for equipments requiring high level of reliability or relating to human life and for any applications concerning life-saving or life-sustaining, such as medical instruments, transportation equipment, aerospace machinery et cetera. Customers using or selling these products for use in such applications do so at their own risk and agree to fully indemnify Panjit International Inc. for any damages resulting from such improper use or sale.
- Since Panjit uses lot number as the tracking base, please provide the lot number for tracking when complaining.

Mouser Electronics

Authorized Distributor

Click to View Pricing, Inventory, Delivery & Lifecycle Information:

Panjit:

[SD340YS_L2_00001](#) [SD340YS_S2_00001](#)