



SD103AW-TA

DUAL SURFACE MOUNT SCHOTTKY BARRIER DIODES

VOLTAGE 40 Volt **CURRENT** 200 mA

FEATURES

- Low Forward Voltage Drop
- Common Anode Configuration
- Lead free in compliance with EU RoHS 2011/65/EU directive
- Green molding compound as per IEC61249 Std. . (Halogen Free)

MECHANICAL DATA

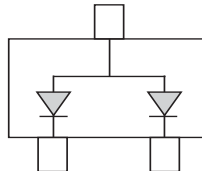
Case: SOT-23, Plastic

Terminals: Solderable per MIL-STD-750, Method 2026

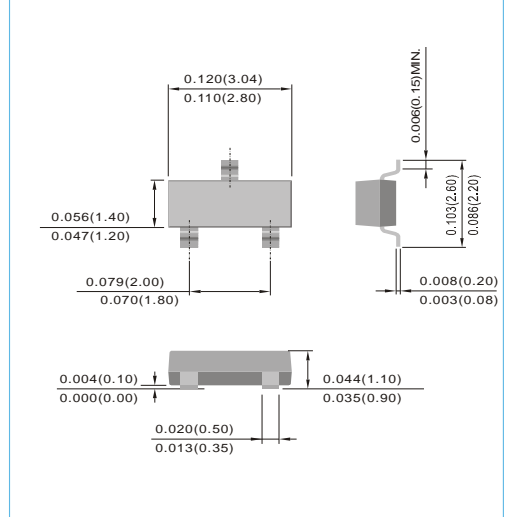
Approx. Weight: 0.0003 ounces, 0.0084 grams

Marking Code: S6A

COMMON ANODE



SOT-23 Unit : inch(mm)



MAXIMUM RATINGS @ TA=25°C unless otherwise specified

Characteristic	Symbol	Value	Units
Peak Repetitive Reverse Voltage	V_{RRM}	40	V
Working Peak Reverse Voltage	V_{RWM}		
DC Blocking Voltage	V_R		
RMS Reverse Voltage	$V_{R(RMS)}$	28	V
Forward Continuous Current, Per Element	I_{FM}	200	mA
Non-Repetitive Peak Forward Surge Current @ t=8.3ms	I_{FSM}	1	A
Junction Temperature Range	T_J	-55 to +125	°C
Storage Temperature Range	T_{STG}	-55 to +150	°C

THERMAL CHARACTERISTICS @ TA=25°C unless otherwise specified

Characteristic	Symbol	Value	Units
Power Dissipation (Note 1)	P_D	200	mW
Thermal Resistance, Junction to Ambient Air (Note 1)	$R_{\theta JA}$	500	°C/W

NOTE : 1.Mounted on FR4 PC Board with recommended pad

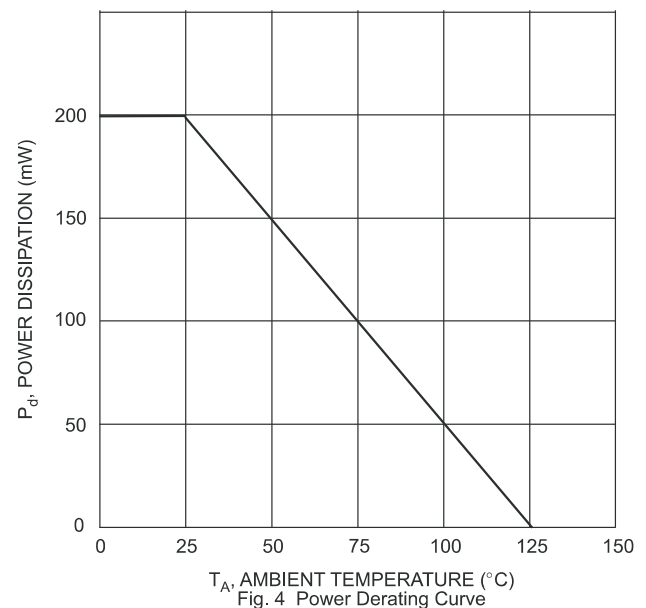
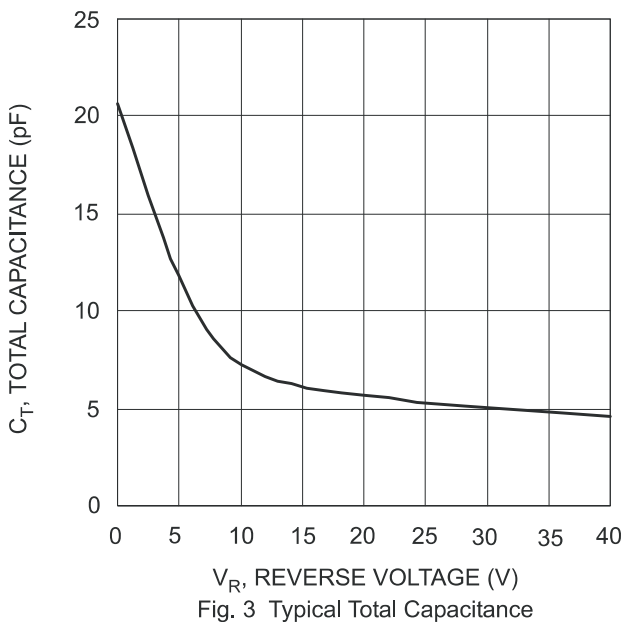
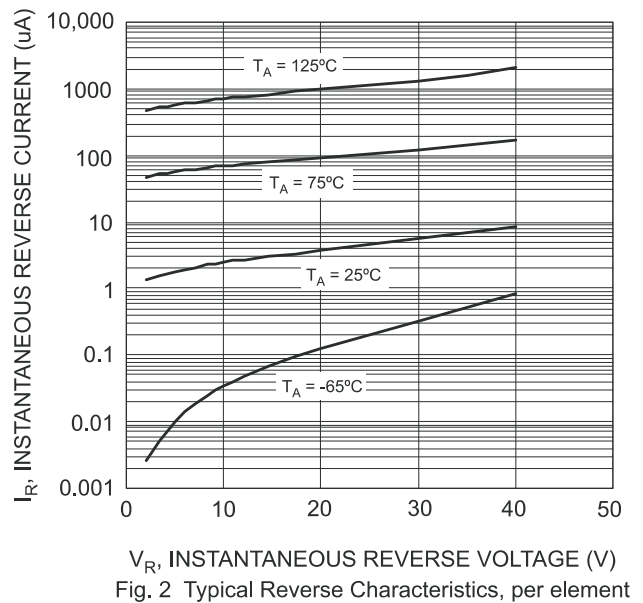
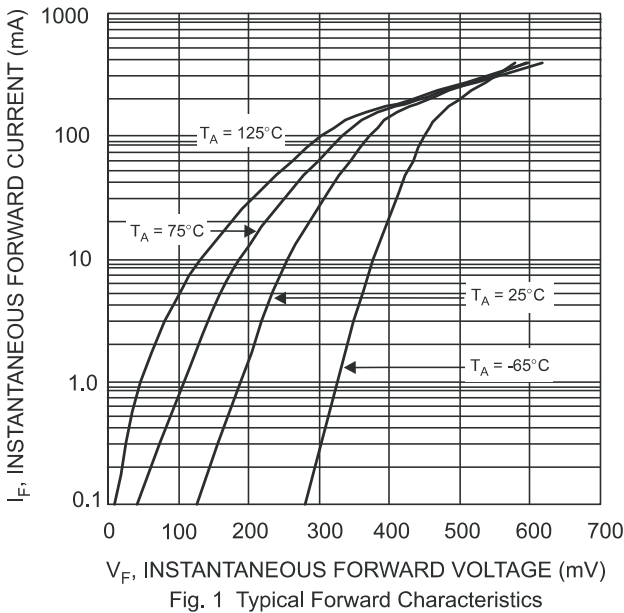


SD103AW-TA

ELECTRICAL CHARACTERISTICS @ $T_A=25^\circ\text{C}$ unless otherwise specified

Characteristic	Symbol	Test Condition	Min.	Typ.	Max.	Units
Reverse Breakdown Voltage (Note 2)	$V_{(BR)R}$	$I_R=500\mu\text{A}$	40	-	-	V
Forward Voltage (Note 2)	V_F	$I_F=10\text{mA}$	-	-	320	mV
		$I_F=100\text{mA}$	-	-	440	
		$I_F=200\text{mA}$	-	-	550	
Leakage Current (Note 2)	I_R	$V_R=30\text{V}$	-	-	15	μA
		$V_R=30\text{V}, T_J=100^\circ\text{C}$	-	-	3	mA
Total Capacitance	C_T	$V_R=0\text{V}, f=1.0\text{MHz}$	-	23	50	pF

- NOTE : 1.Mounted on FR4 PC Board with recommended pad
 2.Short duration test pulse used to minimize self-heating effect
 3.No purposefully added lead



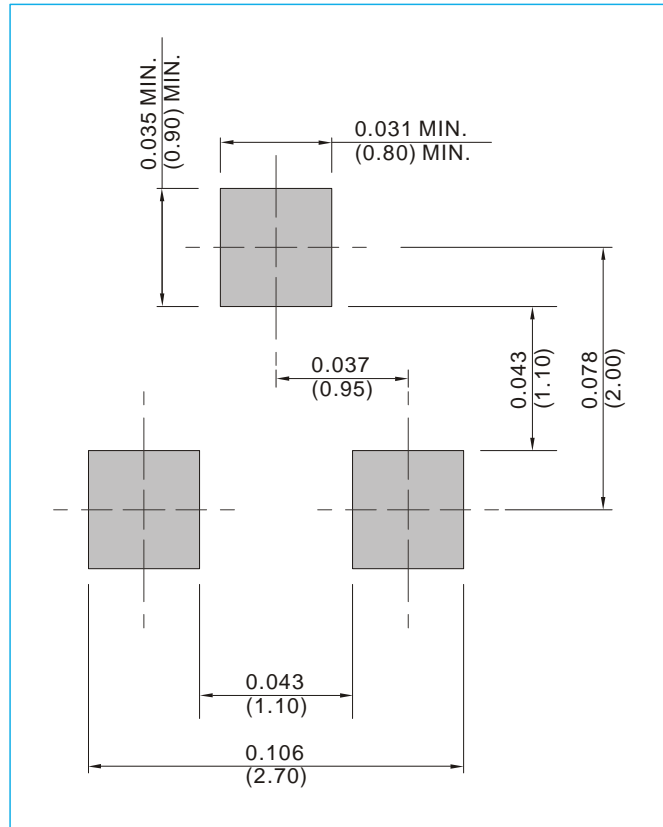


SD103AW-TA

MOUNTING PAD LAYOUT

SOT-23

Unit : inch(mm)



ORDER INFORMATION

- Packing information
 - T/R - 12K per 13" plastic Reel
 - T/R - 3K per 7" plastic Reel



SD103AW-TA

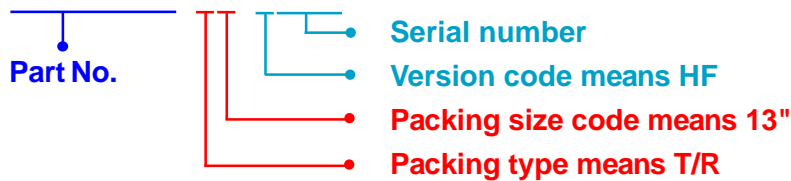
Part No_packing code_Version

SD103AW-TA_R1_00001

SD103AW-TA_R2_00001

For example :

RB500V-40_R2_00001



Packing Code XX				Version Code XXXXX		
Packing type	1 st Code	Packing size code	2 nd Code	HF or RoHS	1 st Code	2 nd -5 th Code
Tape and Ammunition Box (T/B)	A	N/A	0	HF	0	serial number
Tape and Reel (T/R)	R	7"	1	RoHS	1	serial number
Bulk Packing (B/P)	B	13"	2			
Tube Packing (T/P)	T	26mm	X			
Tape and Reel (Right Oriented) (TRR)	S	52mm	Y			
Tape and Reel (Left Oriented) (TRL)	L	PANASERT T/B CATHODE UP (PBCU)	U			
FORMING	F	PANASERT T/B CATHODE DOWN (PBCD)	D			



SD103AW-TA

Disclaimer

- Reproducing and modifying information of the document is prohibited without permission from Panjit International Inc..
- Panjit International Inc. reserves the rights to make changes of the content herein the document anytime without notification. Please refer to our website for the latest document.
- Panjit International Inc. disclaims any and all liability arising out of the application or use of any product including damages incidentally and consequentially occurred.
- Panjit International Inc. does not assume any and all implied warranties, including warranties of fitness for particular purpose, non-infringement and merchantability.
- Applications shown on the herein document are examples of standard use and operation. Customers are responsible in comprehending the suitable use in particular applications. Panjit International Inc. makes no representation or warranty that such applications will be suitable for the specified use without further testing or modification.
- The products shown herein are not designed and authorized for equipments requiring high level of reliability or relating to human life and for any applications concerning life-saving or life-sustaining, such as medical instruments, transportation equipment, aerospace machinery et cetera. Customers using or selling these products for use in such applications do so at their own risk and agree to fully indemnify Panjit International Inc. for any damages resulting from such improper use or sale.
- Since Panjit uses lot number as the tracking base, please provide the lot number for tracking when complaining.

Mouser Electronics

Authorized Distributor

Click to View Pricing, Inventory, Delivery & Lifecycle Information:

Panjit:

[SD103AW-TA_R1_00001](#) [SD103AW-TA_R1_10001](#) [SD103AW-TA_R2_00001](#) [SD103AW-TA_R2_10001](#)