

SB1020DC~SB1060DC

SCHOTTKY BARRIER RECTIFIERS

VOLTAGE 20 to 60 Volt **CURRENT** 10 Ampere

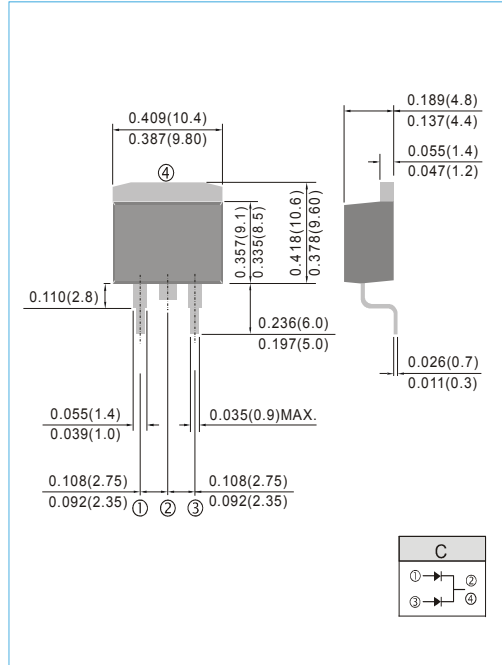
TO-263 / D²PAK Unit : inch(mm)

FEATURES

- Plastic package has Underwriters Laboratory Flammability Classification 94V-O. Flame Retardant Epoxy Molding Compound.
- Low power loss, high efficiency.
- Low forward voltage, high current capability
- High surge capacity.
- For use in low voltage, high frequency inverters free wheeling, and polarity protection applications.
- Lead free in compliance with EU RoHS 2.0
- Green molding compound as per IEC 61249 standard

MECHANICAL DATA

- Case: TO-263 Molded plastic
- Terminals: Solder plated, solderable per MIL-STD-750, Method 2026
- Polarity: As marked.
- Standard packaging: Any
- Weight: 0.049 ounces, 1.38 grams.



MAXIMUM RATINGS AND ELECTRICAL CHARACTERISTICS

Ratings at 25°C ambient temperature unless otherwise specified. Single phase, half wave, 60 Hz, resistive or inductive load.

For capacitive load, derate current by 20%

PARAMETER	SYMBOL	SB1020DC	SB1030DC	SB1040DC	SB1045DC	SB1050DC	SB1060DC	UNITS
Maximum Recurrent Peak Reverse Voltage	V_{RRM}	20	30	40	45	50	60	V
Maximum RMS Voltage	V_{RMS}	14	21	28	31.5	35	42	V
Maximum DC Blocking Voltage	V_{DC}	20	30	40	45	50	60	V
Maximum Average Forward Current $T_C=75^{\circ}C$	$I_{F(AV)}$	10						A
Peak Forward Surge Current :8.3ms single half sine-wave superimposed on rated load	I_{FSM}	150						A
Maximum Forward Voltage at 5A,	V_F	0.55				0.75		V
Maximum DC Reverse Current at Rated DC Blocking Voltage $T_J=25^{\circ}C$ $T_J=100^{\circ}C$	I_R	0.2 50			0.1 50			mA
Typical Thermal Resistance	$R_{\theta JC}$	3.0						$^{\circ}C / W$
Operating Junction Temperature Range	T_J	-55 to +125		-55 to +150				$^{\circ}C$
Storage Temperature Range	T_{STG}	-55 to +150						$^{\circ}C$

Note.

Both Bonding and Chip structure are available.

SB1020DC~SB1060DC

RATING AND CHARACTERISTIC CURVES

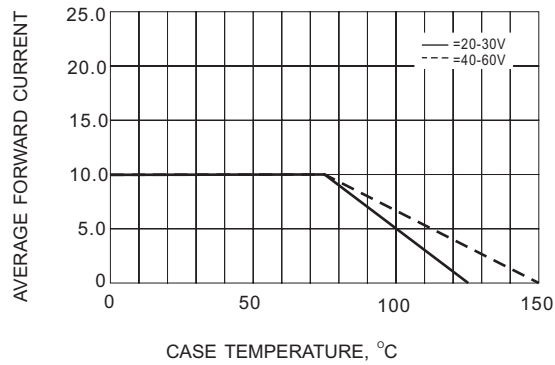


Fig.1 FORWARD CURRENT DERATING CURVE

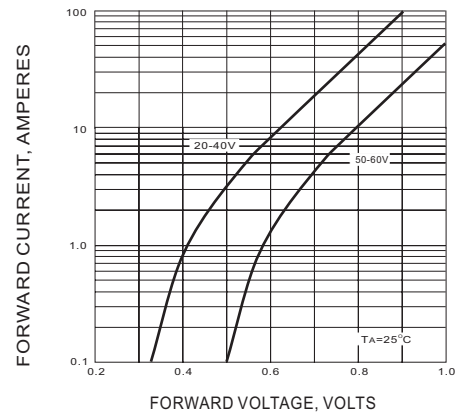


Fig.2 TYPICAL INSTANTANEOUS FORWARD CHARACTERISTIC

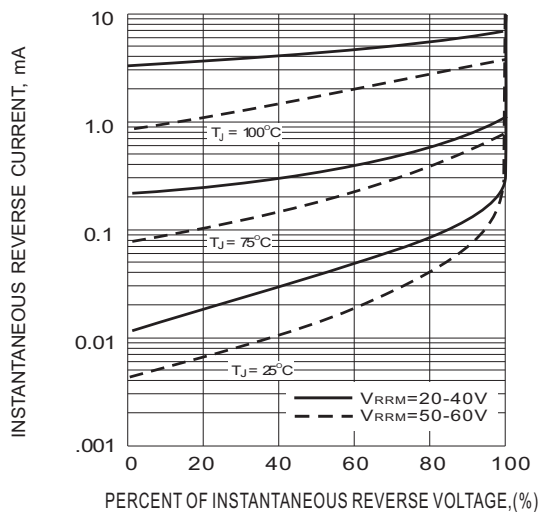


Fig.3 TYPICAL REVERSE CHARACTERISTIC

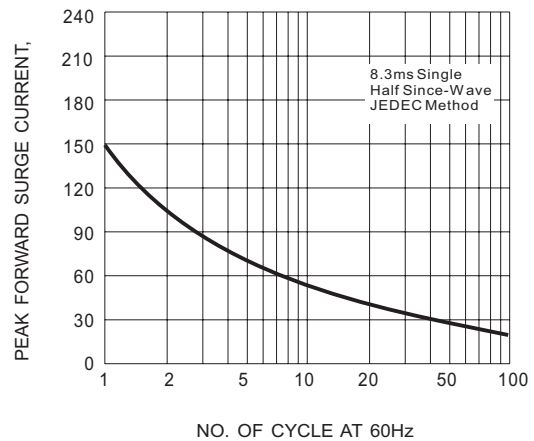


Fig.4 MAXIMUM NON - REPETITIVE SURGE CURRENT

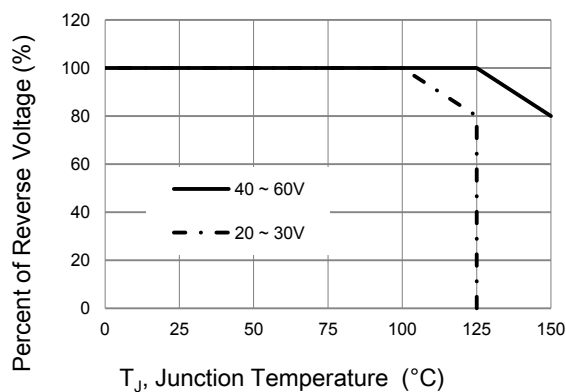


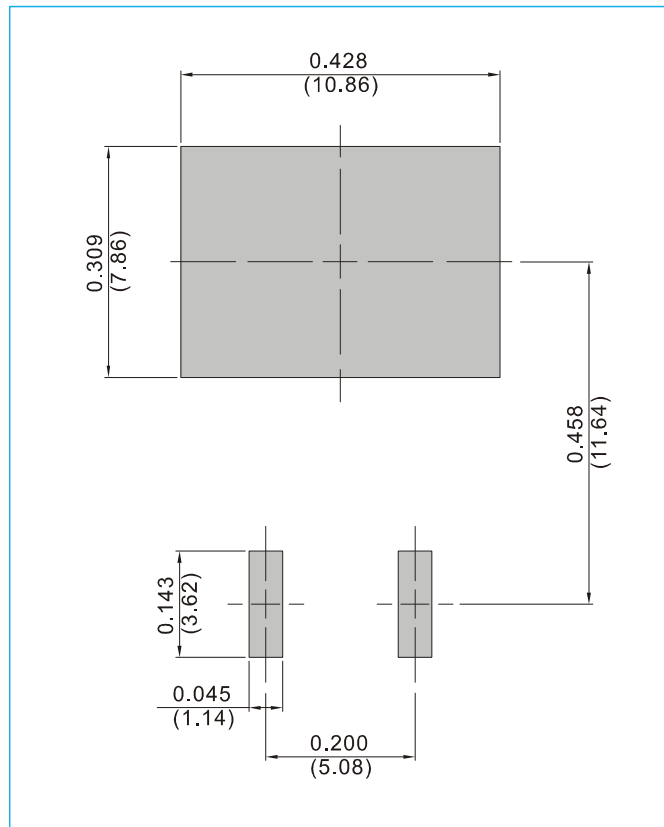
Fig.5 Operating Temperature Derating Curve

SB1020DC~SB1060DC

MOUNTING PAD LAYOUT

TO-263 / D²PAK

Unit : inch(mm)



ORDER INFORMATION

- Packing information
T/R - 0.8K per 13" plastic Reel

SB1020DC~SB1060DC

Part No_packing code_Version

SB1020DC_R2_00001

For example :

RB500V-40_R2_00001



Packing Code XX				Version Code XXXXX		
Packing type	1 st Code	Packing size code	2 nd Code	HF or RoHS	1 st Code	2 nd ~5 th Code
Tape and Ammunition Box (T/B)	A	N/A	0	HF	0	serial number
Tape and Reel (T/R)	R	7"	1	RoHS	1	serial number
Bulk Packing (B/P)	B	13"	2			
Tube Packing (T/P)	T	26mm	X			
Tape and Reel (Right Oriented) (TRR)	S	52mm	Y			
Tape and Reel (Left Oriented) (TRL)	L	PANASERT T/B CATHODE UP (PBCU)	U			
FORMING	F	PANASERT T/B CATHODE DOWN (PBCD)	D			



SB1020DC~SB1060DC

Disclaimer

- Reproducing and modifying information of the document is prohibited without permission from Panjit International Inc..
- Panjit International Inc. reserves the rights to make changes of the content herein the document anytime without notification. Please refer to our website for the latest document.
- Panjit International Inc. disclaims any and all liability arising out of the application or use of any product including damages incidentally and consequentially occurred.
- Panjit International Inc. does not assume any and all implied warranties, including warranties of fitness for particular purpose, non-infringement and merchantability.
- Applications shown on the herein document are examples of standard use and operation. Customers are responsible in comprehending the suitable use in particular applications. Panjit International Inc. makes no representation or warranty that such applications will be suitable for the specified use without further testing or modification.
- The products shown herein are not designed and authorized for equipments requiring high level of reliability or relating to human life and for any applications concerning life-saving or life-sustaining, such as medical instruments, transportation equipment, aerospace machinery et cetera. Customers using or selling these products for use in such applications do so at their own risk and agree to fully indemnify Panjit International Inc. for any damages resulting from such improper use or sale.
- Since Panjit uses lot number as the tracking base, please provide the lot number for tracking when complaining.

Mouser Electronics

Authorized Distributor

Click to View Pricing, Inventory, Delivery & Lifecycle Information:

Panjit:

[SB1040DC_R2_00001](#)