

S5JB ~ S5MB Series

Surface General Purpose Rectifier

Voltage 600~1000 V **Current** 5 A

Features

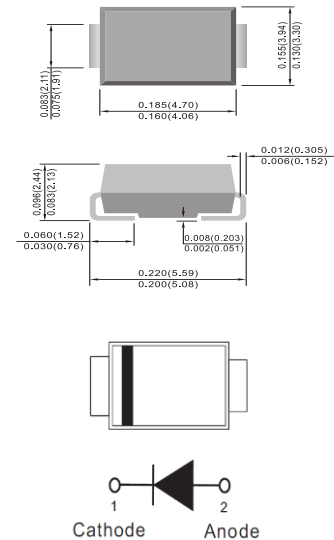
- Plastic package has Underwriters Laboratory Flammability Classification 94V-O
- For surface mounted applications in order to optimize board space
- Easy pick and place
- Glass passivated junction
- Lead free in compliance with EU RoHS 2.0
- Green molding compound as per IEC 61249 standard

Mechanical Data

- Case : SMB package
- Terminals : Solderable per MIL-STD-750, Method 2026
- Approx. Weight : 0.092 grams

SMB

Unit: inch(mm)



Maximum Ratings And Electrical Characteristics ($T_A=25^{\circ}\text{C}$ unless otherwise noted)

PARAMETER		SYMBOL	S5JB	S5KB	S5MB	UNIT
Maximum repetitive peak reverse voltage		V _{RRM}	600	800	1000	V
Maximum RMS voltage		V _{RMS}	420	560	700	V
Maximum DC blocking voltage		V _R	600	800	1000	V
Maximum average forward rectified current		I _{F(AV)}	5			A
Peak forward surge current : 8.3ms single half sine-wave superimposed on rated load		I _{FSM}	200			A
Maximum forward voltage at 5A		V _F	1.15			V
Maximum dc reverse current at rated dc blocking voltage		I _R	10			μA
Typical junction capacitance Measured at 1MHz and applied V _R =4V		C _J	35			pF
Typical thermal resistance	(Note 1)	R _{θJA}	135			°C/W
	(Note 2)	R _{θJC}	11			
	(Note 2)	R _{θJL}	14			
Operating junction temperature range		T _J	-55 to +150			°C
Storage temperature range		T _{STG}	-55 to +150			°C

Note : 1. Mounted on a FR4 PCB, single-sided copper, mini pad.

2. Mounted on a FR4 PCB, single-sided copper, with 100cm² copper pad area.

S5JB ~ S5MB Series

TYPICAL CHARACTERISTIC CURVES

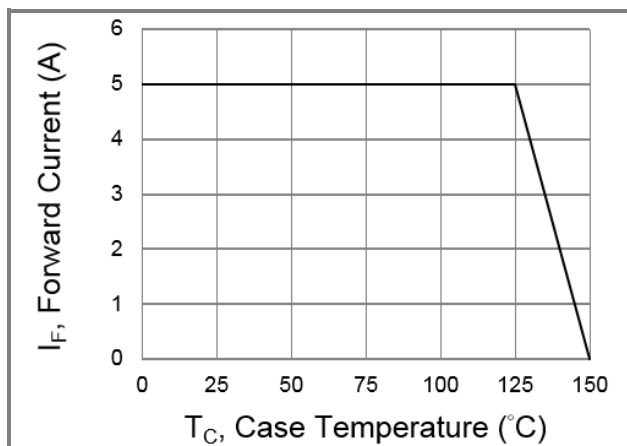


Fig.1 Forward Current Derating Curve

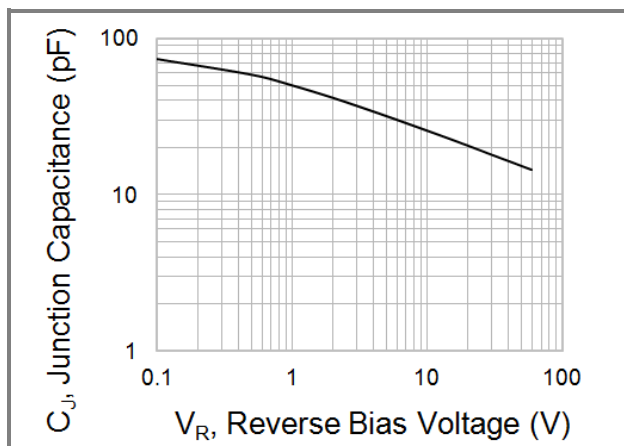


Fig.2 Typical Junction Capacitance

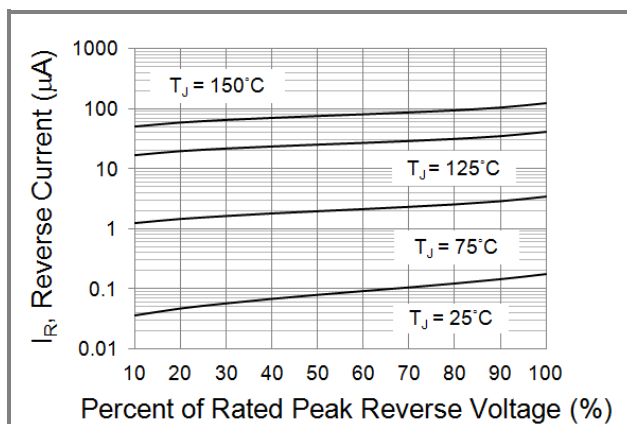


Fig.3 Typical Reverse Characteristics

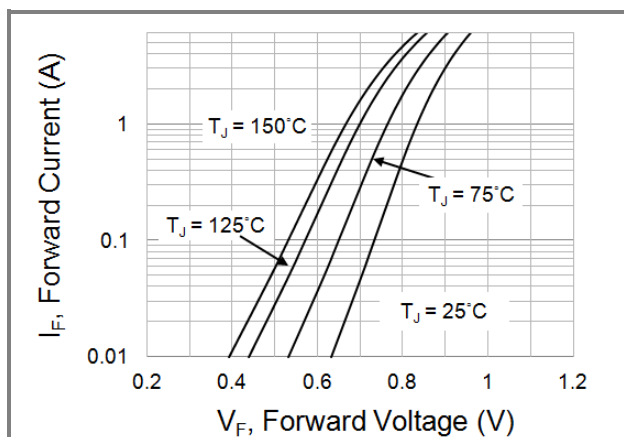


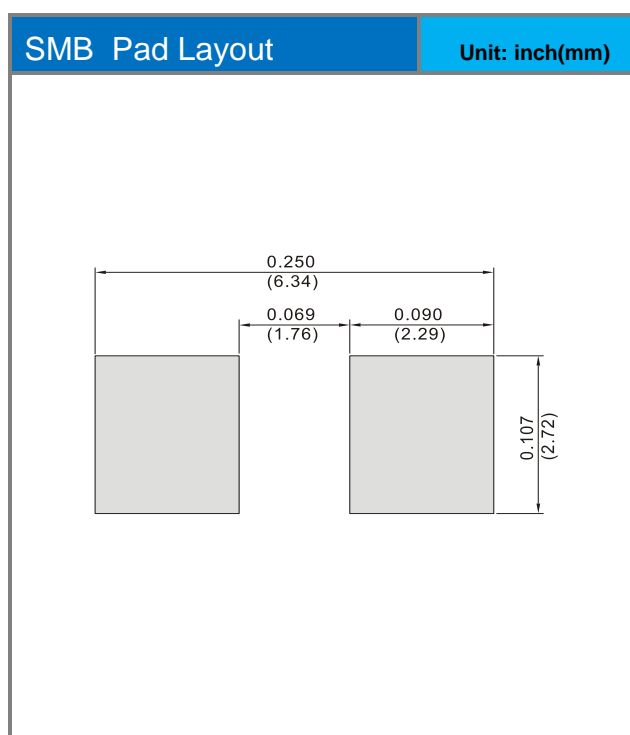
Fig.4 Typical Forward Characteristics

S5JB ~ S5MB Series

Product and Packing Information

Part No.	Package Type	Packing Type	Marking
S5JB	SMB	0.8K pcs / 7" reel	S5JB
S5JB	SMB	3K pcs / 13" reel	S5JB
S5KB	SMB	0.8K pcs / 7" reel	S5KB
S5KB	SMB	3K pcs / 13" reel	S5KB
S5MB	SMB	0.8K pcs / 7" reel	S5MB
S5MB	SMB	3K pcs / 13" reel	S5MB

Mounting Pad Layout



S5JB ~ S5MB Series

Disclaimer

- Reproducing and modifying information of the document is prohibited without permission from Panjit International Inc..
- Panjit International Inc. reserves the rights to make changes of the content herein the document anytime without notification. Please refer to our website for the latest document.
- Panjit International Inc. disclaims any and all liability arising out of the application or use of any product including damages incidentally and consequentially occurred.
- Panjit International Inc. does not assume any and all implied warranties, including warranties of fitness for particular purpose, non-infringement and merchantability.
- Applications shown on the herein document are examples of standard use and operation. Customers are responsible in comprehending the suitable use in particular applications. Panjit International Inc. makes no representation or warranty that such applications will be suitable for the specified use without further testing or modification.
- The products shown herein are not designed and authorized for equipments requiring high level of reliability or relating to human life and for any applications concerning life-saving or life-sustaining, such as medical instruments, transportation equipment, aerospace machinery et cetera. Customers using or selling these products for use in such applications do so at their own risk and agree to fully indemnify Panjit International Inc. for any damages resulting from such improper use or sale.
- Since Panjit uses lot number as the tracking base, please provide the lot number for tracking when complaining.

Mouser Electronics

Authorized Distributor

Click to View Pricing, Inventory, Delivery & Lifecycle Information:

[Panjit:](#)

[S5JB_R1_00601](#) [S5MB_R1_00601](#) [S5KB_R1_00601](#)