

S3DA SERIES

SURFACE GENERAL PURPOSE RECTIFIER

Voltage **200~1000 V** **Current** **3 A**

Features

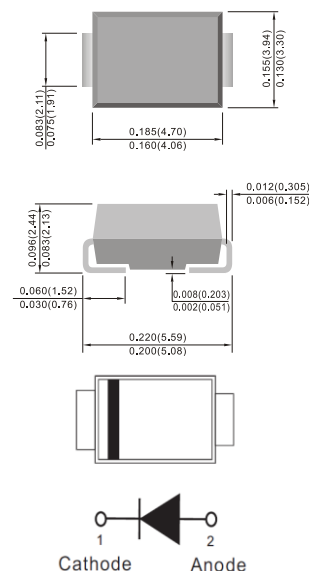
- Plastic package has Underwriters Laboratory Flammability Classification 94V-O
- For surface mounted applications in order to optimize board space
- Easy pick and place
- Glass passivated junction
- Lead free in compliance with EU RoHS 2.0
- Green molding compound as per IEC 61249 standard

Mechanical Data

- Case: SMB package
- Terminals: solder plated, solderable per MIL-STD-750, Method 2026
- Weight: 0.0032 ounces, 0.092 grams

SMB

Unit: inch(mm)



Maximum Ratings And Electrical Characteristics ($T_A=25^{\circ}\text{C}$ unless otherwise noted)

PARAMETER		SYMBOL	S3DA	S3GA	S3JA	S3KA	S3MA	UNIT
Maximum repetitive peak reverse voltage		V _{RRM}	200	400	600	800	1000	V
Maximum rms voltage		V _{RMS}	140	280	420	560	700	V
Maximum dc blocking voltage		V _R	200	400	600	800	1000	V
Maximum average forward rectified current		I _{F(AV)}	3					A
Peak forward surge current : 8.3ms single half sine-wave superimposed on rated load		I _{FSM}	200					A
Maximum forward voltage at 3A		V _F	1.1					V
Maximum dc reverse current at rated dc blocking voltage		I _R	1					μA
Typical junction capacitance Measured at 1MHz and applied V _R =4V		C _J	35					pF
Typical thermal resistance	(Note 1)	R _{θJA}	135					°C/W
	(Note 2)	R _{θJC}	11					
	(Note 2)	R _{θJL}	14					
Operating junction temperature range		T _J	-55 to +150					°C
Storage temperature range		T _{STG}	-55 to +150					°C

Note : 1. Mounted on a FR4 PCB, single-sided copper, mini pad.

2. Mounted on a FR4 PCB, single-sided copper, with 100cm² copper pad area

S3DA SERIES

TYPICAL CHARACTERISTIC CURVES

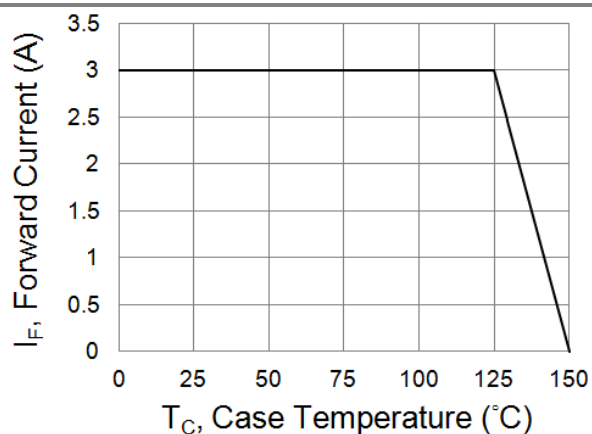


Fig.1 Forward Current Derating Curve

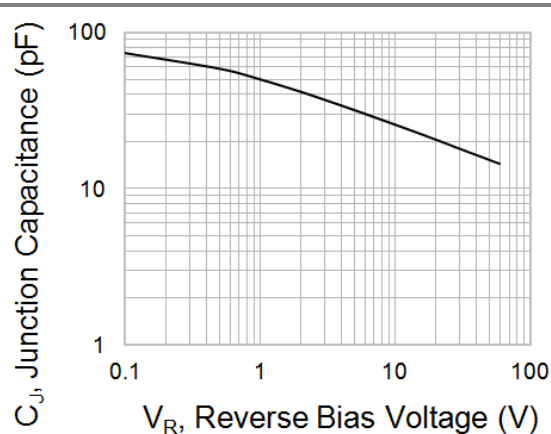


Fig.2 Typical Junction Capacitance

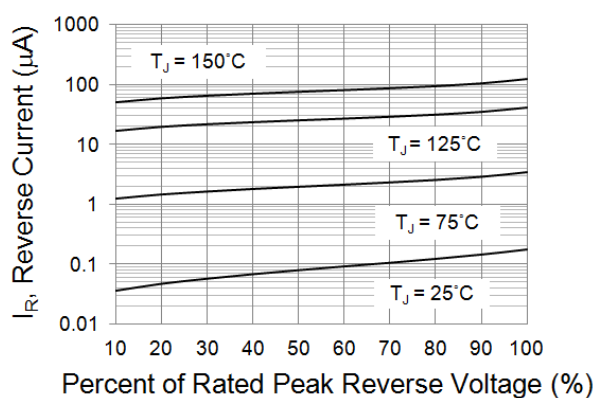


Fig.3 Typical Reverse Characteristics

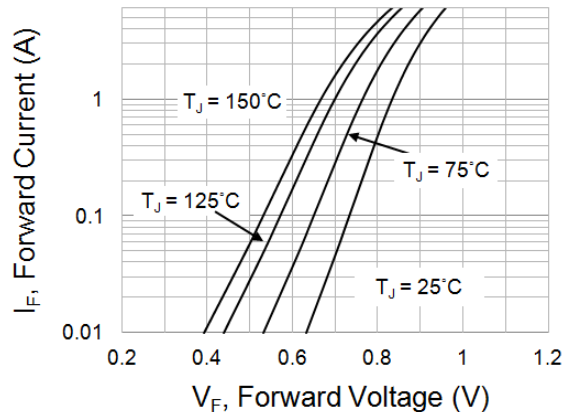


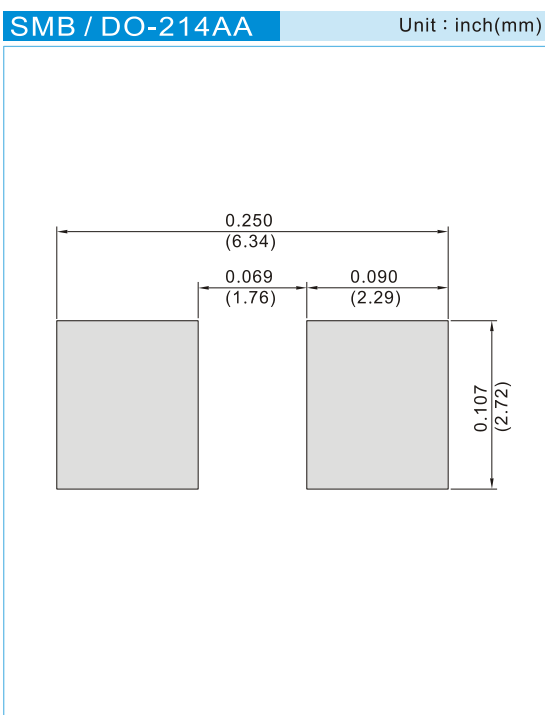
Fig.4 Typical Forward Characteristics

S3DA SERIES

Part No Packing Code Version

Part No Packing Code	Package Type	Packing Type	Marking	Version
S3DA_R1_00001	SMB	0.8K pcs / 7" reel	S3DA	Halogen free
S3DA_R2_00001	SMB	3K pcs / 13" reel	S3DA	Halogen free
S3GA_R1_00001	SMB	0.8K pcs / 7" reel	S3GA	Halogen free
S3GA_R2_00001	SMB	3K pcs / 13" reel	S3GA	Halogen free
S3JA_R1_00001	SMB	0.8K pcs / 7" reel	S3JA	Halogen free
S3JA_R2_00001	SMB	3K pcs / 13" reel	S3JA	Halogen free
S3KA_R1_00001	SMB	0.8K pcs / 7" reel	S3KA	Halogen free
S3KA_R2_00001	SMB	3K pcs / 13" reel	S3KA	Halogen free
S3MA_R1_00001	SMB	0.8K pcs / 7" reel	S3MA	Halogen free
S3MA_R2_00001	SMB	3K pcs / 13" reel	S3MA	Halogen free

Mounting Pad Layout





S3DA SERIES

Disclaimer

- Reproducing and modifying information of the document is prohibited without permission from Panjit International Inc..
- Panjit International Inc. reserves the rights to make changes of the content herein the document anytime without notification. Please refer to our website for the latest document.
- Panjit International Inc. disclaims any and all liability arising out of the application or use of any product including damages incidentally and consequentially occurred.
- Panjit International Inc. does not assume any and all implied warranties, including warranties of fitness for particular purpose, non-infringement and merchantability.
- Applications shown on the herein document are examples of standard use and operation. Customers are responsible in comprehending the suitable use in particular applications. Panjit International Inc. makes no representation or warranty that such applications will be suitable for the specified use without further testing or modification.
- The products shown herein are not designed and authorized for equipments requiring high level of reliability or relating to human life and for any applications concerning life-saving or life-sustaining, such as medical instruments, transportation equipment, aerospace machinery et cetera. Customers using or selling these products for use in such applications do so at their own risk and agree to fully indemnify Panjit International Inc. for any damages resulting from such improper use or sale.
- Since Panjit uses lot number as the tracking base, please provide the lot number for tracking when complaining.

Mouser Electronics

Authorized Distributor

Click to View Pricing, Inventory, Delivery & Lifecycle Information:

Panjit:

[S3MA_R1_00001](#) [S3MA_R2_00001](#)