

PJGBLC03~PJGBLC24C SERIES

ULTRA LOW CAPACITANCE TVS ARRAY

VOLTAGE 3.3~24 Volt **POWER** 350 Watt

SOD-323

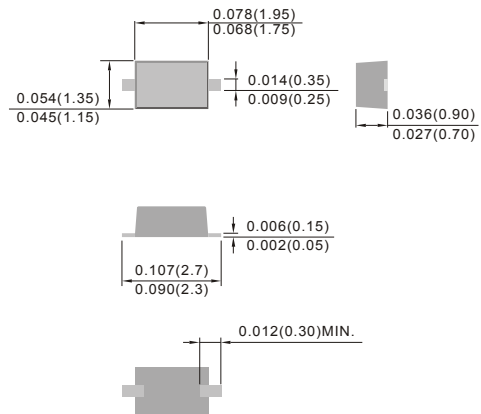
Unit : inch(mm)

FEATURES

- IEC 61000-4-2 ESD $\pm 30\text{kV}$ air, $\pm 30\text{kV}$ Contact
- IEC61000-4-4(EFT): 40A(5/50nS)
- Unidirectional & Bidirectional Configurations
- Replacement for MLV (0805)
- Protects One Power or I/O Port
- Low Clamping Voltage
- Ultra Low Capacitance : 3pF Maximum
- Lead free in compliance with EU RoHS 2.0
- Green molding compound as per IEC 61249 standard

MECHANICAL DATA

- Case: SOD-323,Molded plastic over passivated junction
- Terminals: Solderable per MIL-STD-750, Method 2026
- Approx. Weight: 0.0001 ounces, 0.0041 grams



MAXIMUM RATINGS (@25°C unless otherwise specified)

PARAMETER	SYMBOL	VALUE	UNITS
Peak Pulse Power ($t_P=8/20\mu\text{s}$)-See Figure 1	P_{PP}	350	W
Operating and Storage Temperature Range	T_J, T_{STG}	-55 to +150	°C

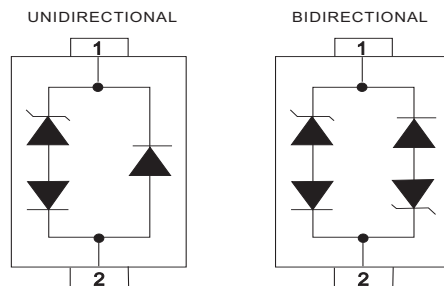
PJGBLC03~PJGBLC24C SERIES

ELECTRICAL CHARACTERISTICS PER LINE (@25°C unless otherwise specified)

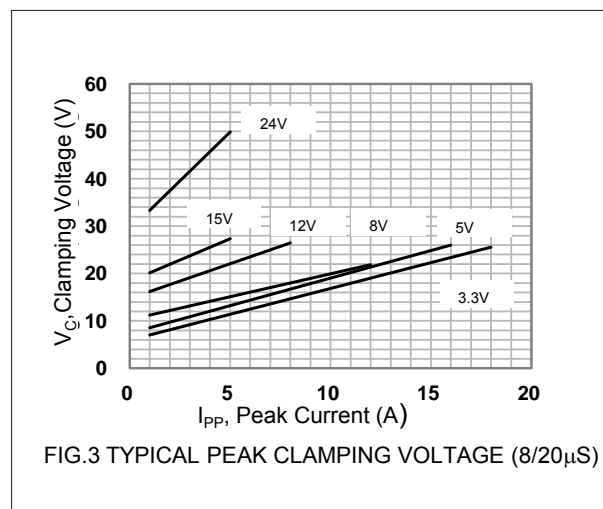
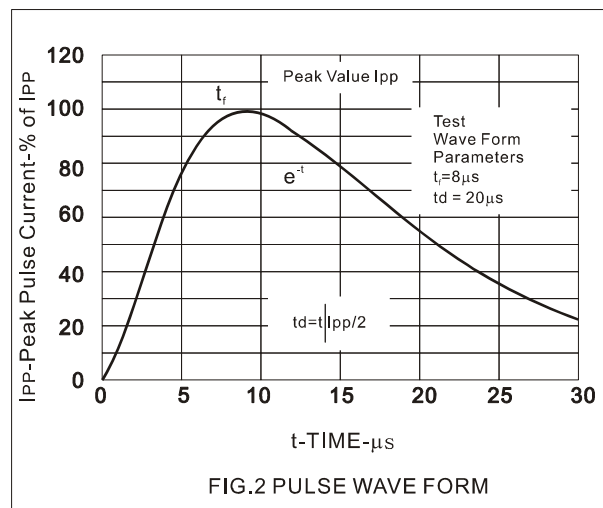
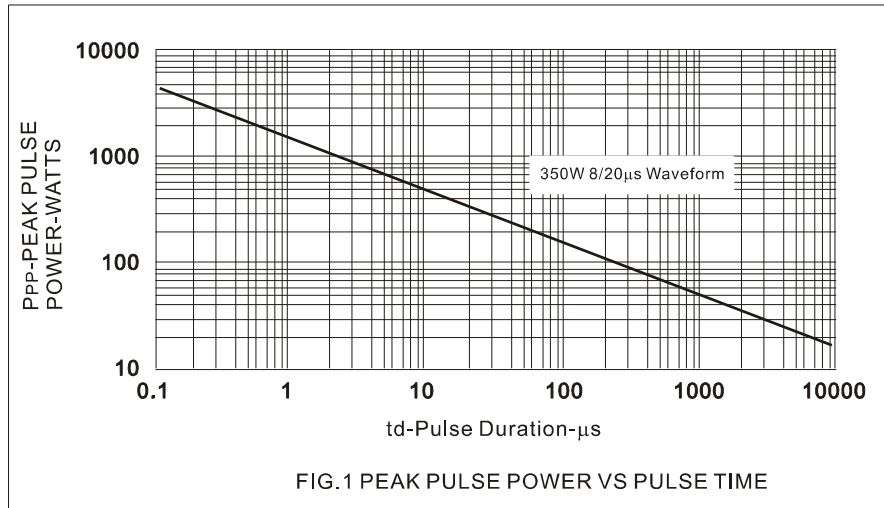
Part Number (See Notes1-2)	Peak Power Dissipation @8/20μs PPPM	Rated-Stand- Off Voltage	Reverse Breakdown Voltage			Maximum Clamping Voltage (See Fig.2) @8/20μs P _{PPM}		Leakage Current	Off-State Capacitance, 1MHz Zero dc Bias	Marking Code
									0V@1MHz	
		V _{RWM}	V _{BR} @ I _T			V _C @I _{PP}		I _R @ V _{RWM}	C _O	
		Max.	Min.	Max.	I _T		Max.	Max.		
	W	V	V	V	mA	V	A	μA	pF	
PJGBLC03	350	3.3	4.75	5.25	1	7.5	1	20	3	AA
PJGBLC03C	350	3.3	4.75	5.25	1	7.5	1	20	3	AQ
PJGBLC05	350	5.0	7.03	7.77	1	9.8	1	5	3	AB
PJGBLC05C	350	5.0	7.03	7.77	1	9.8	1	5	3	AL
PJGBLC08	350	8.0	8.93	9.87	1	13.4	1		3	AC
PJGBLC08C	350	8.0	8.93	9.87	1	13.4	1	1	3	AR
PJGBLC12	350	12	13.97	15.44	1	19	1	1	3	AJ
PJGBLC12C	350	12	13.97	15.44	1	19	1	1	3	AM
PJGBLC15	350	15	17.39	19.22	1	24	1	1	3	AS
PJGBLC15C	350	15	17.39	19.22	1	24	1	1	3	AN
PJGBLC24	350	24	27.27	30.14	1	43	1	1	3	AT
PJGBLC24C	350	24	27.27	30.14	1	43	1	1	3	AP

NOTES:

- 1.Part numbers with an additional "C" suffix are bidirectional devices,i.e.,PJGBLC03 C
- 2.Unidirectional Only : Positive potential is applied from pin 2 to 1

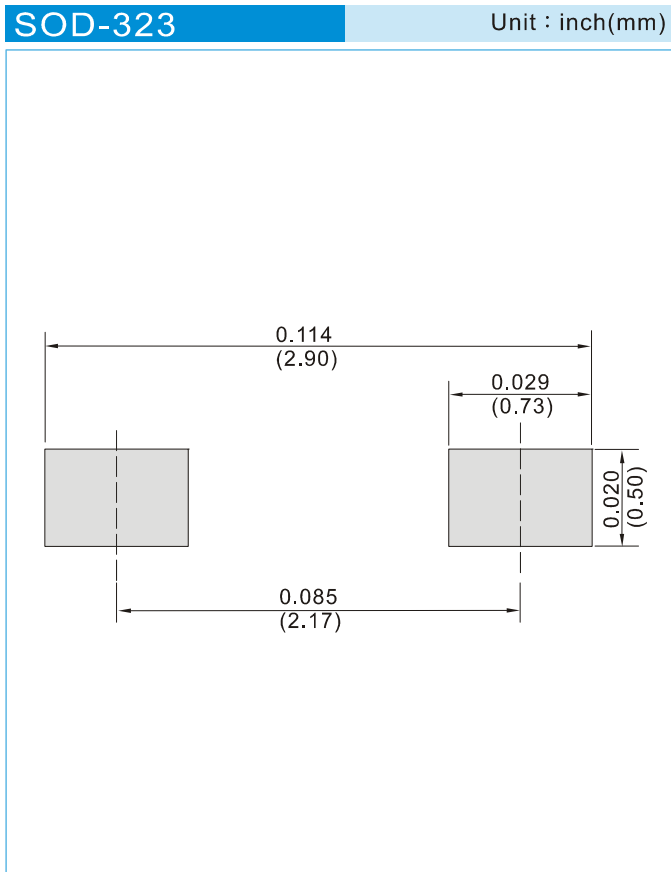


PJGBLC03~PJGBLC24C SERIES



PJGBLC03~PJGBLC24C SERIES

MOUNTING PAD LAYOUT



ORDER INFORMATION

- Packing information
 - T/R - 12K per 13" plastic Reel
 - T/R - 5K per 7" plastic Reel



PJGBLC03~PJGBLC24C SERIES

Part No_packing code_Version

PJGBLC03_R1_00001

PJGBLC03_R2_00001

For example :

RB500V-40_R2_00001



Packing Code XX				Version Code XXXXX		
Packing type	1 st Code	Packing size code	2 nd Code	HF or RoHS	1 st Code	2 nd ~5 th Code
Tape and Ammunition Box (T/B)	A	N/A	0	HF	0	serial number
Tape and Reel (T/R)	R	7"	1	RoHS	1	serial number
Bulk Packing (B/P)	B	13"	2			
Tube Packing (T/P)	T	26mm	X			
Tape and Reel (Right Oriented) (TRR)	S	52mm	Y			
Tape and Reel (Left Oriented) (TRL)	L	PANASERT T/B CATHODE UP (PBCU)	U			
FORMING	F	PANASERT T/B CATHODE DOWN (PBCD)	D			



PJGBLC03~PJGBLC24C SERIES

Disclaimer

- Reproducing and modifying information of the document is prohibited without permission from Panjit International Inc..
- Panjit International Inc. reserves the rights to make changes of the content herein the document anytime without notification. Please refer to our website for the latest document.
- Panjit International Inc. disclaims any and all liability arising out of the application or use of any product including damages incidentally and consequentially occurred.
- Panjit International Inc. does not assume any and all implied warranties, including warranties of fitness for particular purpose, non-infringement and merchantability.
- Applications shown on the herein document are examples of standard use and operation. Customers are responsible in comprehending the suitable use in particular applications. Panjit International Inc. makes no representation or warranty that such applications will be suitable for the specified use without further testing or modification.
- The products shown herein are not designed and authorized for equipments requiring high level of reliability or relating to human life and for any applications concerning life-saving or life-sustaining, such as medical instruments, transportation equipment, aerospace machinery et cetera. Customers using or selling these products for use in such applications do so at their own risk and agree to fully indemnify Panjit International Inc. for any damages resulting from such improper use or sale.
- Since Panjit uses lot number as the tracking base, please provide the lot number for tracking when complaining.

Mouser Electronics

Authorized Distributor

Click to View Pricing, Inventory, Delivery & Lifecycle Information:

Panjit:

[PJGBLC08C_R1_00001](#) [PJGBLC08C_R1_10001](#) [PJGBLC08C_R2_00001](#) [PJGBLC08C_R2_10001](#)