



PJE28VM2TS

ESD Protection

V_{RWM}

28 V

Features

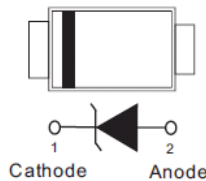
- ESD protection of one line
- IEC61000-4-2(ESD): ± 20 kV Air, ± 15 kV Contact Compliance
- IEC61000-4-4(EFT): 40A(5/50nS)
- IEC61000-4-5(Lightning): 3A(8/20 μ S)
- Low leakage current, maximum of 0.5 μ A at rated voltage
- Lead free in compliance with EU RoHS 2011/65/EU directive.
- Green molding compound as per IEC61249 Std.
(Halogen Free)

Mechanical Data

- Case: SOD-523, Plastic
- Terminals: Solderable per MIL-STD-750, Method 2026
- Approx. Weight: 0.00005 ounces, 0.0014 grams
- Marking: VM

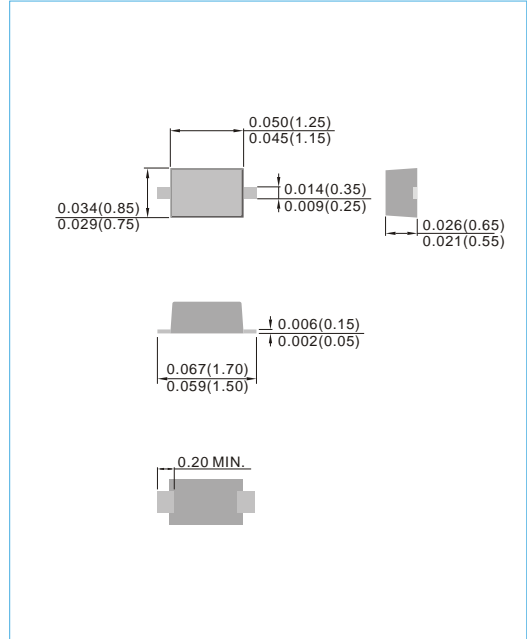
Applications

- LED Backlight
- Mobile Phones and accessories
- Desktops, Servers and Notebook
- Hand held portable
- Computer Interfaces Protection
- Serial and Parallel Ports Protection
- Control Signal Lines Protection



SOD-523

Unit : inch(mm)



Maximum Ratings ($T_A=25^{\circ}\text{C}$ unless otherwise noted)

PARAMETER	SYMBOL	LIMIT	UNITS
Peak Pulse Power Dissipation($t_p=8/20\mu\text{S}$)	P_{PP}	165	W
ESD IEC61000-4-2(Air)	V_{ESD}	± 20	kV
ESD IEC61000-4-2(Contact)		± 15	
Operating Junction Temperature Range	T_J	-55 to +125	$^{\circ}\text{C}$
Storage Temperature Range	T_{STG}	-55 to +150	$^{\circ}\text{C}$



PJE28VM2TS

Electrical Characteristics ($T_A=25^{\circ}\text{C}$ unless otherwise noted)

PARAMETER	SYMBOL	TEST CONDITION	MIN.	TYP.	MAX.	UNITS
Reverse Stand-Off Voltage ^(NOTE1)	V_{RWM}	-	-	-	28	V
Reverse Breakdown Voltage	V_{BR}	$I_{BR}=1\text{mA}$	29	-	35	V
Reverse leakage current	I_R	$V_R=28\text{V}$	-	-	0.5	μA
Clamping Voltage	V_{CL}	$I_{PP}=1\text{A}, t_p=8/20\mu\text{s}$	-	38	45	V
		$I_{PP}=3\text{A}, t_p=8/20\mu\text{s}$	-	48	55	
Dynamic Resistance ^(NOTE2)	R_D	$t_p=8/20\mu\text{s}$	-	5	-	Ω
Off State Junction Capacitance	C_J	0Vdc Bias $f=1\text{MHz}$	-	-	25	pF

NOTE :

- 1.A transient suppressor is selected according to the working peak reverse voltage(V_{RWM}), which should be equal to or greater than the DC or continuous peak operation voltage level.
- 2.Dynamic resistance calculated form $I_{PP}=1\text{A}$ to $I_{PP}=3\text{A}$.



PJE28VM2TS

TYPICAL CHARACTERISTIC CURVES

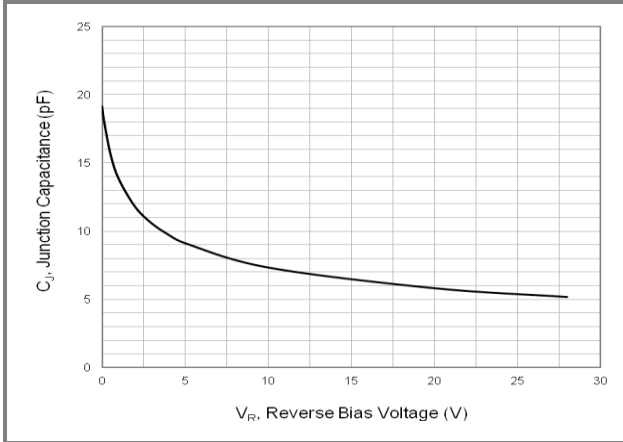


Fig.1 Typical Junction Capacitance

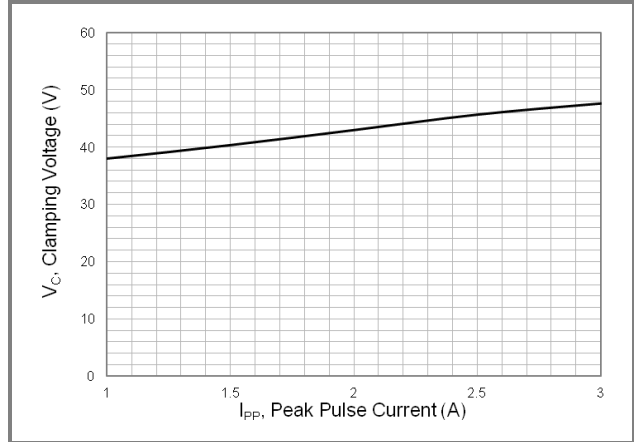


Fig.2 Typical Peak Clamping Voltage(8/20 μ s)

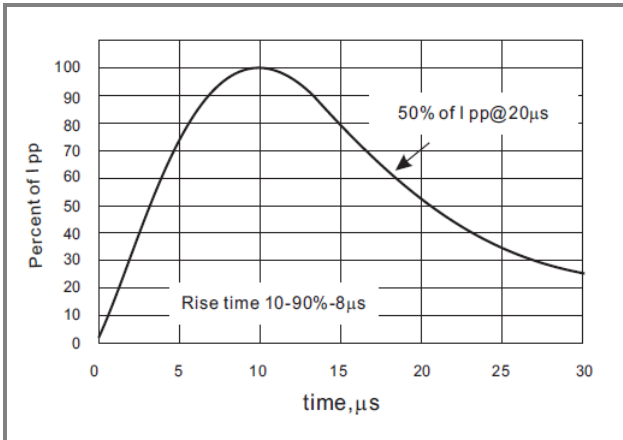


Fig.3 8/20 μ s Pulse Waveform

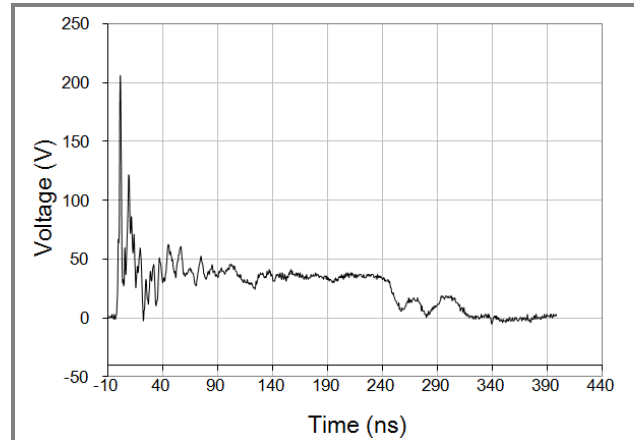
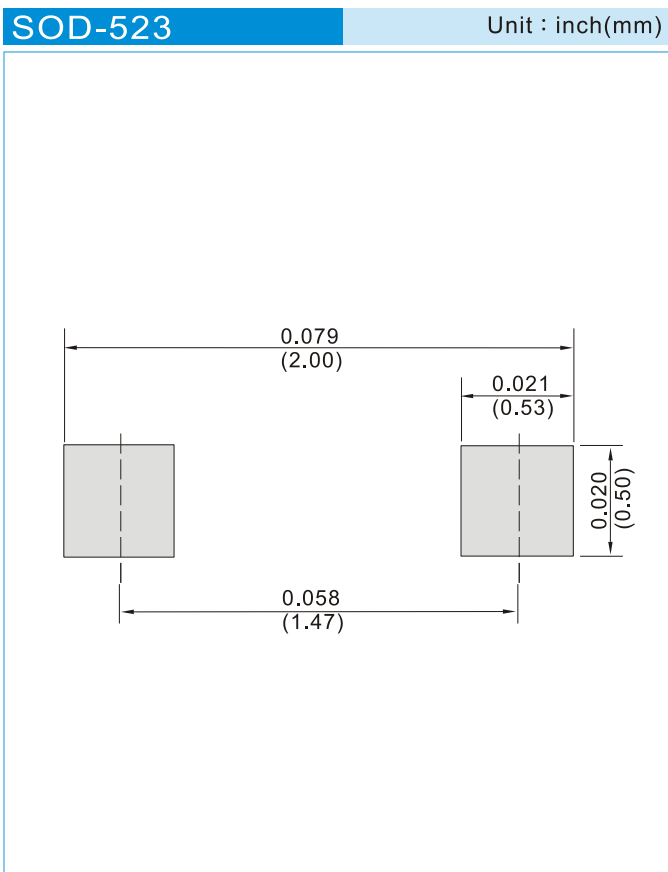


Fig.4 ESD Clamping (+8kV Contact per IEC61000-4-2)



PJE28VM2TS

MOUNTING PAD LAYOUT



ORDER INFORMATION

- Packing information
T/R – 12K per 13" plastic Reel
T/R – 5K per 7" plastic Reel



PJE28VM2TS

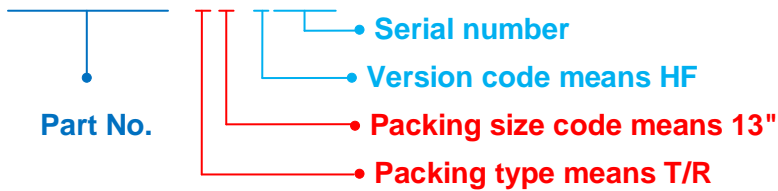
Part No_packing code_Version

PJE28VM2TS_R1_00001

PJE28VM2TS_R2_00001

For example :

RB500V-40_R2_00001



Packing Code XX				Version Code XXXXX		
Packing type	1 st Code	Packing size code	2 nd Code	HF or RoHS	1 st Code	2 nd ~5 th Code
Tape and Ammunition Box (T/B)	A	N/A	0	HF	0	serial number
Tape and Reel (T/R)	R	7"	1	RoHS	1	serial number
Bulk Packing (B/P)	B	13"	2			
Tube Packing (T/P)	T	26mm	X			
Tape and Reel (Right Oriented) (TRR)	S	52mm	Y			
Tape and Reel (Left Oriented) (TRL)	L	PANASERT T/B CATHODE UP (PBCU)	U			
FORMING	F	PANASERT T/B CATHODE DOWN (PBCD)	D			



PJE28VM2TS

Disclaimer

- Reproducing and modifying information of the document is prohibited without permission from Panjit International Inc..
- Panjit International Inc. reserves the rights to make changes of the content herein the document anytime without notification. Please refer to our website for the latest document.
- Panjit International Inc. disclaims any and all liability arising out of the application or use of any product including damages incidentally and consequentially occurred.
- Panjit International Inc. does not assume any and all implied warranties, including warranties of fitness for particular purpose, non-infringement and merchantability.
- Applications shown on the herein document are examples of standard use and operation. Customers are responsible in comprehending the suitable use in particular applications. Panjit International Inc. makes no representation or warranty that such applications will be suitable for the specified use without further testing or modification.
- The products shown herein are not designed and authorized for equipments requiring high level of reliability or relating to human life and for any applications concerning life-saving or life-sustaining, such as medical instruments, transportation equipment, aerospace machinery et cetera. Customers using or selling these products for use in such applications do so at their own risk and agree to fully indemnify Panjit International Inc. for any damages resulting from such improper use or sale.
- Since Panjit uses lot number as the tracking base, please provide the lot number for tracking when complaining.

Mouser Electronics

Authorized Distributor

Click to View Pricing, Inventory, Delivery & Lifecycle Information:

[Panjit:](#)

[PJE28VM2TS_R1_00001](#) [PJE28VM2TS_R2_00001](#)