

# MUR1060 / MUR1060D / MUR1060F

## SUPERFAST RECOVERY RECTIFIERS

**Voltage**

**600 V**

**Current**

**10 A**


### Features

- Superfast recovery times-epitaxial construction
- Low forward voltage, high current capability
- Hermetically sealed.
- Low leakage
- High surge capacity
- Plastic package has Underwriters Laboratory Flammability Classification 94V-O utilizing Flame Retardant Epoxy Molding Compound
- Lead free in compliance with EU RoHS 2.0
- Green molding compound as per IEC 61249 standard


### Mechanical Data

- Case: Molded plastic, TO-220AC, ITO-220AC, TO-263
- Terminals: Solder plated, solderable per MIL-STD-750, Method 2026
- Polarity: Color Band denotes cathode end
- TO-220AC Approx. Weight: 0.067 ounces, 1.89 grams
- ITO-220AC Approx. Weight: 0.055 ounces, 1.56 grams
- TO-263 Approx. Weight: 0.049 ounces, 1.38 grams
- Marking: Part number

MUR1060 TO-220AC



MUR1060F ITO-220AC



MUR1060D TO-263



### Maximum Ratings ( $T_A=25^{\circ}\text{C}$ unless otherwise noted)

PARAMETER	SYMBOL	LIMIT	UNIT
Maximum repetitive peak reverse voltage	$V_{RRM}$	600	V
Maximum rms voltage	$V_{RMS}$	420	V
Maximum dc blocking voltage	$V_R$	600	V
Maximum average forward current	$I_{F(AV)}$	10	A
Peak forward surge current : 8.3ms single half sine-wave superimposed on rated load	$I_{FSM}$	125	A
Maximum forward voltage at 10A	$V_F$	1.5	V
Maximum dc reverse current at rated dc blocking voltage	$I_R$	5	$\mu\text{A}$
Operating and storage temperature range	$T_J, T_{STG}$	-55 to +175	$^{\circ}\text{C}$

# MUR1060 / MUR1060D / MUR1060F

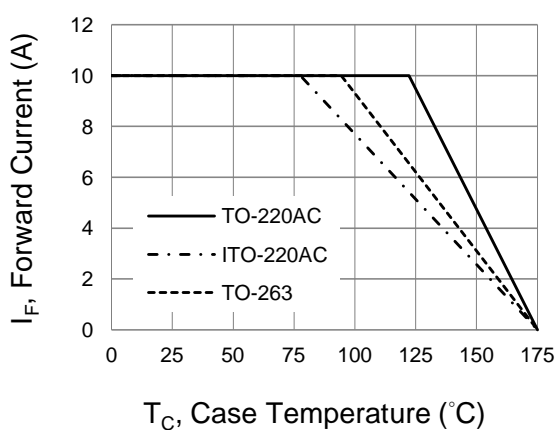
Maximum Ratings ( $T_A=25^{\circ}\text{C}$  unless otherwise noted)

PARAMETER		SYMBOL	LIMIT	UNIT
Maximum reverse recovery time	(Note 3)	$T_{RR}$	50	ns
Typical thermal resistance	TO-220AC(Note 1)	$R_{\theta JC}$	2.5	$^{\circ}\text{C/W}$
	ITO-220AC (Note 1)	$R_{\theta JC}$	6.5	
	TO-263(Note 2)	$R_{\theta JC}$	5	

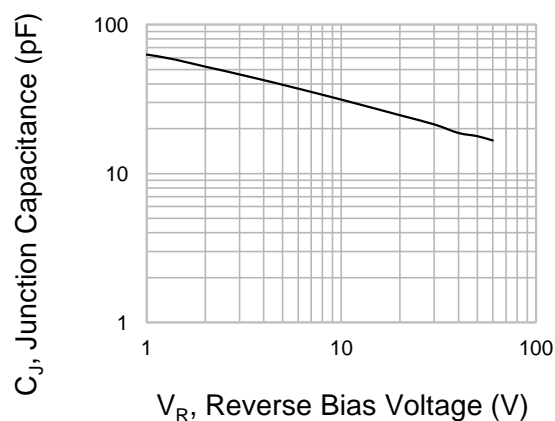
Note : 1. Device mounted on a infinite heatsink, then measured the center of the marking side.

2. Mounted on a 10cm\*10cm\*1mm copper pad area

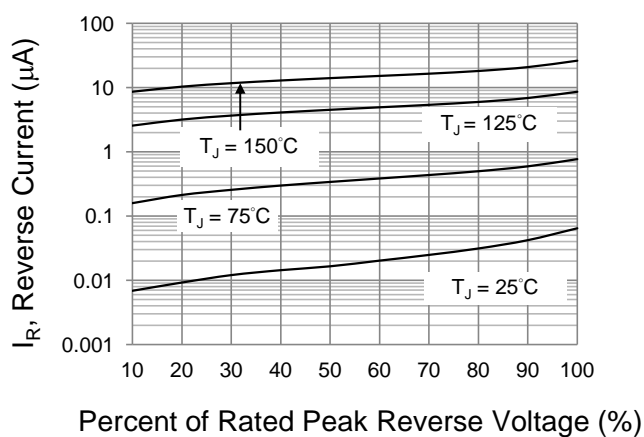
3. Reverse Recovery Test Conditions :  $I_F=0.5\text{A}$ ,  $I_R=1\text{A}$ , Recover to 0.25A



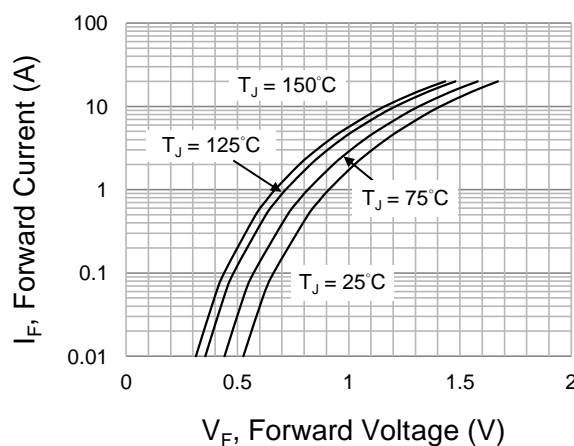
**Fig.1 Forward Current Derating Curve**



**Fig.2 Typical Junction Capacitance**



**Fig.3 Typical Reverse Characteristics**



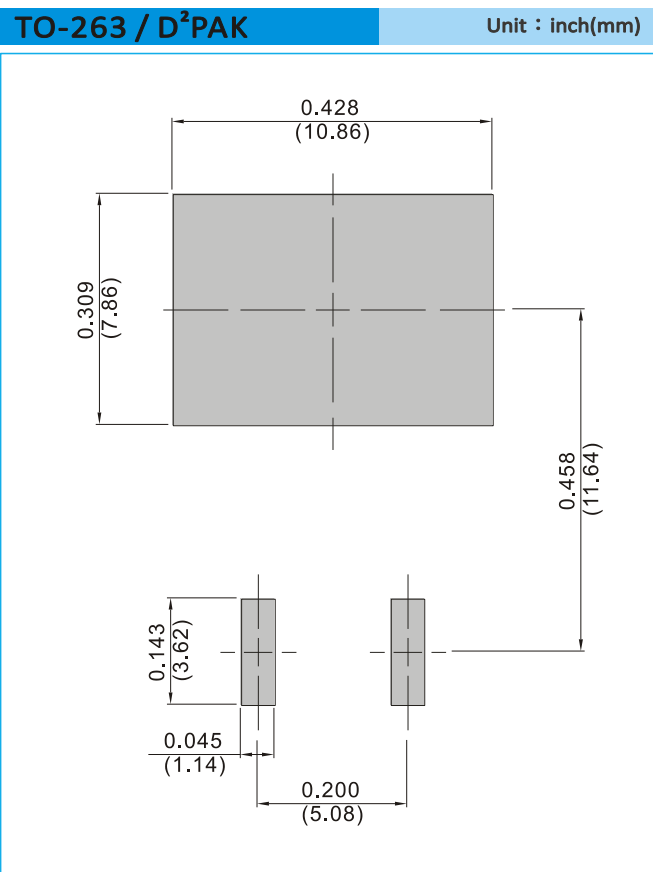
**Fig.4 Typical Forward Characteristics**

## MUR1060 / MUR1060D / MUR1060F

### PART NO PACKING CODE VERSION

PART NO PACKING CODE	Package Type	Packing type	Marking	Version
MUR1060_T0_00001	TO-220AC	50 pcs / Tube	MUR1060	Halogen free
MUR1060F_T0_00001	ITO-220AC	50 pcs / Tube	MUR1060F	Halogen free
MUR1060D_R2_00001	TO-263	0.8K pcs / 13" reel	MUR1060D	Halogen free

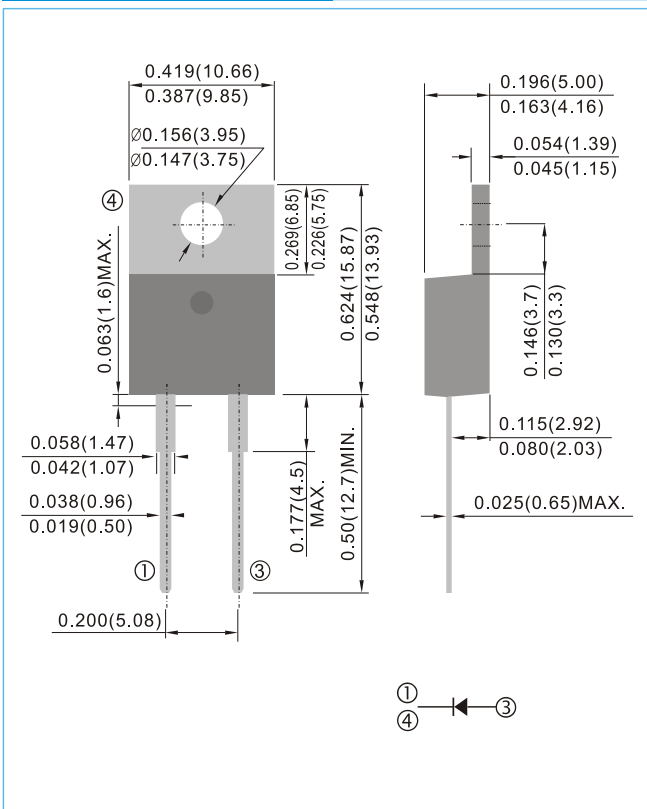
### MOUNTING PAD LAYOUT



# MUR1060 / MUR1060D / MUR1060F

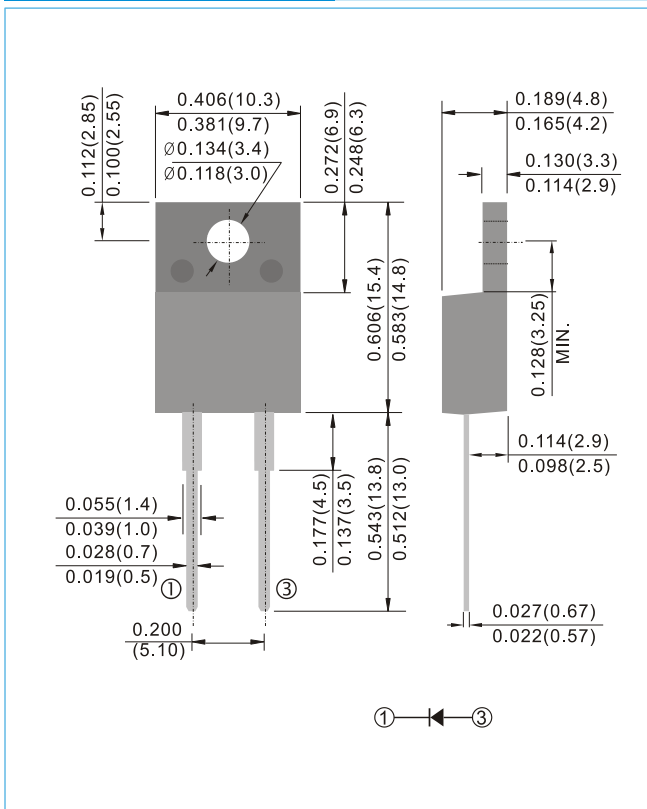
**TO-220AC**

Unit : inch(mm)



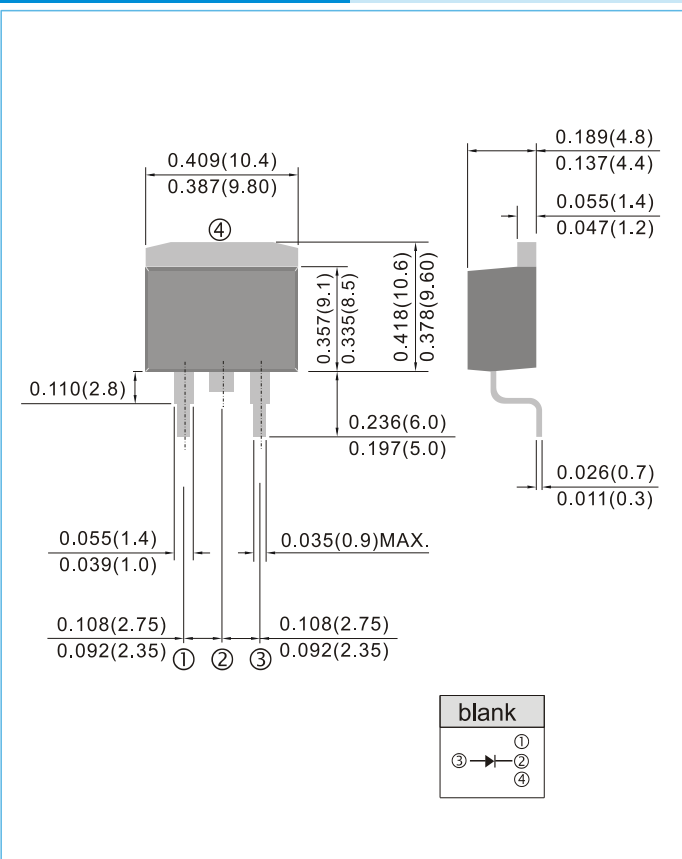
**ITO-220AC**

Unit : inch(mm)



**TO-263 / D<sup>2</sup>PAK**

Unit : inch(mm)





## **MUR1060 / MUR1060D / MUR1060F**

### **Disclaimer**

- Reproducing and modifying information of the document is prohibited without permission from Panjit International Inc..
- Panjit International Inc. reserves the rights to make changes of the content herein the document anytime without notification. Please refer to our website for the latest document.
- Panjit International Inc. disclaims any and all liability arising out of the application or use of any product including damages incidentally and consequentially occurred.
- Panjit International Inc. does not assume any and all implied warranties, including warranties of fitness for particular purpose, non-infringement and merchantability.
- Applications shown on the herein document are examples of standard use and operation. Customers are responsible in comprehending the suitable use in particular applications. Panjit International Inc. makes no representation or warranty that such applications will be suitable for the specified use without further testing or modification.
- The products shown herein are not designed and authorized for equipments requiring high level of reliability or relating to human life and for any applications concerning life-saving or life-sustaining, such as medical instruments, transportation equipment, aerospace machinery et cetera. Customers using or selling these products for use in such applications do so at their own risk and agree to fully indemnify Panjit International Inc. for any damages resulting from such improper use or sale.
- Since Panjit uses lot number as the tracking base, please provide the lot number for tracking when complaining.

# Mouser Electronics

Authorized Distributor

Click to View Pricing, Inventory, Delivery & Lifecycle Information:

Panjit:

[MUR1060D\\_R2\\_00001](#)