

# MMBD4148W/MMBD4448W/BAS16W

## SURFACE MOUNT SWITCHING DIODES

<b>VOLTAGE</b>	<b>100 Volts</b>	<b>POWER</b>	<b>200mWatts</b>
----------------	------------------	--------------	------------------

**SOT-323** Unit : inch(mm)

### FEATURES

- Fast switching Speed.
- Electrically Identical to Standard JEDEC
- High Conductance
- Surface Mount Package Ideally Suited for Automatic Insertion.
- Lead free in comply with EU RoHS 2011/65/EU directives
- Green molding compound as per IEC61249 Std. . (Halogen Free)

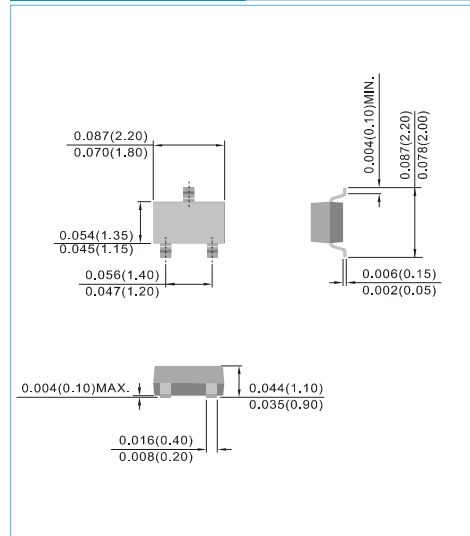
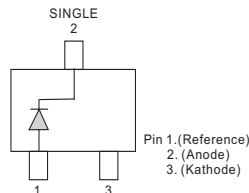
### MECHANICAL DATA

Case: SOT-323 plastic case.

Terminals: Solderable per MIL-STD-750, Method 2026

Standard packaging: 8mm tape

Approx weight: 0.00018 ounces, 0.005 grams



## MAXIMUM RATINGS AND ELECTRICAL CHARACTERISTICS (T<sub>J</sub>=25°C unless otherwise noted)

PARAMETER	SYMBOL	MMBD4148W	MMBD4448W	BAS16W	UNITS
Marking Code		A2	A3	A6	
Reverse Voltage	V <sub>R</sub>	75			V
Peak Reverse Voltage	V <sub>RM</sub>	100			V
RMS Voltage	V <sub>RMS</sub>	50			V
Maximum DC Blocking Voltage	V <sub>DC</sub>	75			V
Maximum Average Forward Current at T <sub>A</sub> =25°C	I <sub>AV</sub>	150			mA
Peak Forward Surge Current, 1μs	I <sub>FSM</sub>	4			A
Power Dissipation Derate Above 25°C	P <sub>TOT</sub>	200			mW
Maximum Forward Voltage	V <sub>F</sub>	0.715@0.001A 0.855@0.01A 1@ 0.05A 1.25@0.15A	0.72 / 0.005A 1 / 0.1A	0.855 / 0.01A	V
Maximum DC Reverse Current at Rated DC Blocking Voltage T <sub>J</sub> =25°C	I <sub>R</sub>	0.025@20V 2.5@75V	2.5@75V	1@75V	μA
Junction Capacitance (Note1)	C <sub>J</sub>	1.5	4	2	pF
Maximum Reverse Recovery (Note2)	T <sub>RR</sub>	4	4	6	ns
Typical Thermal Resistance	R <sub>θJA</sub>	640			°C / W
Operation and Storage Temperature Range	T <sub>J</sub>	-55 to +150			°C

NOTE :

1. C<sub>J</sub> at V<sub>R</sub>=0, f=1MHZ

2.From I<sub>F</sub>=10mA to I<sub>R</sub>=1mA, V<sub>R</sub>=6Volts, R<sub>L</sub>=100Ω

## MMBD4148W/MMBD4448W/BAS16W

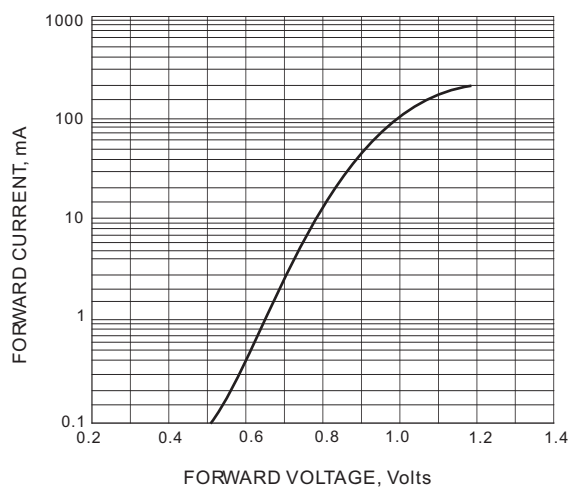


FIG. 1-TYPICAL FORWARD CHARACTERISTIC

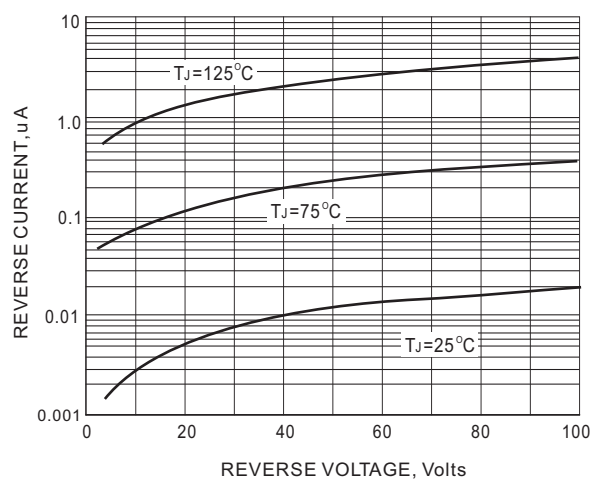


FIG. 2-TYPICAL REVERSE CHARACTERISTICS

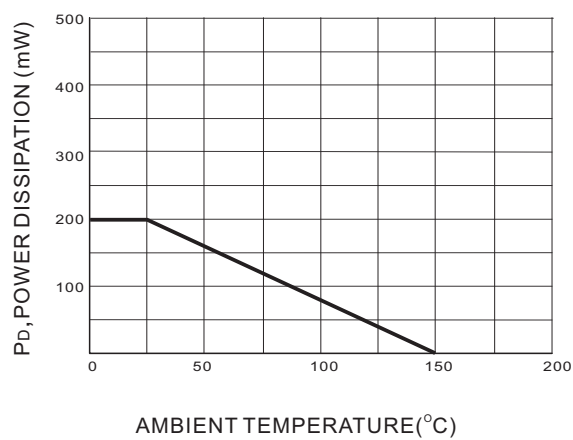
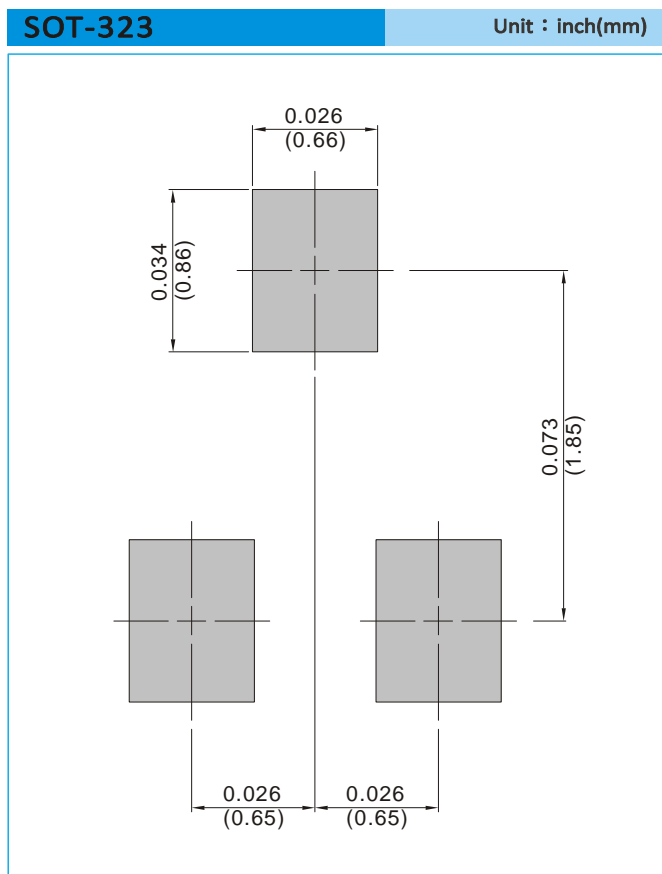


FIG. 3 POWER DERATING CURVE

## MMBD4148W/MMBD4448W/BAS16W

### MOUNTING PAD LAYOUT



### ORDER INFORMATION

- Packing information
  - T/R - 12K per 13" plastic Reel
  - T/R - 3K per 7" plastic Reel

## MMBD4148W/MMBD4448W/BAS16W

### Part No\_packing code\_Version

MMBD4148W\_R1\_00001

MMBD4148W\_R2\_00001

For example :

**RB500V-40\_R2\_00001**



Packing Code <b>XX</b>				Version Code <b>XXXXX</b>		
Packing type	1 <sup>st</sup> Code	Packing size code	2 <sup>nd</sup> Code	HF or RoHS	1 <sup>st</sup> Code	2 <sup>nd</sup> ~5 <sup>th</sup> Code
Tape and Ammunition Box (T/B)	<b>A</b>	N/A	<b>0</b>	HF	<b>0</b>	serial number
Tape and Reel (T/R)	<b>R</b>	7"	<b>1</b>	RoHS	<b>1</b>	serial number
Bulk Packing (B/P)	<b>B</b>	13"	<b>2</b>			
Tube Packing (T/P)	<b>T</b>	26mm	<b>X</b>			
Tape and Reel (Right Oriented) (TRR)	<b>S</b>	52mm	<b>Y</b>			
Tape and Reel (Left Oriented) (TRL)	<b>L</b>	PANASERT T/B CATHODE UP (PBCU)	<b>U</b>			
FORMING	<b>F</b>	PANASERT T/B CATHODE DOWN (PBCD)	<b>D</b>			



## MMBD4148W/MMBD4448W/BAS16W

### Disclaimer

- Reproducing and modifying information of the document is prohibited without permission from Panjit International Inc..
- Panjit International Inc. reserves the rights to make changes of the content herein the document anytime without notification. Please refer to our website for the latest document.
- Panjit International Inc. disclaims any and all liability arising out of the application or use of any product including damages incidentally and consequentially occurred.
- Panjit International Inc. does not assume any and all implied warranties, including warranties of fitness for particular purpose, non-infringement and merchantability.
- Applications shown on the herein document are examples of standard use and operation. Customers are responsible in comprehending the suitable use in particular applications. Panjit International Inc. makes no representation or warranty that such applications will be suitable for the specified use without further testing or modification.
- The products shown herein are not designed and authorized for equipments requiring high level of reliability or relating to human life and for any applications concerning life-saving or life-sustaining, such as medical instruments, transportation equipment, aerospace machinery et cetera. Customers using or selling these products for use in such applications do so at their own risk and agree to fully indemnify Panjit International Inc. for any damages resulting from such improper use or sale.
- Since Panjit uses lot number as the tracking base, please provide the lot number for tracking when complaining.

# Mouser Electronics

Authorized Distributor

Click to View Pricing, Inventory, Delivery & Lifecycle Information:

Panjit:

[MMBD4148W\\_R1\\_00001](#) [MMBD4148W\\_R1\\_10001](#) [MMBD4148W\\_R2\\_00001](#) [MMBD4148W\\_R2\\_10001](#)