

MBR6040PT SERIES

SCHOTTKY BARRIER RECTIFIERS

VOLTAGE 40 to 200 Volt **CURRENT** 60 Ampere

FEATURES

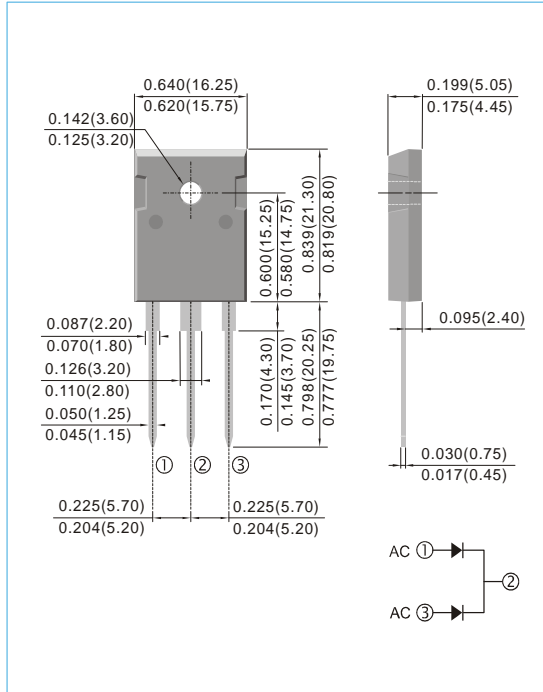
- Plastic package has Underwriters Laboratory Flammability Classification 94V-O
- Flame Retardant Epoxy Molding Compound
- Low power loss, high efficiency
- High current capability
- For use in low voltage, high frequency inverters free wheeling, and polarity protection applications
- Lead free in compliance with EU RoHS 2011/65/EU directives

MECHANICAL DATA

- Case: TO-247AD / TO-3P molded plastic
- Terminals: solder plated, solderable per MIL-STD-750, Method 2026
- Polarity: As marked.
- Weight: 0.2245 ounces, 6.3673 grams.

TO-247AD / TO-3P

Unit : inch(mm)



MAXIMUM RATINGS AND ELECTRICAL CHARACTERISTICS

Ratings at 25°C ambient temperature unless otherwise specified. Single phase, half wave, 60 Hz, resistive or inductive load.
For capacitive load, derate current by 20%

PARAMETER	SYMBOL	MBR6040PT	MBR6045PT	MBR6050PT	MBR6060PT	MBR6080PT	MBR6090PT	MBR60100PT	MBR60150PT	MBR60200PT	UNITS
Maximum Recurrent Peak Reverse Voltage	V _{RRM}	40	45	50	60	80	90	100	150	200	V
Maximum RMS Voltage	V _{RMS}	28	31.5	35	42	56	63	70	105	140	V
Maximum DC Blocking Voltage	V _{DC}	40	45	50	60	80	90	100	150	200	V
Maximum Average Forward Current	I _{F(AV)}	60									A
Peak Forward Surge Current : 8.3ms single half sine-wave superimposed on rated load	I _{FSM}	400									A
Maximum Forward Voltage at 30A per leg	V _F	0.7		0.79		0.8			0.9		V
Maximum DC Reverse Current at T _J =25°C Rated DC Blocking Voltage T _J =100°C	I _R	0.1 20					0.05 20			mA	
Typical Thermal Resistance	R _{θJC}	1.5									°C / W
Operating Junction and Storage Temperature Range	T _J , T _{STG}	-55 to + 150	-65 to +175								°C

Note :

Both Bonding and Chip structure are available.

MBR6040PT SERIES

RATING AND CHARACTERISTIC CURVES

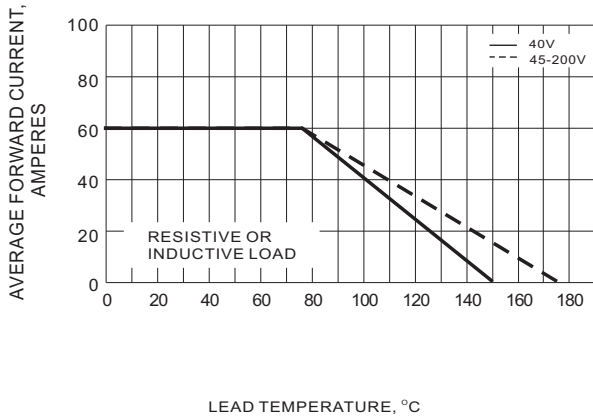


Fig.1 FORWARD CURRENT DERATING CURVE

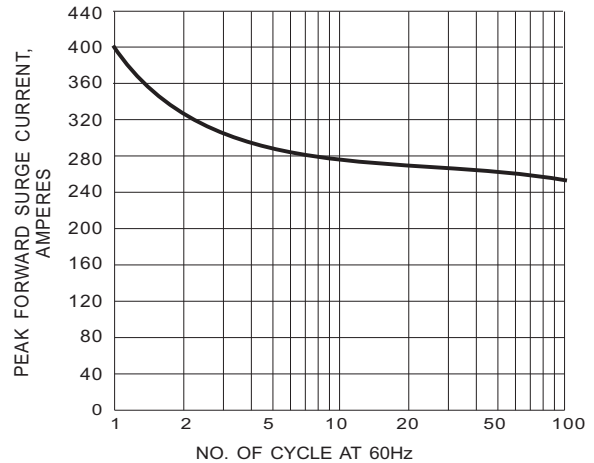


Fig.2 MAXIMUM NON-REPETITIVE SURGE CURRENT

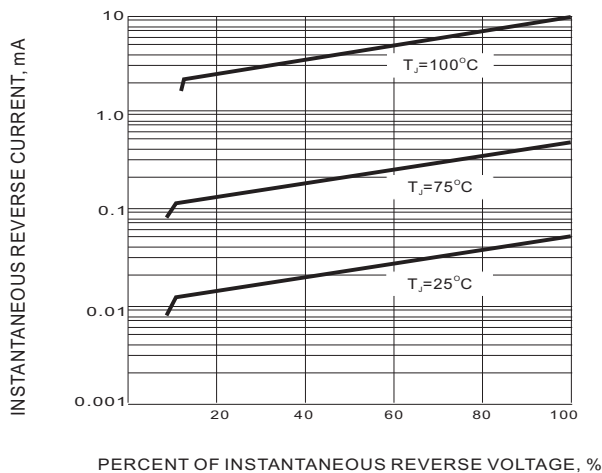


Fig.3 TYPICAL REVERSE CHARACTERISTIC

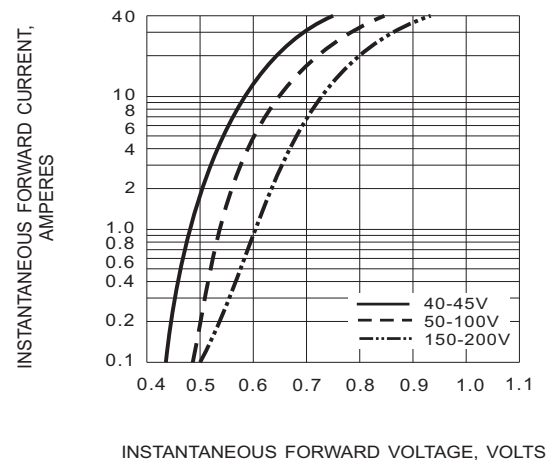


Fig.4 TYPICAL INSTANTANEOUS FORWARD CHARACTERISTIC

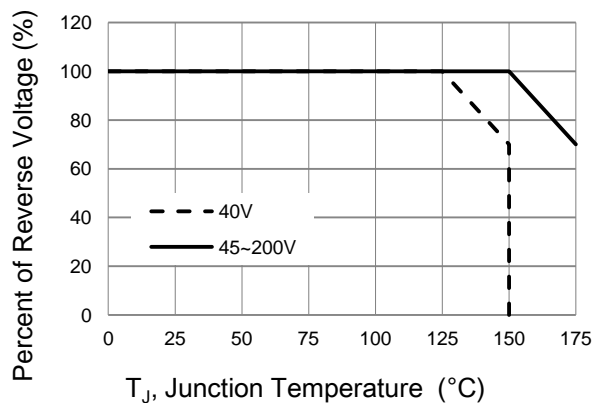


Fig.5 Operating Temperature Derating Curve

MBR6040PT SERIES

Part No_packing code_Version

MBR6040PT_T0_00001

MBR6040PT_T0_10001

For example :

RB500V-40_R2_00001



Packing Code XX				Version Code XXXXX		
Packing type	1 st Code	Packing size code	2 nd Code	HF or RoHS	1 st Code	2 nd ~5 th Code
Tape and Ammunition Box (T/B)	A	N/A	0	HF	0	serial number
Tape and Reel (T/R)	R	7"	1	RoHS	1	serial number
Bulk Packing (B/P)	B	13"	2			
Tube Packing (T/P)	T	26mm	X			
Tape and Reel (Right Oriented) (TRR)	S	52mm	Y			
Tape and Reel (Left Oriented) (TRL)	L	PANASERT T/B CATHODE UP (PBCU)	U			
FORMING	F	PANASERT T/B CATHODE DOWN (PBCD)	D			



MBR6040PT SERIES

Disclaimer

- Reproducing and modifying information of the document is prohibited without permission from Panjit International Inc..
- Panjit International Inc. reserves the rights to make changes of the content herein the document anytime without notification. Please refer to our website for the latest document.
- Panjit International Inc. disclaims any and all liability arising out of the application or use of any product including damages incidentally and consequentially occurred.
- Panjit International Inc. does not assume any and all implied warranties, including warranties of fitness for particular purpose, non-infringement and merchantability.
- Applications shown on the herein document are examples of standard use and operation. Customers are responsible in comprehending the suitable use in particular applications. Panjit International Inc. makes no representation or warranty that such applications will be suitable for the specified use without further testing or modification.
- The products shown herein are not designed and authorized for equipments requiring high level of reliability or relating to human life and for any applications concerning life-saving or life-sustaining, such as medical instruments, transportation equipment, aerospace machinery et cetera. Customers using or selling these products for use in such applications do so at their own risk and agree to fully indemnify Panjit International Inc. for any damages resulting from such improper use or sale.
- Since Panjit uses lot number as the tracking base, please provide the lot number for tracking when complaining.

Mouser Electronics

Authorized Distributor

Click to View Pricing, Inventory, Delivery & Lifecycle Information:

Panjit:

[MBR6060PT_T0_00001](#)