

## MB14~MB120

### SURFACE MOUNT SCHOTTKY BARRIER RECTIFIER

**VOLTAGE** 40 to 200 Volt **CURRENT** 1 Ampere

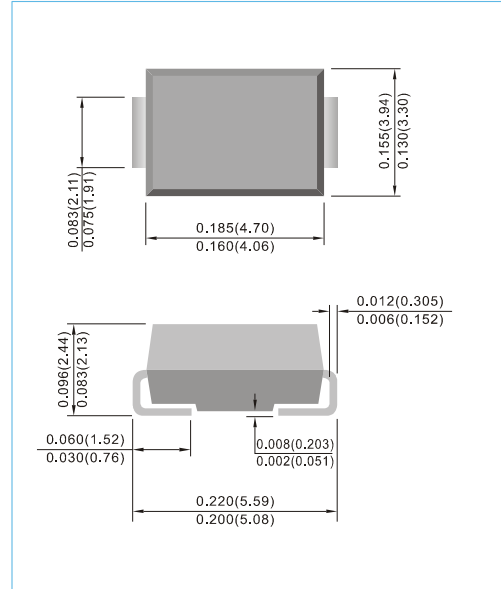
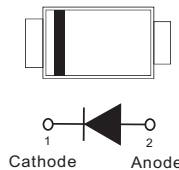
**SMB / DO-214AA** Unit : inch(mm)

#### FEATURES

- Plastic package has Underwriters Laboratory Flammability Classification 94V-O
- For surface mounted applications in order to optimize board space
- Low power loss,high efficiency
- High surge capacity
- High current capacity ,low  $V_F$
- For use in low voltage high frequency inverters, free wheeling, and polarity protection applications.
- Lead free in compliance with EU RoHS 2.0
- Green molding compound as per IEC 61249 standard

#### MECHANICAL DATA

- Case: JEDEC DO-214AA molded plastic
- Terminals:Solder plated, solderable per MIL-STD-750, Method 2026
- Polarity : Color band denotes cathode end
- Standard packaging: 12mm tape (EIA-481)
- Weight: 0.0032 ounces, 0.092 grams



### MAXIMUM RATINGS AND ELECTRICAL CHARACTERISTICS

Ratings at 25°C ambient temperature unless otherwise specified. Single phase, half wave, 60 Hz, resistive or inductive load.

PARAMETER	SYMBOL	MB14	MB14A	MB15	MB16	MB18	MB19	MB110	MB115	MB120	UNITS
Maximum Recurrent Peak Reverse Voltage	V <sub>RRM</sub>	40	45	50	60	80	90	100	150	200	V
Maximum RMS Voltage	V <sub>RMS</sub>	28	31.5	35	42	56	63	70	105	140	V
Maximum DC Blocking Voltage	V <sub>DC</sub>	40	45	50	60	80	90	100	150	200	V
Maximum Average Forward Current (See Figure 1)	I <sub>F(AV)</sub>	1									A
Peak Forward Surge Current :8.3ms single half sine-wave superimposed on rated load	I <sub>FSM</sub>	30									A
Maximum Forward Voltage at 1A ( Note 1)	V <sub>F</sub>	0.7		0.74		0.8			0.9		V
Maximum DC Reverse Current at Rated DC Blocking Voltage T <sub>J</sub> =25°C	I <sub>R</sub>	0.05									mA
Maximum DC Reverse Current at Rated DC Blocking Voltage T <sub>J</sub> =100°C	I <sub>R</sub>	2				1				mA	
Typical Thermal Resistance (Note 2)	R <sub>θJL</sub> R <sub>θJA</sub>					30 95				°C / W	
Operating Junction and Storage Temperature Range	T <sub>J</sub> , T <sub>STG</sub>	-55 to +150	-65 to +175							°C	

#### NOTES :

- 1.Pulse Test with PW =300μsec, 1% Duty Cycle.
- 2.Mounted on P.C. Board with 5mm<sup>2</sup> (0.013mm thick) copper pad areas.

## MB14~MB120

### RATING AND CHARACTERISTIC CURVES

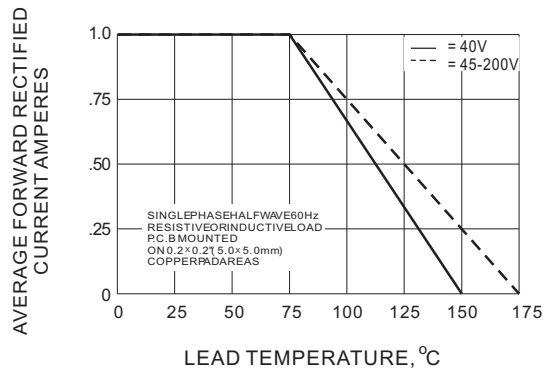


Fig.1 FORWARD CURRENT DERATING CURVE

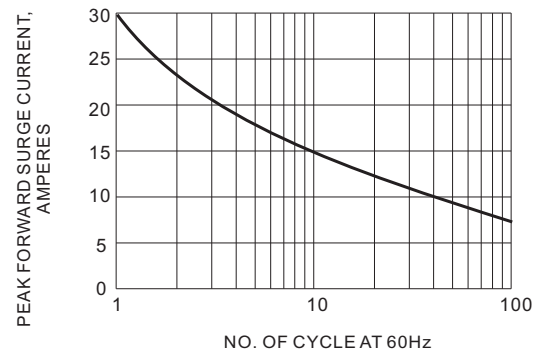


Fig.2 MAXIMUM NON-REPETITIVE PEAK FORWARD SURGE CURRENT

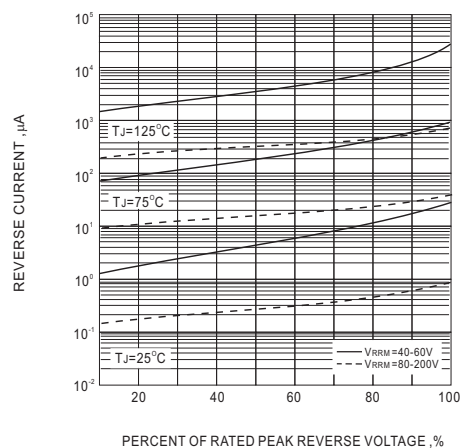


Fig.3 TYPICAL REVERSE CHARACTERISTIC

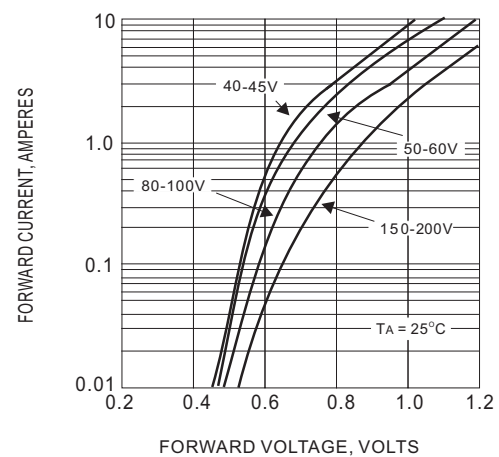


Fig.4 TYPICAL INSTANTANEOUS FORWARD CHARACTERISTIC

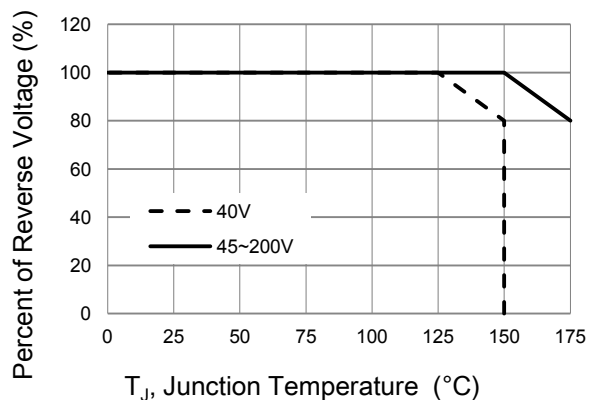


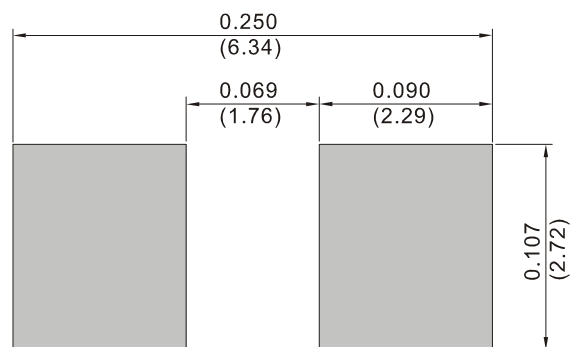
Fig.5 Operating Temperature Derating Curve

## MB14~MB120

### MOUNTING PAD LAYOUT

**SMB / DO-214AA**

Unit : inch(mm)



### ORDER INFORMATION

- Packing information  
T/R - 3K per 13" plastic Reel  
T/R - 0.8K per 7" plastic Reel

## MB14~MB120

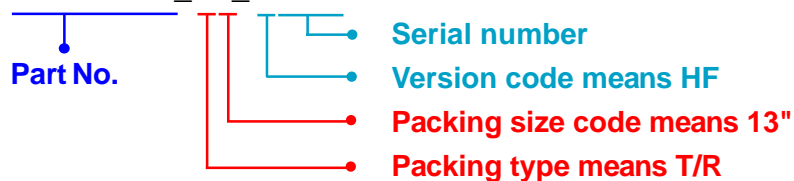
### Part No\_packing code\_Version

MB14\_R1\_00001

MB14\_R2\_00001

For example :

RB500V-40\_R2\_00001



Packing Code XX				Version Code XXXXX		
Packing type	1 <sup>st</sup> Code	Packing size code	2 <sup>nd</sup> Code	HF or RoHS	1 <sup>st</sup> Code	2 <sup>nd</sup> ~5 <sup>th</sup> Code
Tape and Ammunition Box (T/B)	A	N/A	0	HF	0	serial number
Tape and Reel (T/R)	R	7"	1	RoHS	1	serial number
Bulk Packing (B/P)	B	13"	2			
Tube Packing (T/P)	T	26mm	X			
Tape and Reel (Right Oriented) (TRR)	S	52mm	Y			
Tape and Reel (Left Oriented) (TRL)	L	PANASERT T/B CATHODE UP (PBCU)	U			
FORMING	F	PANASERT T/B CATHODE DOWN (PBCD)	D			



## MB14~MB120

---

### Disclaimer

- Reproducing and modifying information of the document is prohibited without permission from Panjit International Inc..
- Panjit International Inc. reserves the rights to make changes of the content herein the document anytime without notification. Please refer to our website for the latest document.
- Panjit International Inc. disclaims any and all liability arising out of the application or use of any product including damages incidentally and consequentially occurred.
- Panjit International Inc. does not assume any and all implied warranties, including warranties of fitness for particular purpose, non-infringement and merchantability.
- Applications shown on the herein document are examples of standard use and operation. Customers are responsible in comprehending the suitable use in particular applications. Panjit International Inc. makes no representation or warranty that such applications will be suitable for the specified use without further testing or modification.
- The products shown herein are not designed and authorized for equipments requiring high level of reliability or relating to human life and for any applications concerning life-saving or life-sustaining, such as medical instruments, transportation equipment, aerospace machinery et cetera. Customers using or selling these products for use in such applications do so at their own risk and agree to fully indemnify Panjit International Inc. for any damages resulting from such improper use or sale.
- Since Panjit uses lot number as the tracking base, please provide the lot number for tracking when complaining.

# Mouser Electronics

Authorized Distributor

Click to View Pricing, Inventory, Delivery & Lifecycle Information:

Panjit:

[MB14\\_R1\\_00001](#) [MB14\\_R2\\_00001](#)