

GS1504FL-AU~GS1510FL-AU

SURFACE GENERAL PURPOSE RECTIFIERS

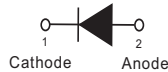
VOLTAGE 400~1000 Volt **CURRENT** 1.5 Ampere

FEATURES

- For surface mounted applications
- Ideal for automated placement
- High temperature soldering : 260°C /10 seconds at terminals
- Glass passivated chip junction
- AEC-Q101 qualified
- Lead free in compliance with EU RoHS 2.0
- Green molding compound as per IEC 61249 standard

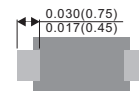
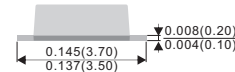
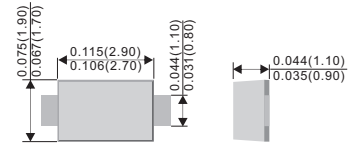
MECHANICAL DATA

- Case : SOD-123FL,Molded plastic over passivated junction
- Terminals : Solderable per MIL-STD-750, Method 2026
- Approx. Weight : 0.0006 ounces, 0.0173 grams
- Standard Packaging : 8mm tape (EIA-481)
- Polarity : Color band cathode



SOD-123FL

Unit : inch(mm)



MAXIMUM RATINGS AND ELECTRICAL CHARACTERISTICS

Ratings at 25°C ambient temperature unless otherwise specified.

PARAMETER	SYMBOL	GS1504FL-AU	GS1506FL-AU	GS1508FL-AU	GS1510FL-AU	UNITS
Marking Code		2G	2J	2K	2M	
Maximum Recurrent Peak Reverse Voltage	V_{RRM}	400	600	800	1000	V
Maximum RMS Voltage	V_{RMS}	280	420	560	700	V
Maximum DC Blocking Voltage	V_{DC}	400	600	800	1000	V
Maximum Average Forward Current	$I_{F(AV)}$	1.5				A
Peak Forward Surge Current : 8.3ms single half sine-wave superimposed on rated load	I_{FSM}	50				A
Maximum Forward Voltage at 1.5A	V_F	1.1				V
Maximum DC Reverse Current at Rated DC Blocking Voltage	I_R	1				uA
Typical Junction Capacitance at 4V, 1MHz	C_J	10				pF
Typical Junction Resistance (Note 1) (Note 2)	$R_{\theta JL}$ $R_{\theta JA}$	35 200				°C / W
Operating and Storage Temperature Range	T_J, T_{STG}	-55 to +150				°C

NOTES : 1.Mounted on a FR4 PCB, single-sided copper, with 100cm² copper pad area
2.Mounted on a FR4 PCB, single-sided copper, mini pad.

GS1504FL-AU~GS1510FL-AU

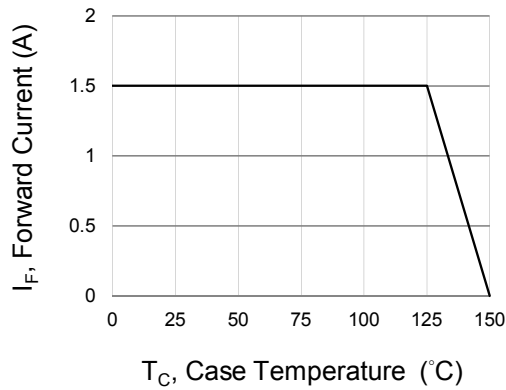


Fig.1 Forward Current Derating Curve

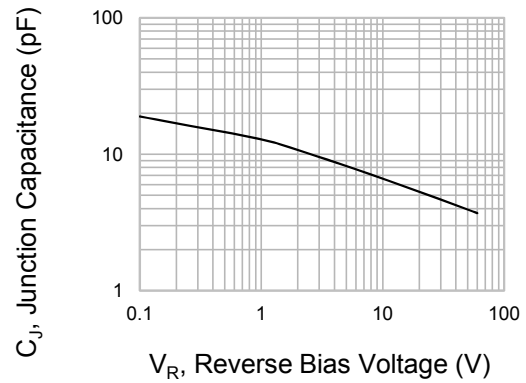


Fig.2 Typical Junction Capacitance

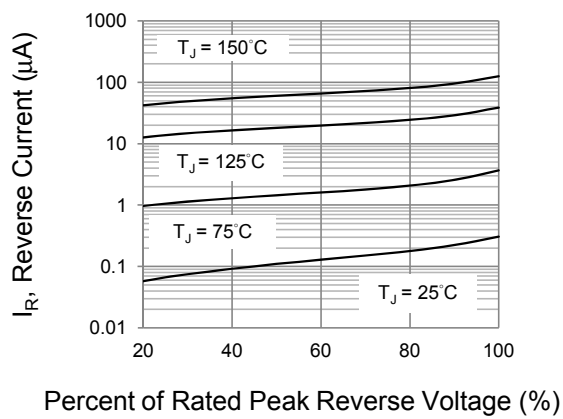


Fig.3 Typical Reverse Characteristics

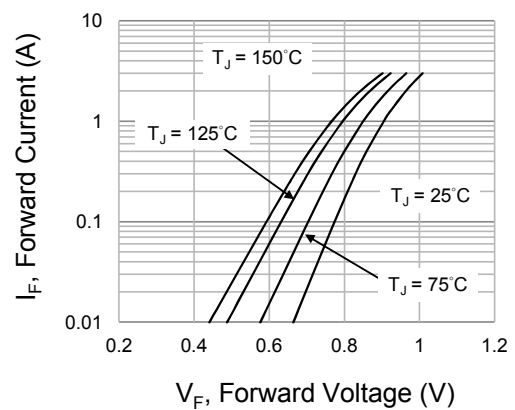
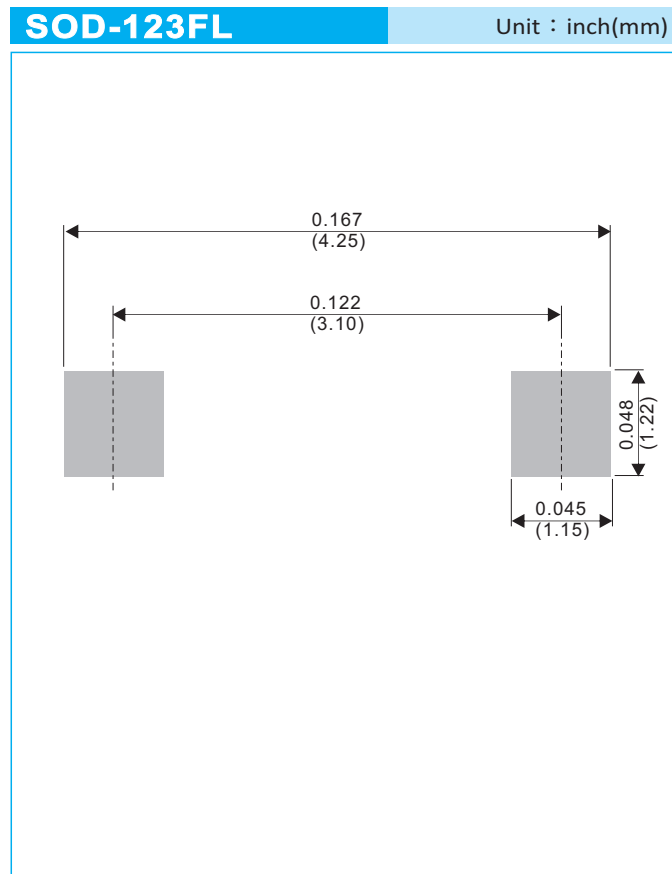


Fig.4 Typical Forward Characteristics

GS1504FL-AU~GS1510FL-AU

MOUNTING PAD LAYOUT



ORDER INFORMATION

- Packing information
 - T/R - 10K per 13" plastic Reel
 - T/R - 3K per 7" plastic Reel

GS1504FL-AU~GS1510FL-AU

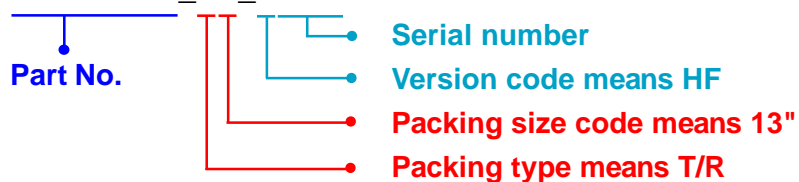
Part No_packing code_Version

GS1504FL-AU_R1_000A1

GS1504FL-AU_R2_000A1

For example :

RB500V-40_R2_00001



Packing Code XX				Version Code XXXXX		
Packing type	1 st Code	Packing size code	2 nd Code	HF or RoHS	1 st Code	2 nd ~5 th Code
Tape and Ammunition Box (T/B)	A	N/A	0	HF	0	serial number
Tape and Reel (T/R)	R	7"	1	RoHS	1	serial number
Bulk Packing (B/P)	B	13"	2			
Tube Packing (T/P)	T	26mm	X			
Tape and Reel (Right Oriented) (TRR)	S	52mm	Y			
Tape and Reel (Left Oriented) (TRL)	L	PANASERT T/B CATHODE UP (PBCU)	U			
FORMING	F	PANASERT T/B CATHODE DOWN (PBCD)	D			



GS1504FL-AU~GS1510FL-AU

Disclaimer

- Reproducing and modifying information of the document is prohibited without permission from Panjit International Inc..
- Panjit International Inc. reserves the rights to make changes of the content herein the document anytime without notification. Please refer to our website for the latest document.
- Panjit International Inc. disclaims any and all liability arising out of the application or use of any product including damages incidentally and consequentially occurred.
- Panjit International Inc. does not assume any and all implied warranties, including warranties of fitness for particular purpose, non-infringement and merchantability.
- Applications shown on the herein document are examples of standard use and operation. Customers are responsible in comprehending the suitable use in particular applications. Panjit International Inc. makes no representation or warranty that such applications will be suitable for the specified use without further testing or modification.
- The products shown herein are not designed and authorized for equipments relating to human life and for any applications concerning life-saving or life-sustaining, such as medical instruments, aerospace machinery et cetera. Customers using or selling these products for use in such applications do so at their own risk and agree to fully indemnify Panjit International Inc. for any damages resulting from such improper use or sale.
- Since Panjit uses lot number as the tracking base, please provide the lot number for tracking when complaining.

Mouser Electronics

Authorized Distributor

Click to View Pricing, Inventory, Delivery & Lifecycle Information:

Panjit:

[GS1504FL-AU_R2_000A1](#) [GS1504FL-AU_R1_000A1](#)