

ES1AWG~ES1JWG

SURFACE MOUNT SUPERFAST RECTIFIER

VOLTAGE 50 to 600 Volt **CURRENT** 1 Ampere

FEATURES

- For surface mounted applications in order to optimize board space
- Easy pick and place
- Superfast recovery times for high efficiency
- Plastic package has Underwriters Laboratory Flammability Classification 94V-O
- Glass passivated junction
- Lead free in compliance with EU RoHS2.0 (2011/65/EU & 2015/865/EU directive)
- Green molding compound as per IEC61249 Std. . (Halogen Free)

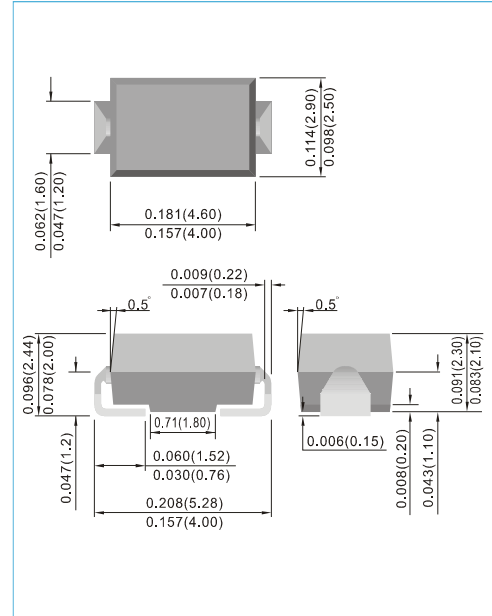
MECHANICAL DATA

- Case: SMA(W) molded plastic
- Terminals: Solder plated, solderable per MIL-STD-750, Method 2026
- Polarity: Color band denotes cathode end
- Standard packaging: 12mm tape (EIA-481)
- Weight: 0.0023 ounce, 0.0679 gram



SMA(W)

Unit : inch(mm)



MAXIMUM RATINGS AND ELECTRICAL CHARACTERISTICS

Ratings at 25°C ambient temperature unless otherwise specified. Single phase, half wave, 60 Hz, resistive or inductive load.
For capacitive load, derate current by 20%.

PARAMETER	SYMBOL	ES1AWG	ES1BWG	ES1CWG	ES1DWG	ES1EWG	ES1GWG	ES1JWG	UNITS
Marking		ES1A	ES1B	ES1C	ES1D	ES1E	ES1G	ES1J	
Maximum Recurrent Peak Reverse Voltage	V _{RRM}	50	100	150	200	300	400	600	V
Maximum RMS Voltage	V _{RMS}	35	70	105	140	210	280	420	V
Maximum DC Blocking Voltage	V _{DC}	50	100	150	200	300	400	600	V
Maximum Average Forward Current	I _{F(AV)}	1							A
Peak Forward Surge Current : 8.3ms single half sine-wave superimposed on rated load	I _{FSM}	30							A
Maximum Forward Voltage at 1A	V _F	0.95				1.25		1.7	V
Maximum DC Reverse Current at Rated DC Blocking Voltage	I _R	1							μA
Typical Junction Capacitance	C _J	18							pF
Typical Thermal Resistance (Note 1) (Note 2)	R _{θJA} R _{θJL}	150 22							°C / W
Maximum Reverse Recovery Time (Note 3)	t _{rr}	35							ns
Operating Junction and Storage Temperature Range	T _J ,T _{STG}	-55 to +150							°C

NOTES :

1. Mounted on a FR4 PCB, single-sided copper, mini pad.
2. Mounted on a FR4 PCB, single-sided copper, with 76.2 x 114.3mm copper pad area.
3. Reverse Recovery Tset Conditions: $I_F=0.5A, I_R=-1A, I_{rr}=-0.25A$.

ES1AWG~ES1JWG

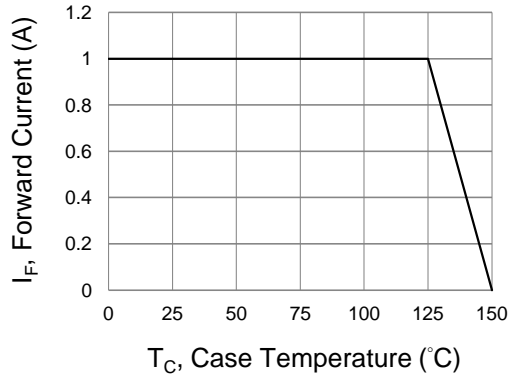


Fig.1 Forward Current Derating Curve

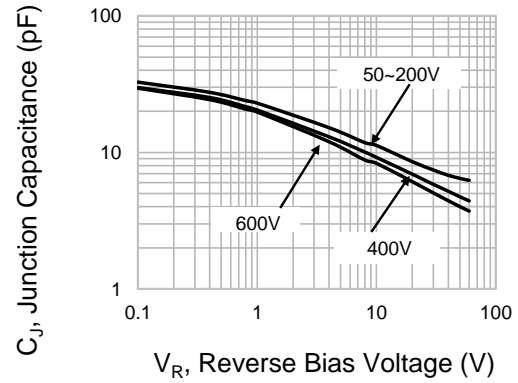


Fig.2 Typical Junction Capacitance

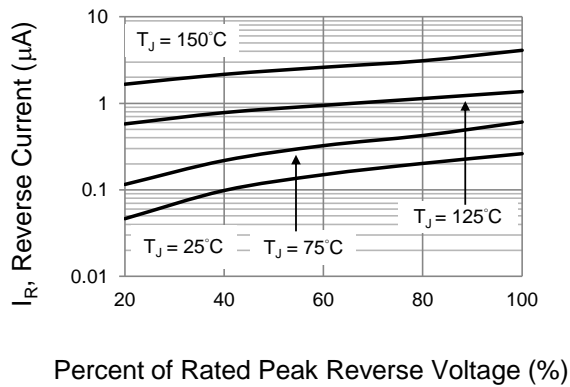


Fig.3 Typical Reverse Characteristics

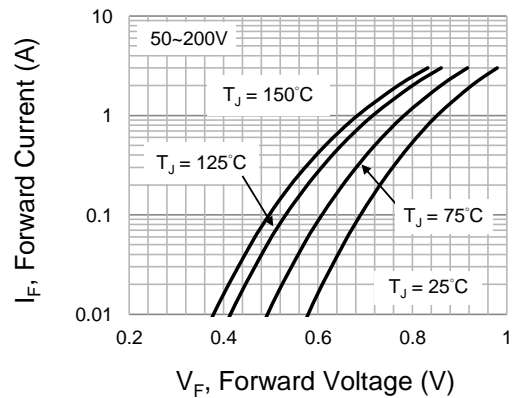


Fig.4 Typical Forward Characteristics

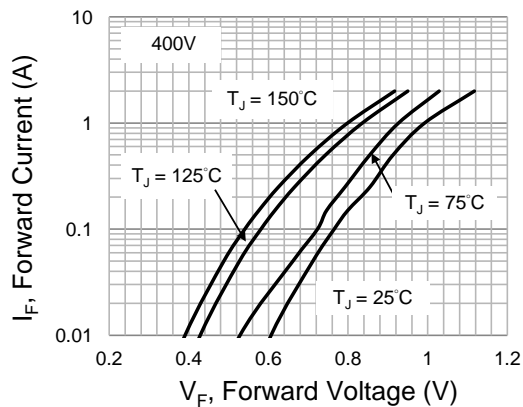


Fig.5 Typical Forward Characteristics

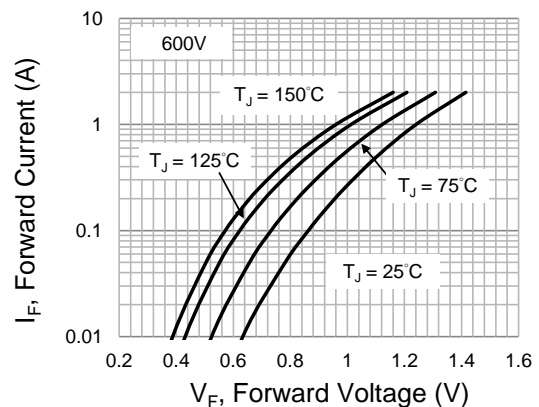
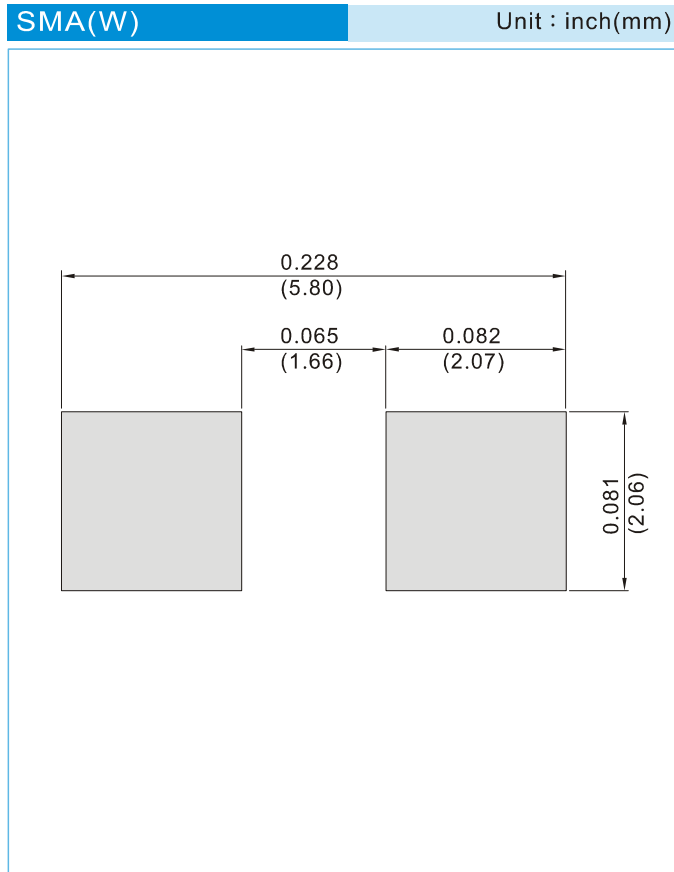


Fig.6 Typical Forward Characteristics

ES1AWG~ES1JWG

MOUNTING PAD LAYOUT



ORDER INFORMATION

- Packing information
 - T/R - 7.5K per 13" plastic Reel
 - T/R - 1.8K per 7" plastic Reel

ES1AWG~ES1JWG

Part No_packing code_Version

ES1AWG_R1_00001

ES1AWG_R1_10001

ES1AWG_R2_00001

ES1AWG_R2_10001

For example :

RB500V-40_R2_00001

Part No.

Serial number

Version code means HF

Packing size code means 13"

Packing type means T/R

Packing Code XX				Version Code XXXXX		
Packing type	1 st Code	Packing size code	2 nd Code	HF or RoHS	1 st Code	2 nd ~5 th Code
Tape and Ammunition Box (T/B)	A	N/A	0	HF	0	serial number
Tape and Reel (T/R)	R	7"	1	RoHS	1	serial number
Bulk Packing (B/P)	B	13"	2			
Tube Packing (T/P)	T	26mm	X			
Tape and Reel (Right Oriented) (TRR)	S	52mm	Y			
Tape and Reel (Left Oriented) (TRL)	L	PANASERT T/B CATHODE UP (PBCU)	U			
FORMING	F	PANASERT T/B CATHODE DOWN (PBCD)	D			



ES1AWG~ES1JWG

Disclaimer

- Reproducing and modifying information of the document is prohibited without permission from Panjit International Inc..
- Panjit International Inc. reserves the rights to make changes of the content herein the document anytime without notification. Please refer to our website for the latest document.
- Panjit International Inc. disclaims any and all liability arising out of the application or use of any product including damages incidentally and consequentially occurred.
- Panjit International Inc. does not assume any and all implied warranties, including warranties of fitness for particular purpose, non-infringement and merchantability.
- Applications shown on the herein document are examples of standard use and operation. Customers are responsible in comprehending the suitable use in particular applications. Panjit International Inc. makes no representation or warranty that such applications will be suitable for the specified use without further testing or modification.
- The products shown herein are not designed and authorized for equipments requiring high level of reliability or relating to human life and for any applications concerning life-saving or life-sustaining, such as medical instruments, transportation equipment, aerospace machinery et cetera. Customers using or selling these products for use in such applications do so at their own risk and agree to fully indemnify Panjit International Inc. for any damages resulting from such improper use or sale.

Mouser Electronics

Authorized Distributor

Click to View Pricing, Inventory, Delivery & Lifecycle Information:

Panjit:

[ES1GWG_R1_00001](#) [ES1GWG_R2_00001](#)