

# BAW56TB,BAV70TB,BAV99TB,BAL99TB

## SURFACE MOUNT SWITCHING DIODES

**VOLTAGE** 100Volt **POWER** 200mWatt

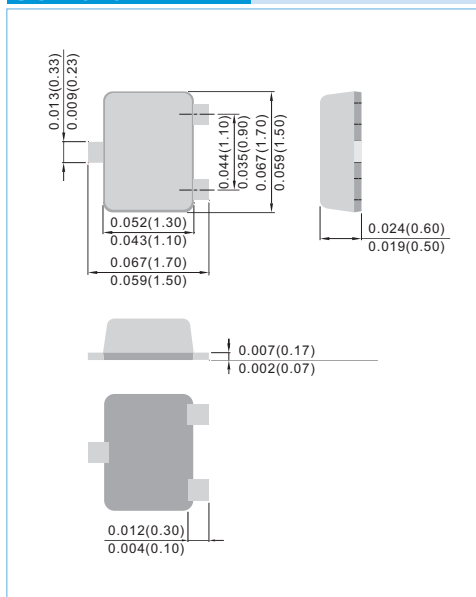
### FEATURES

- Fast switching speed.
- Surface mount package Ideally Suited for Automatic insertion
- Electrically Identical to Standard JEDEC
- High Conductance
- Lead free in compliance with EU RoHS 2011/65/EU directive
- Green molding compound as per IEC61249 Std. . (Halogen Free)

### MECHANICAL DATA

- Case : SOT-523, Plastic
- Terminals : Solderable per MIL-STD-750, Method 2026
- Approx. Weight : 0.00007 ounces, 0.002 grams

**SOT-523** Unit : inch(mm)



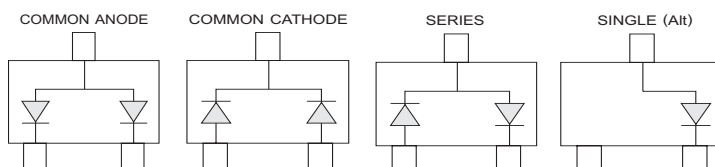
## MAXIMUM RATINGS AND ELECTRICAL CHARACTERISTICS

Ratings at 25°C ambient temperature unless otherwise specified. For capacitive load, derate current by 20%.

PARAMETER	SYMBOL	BAW56TB	BAV70TB	BAV99TB	BAL99TB	UNITS
Marking Code		LB	LC	LD	LF	
Reverse Voltage	$V_R$	75				V
Peak Reverse Voltage	$V_{RM}$	100				V
Rectified Current (Average), Half Wave Rectification with Resistive Load and $f \geq 50$ Hz	$I_O$	150 75				mA
Peak Forward Surge Current, 1.0us	$I_{FSM}$	4.0				A
Power Dissipation Derate Above 25°C	$P_{TOT}$	200				mW
Maximum Forward Voltage	$V_F$	0.715 @ $I_F=0.001A$ 0.855 @ $I_F=0.01A$ 1.0 @ $I_F=0.05A$ 1.25 @ $I_F=0.15A$				V
Maximum DC Reverse Current at 25V 75V	$I_R$	0.03 2.5				$\mu A$
Maximum Junction Capacitance( Notes 1)	$C_J$	1.5				pF
Maximum Reverse Recovery Time (Notes 2)	$T_{RR}$	4.0				ns
Typical Maximum Thermal Resistance	$R_{\theta JA}$	833				°C / W
Junction Temperature Range	$T_J$	-55 to +150				°C
Circuit Figure		Common Anode	Common Cathode	Series	Single(Alt)	

### NOTE:

1.  $C_J$  at  $V_R=0$ ,  $f=1MHz$
2. From  $I_F=10mA$  to  $I_R=1mA$ ,  $V_R=6Volts$ ,  $R_L=100\Omega$



## BAW56TB,BAV70TB,BAV99TB,BAL99TB

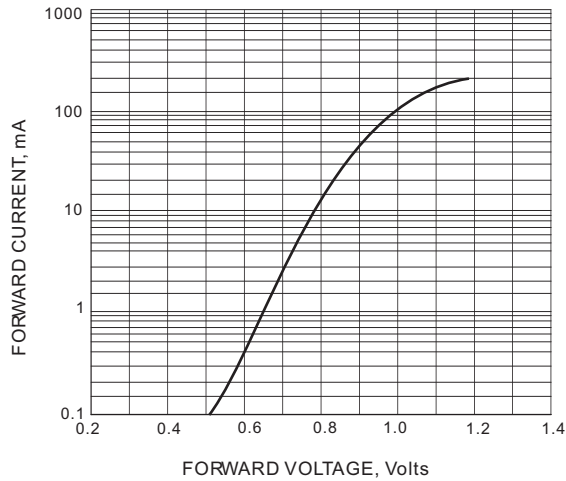


FIG. 1-TYPICAL FORWARD CHARACTERISTIC

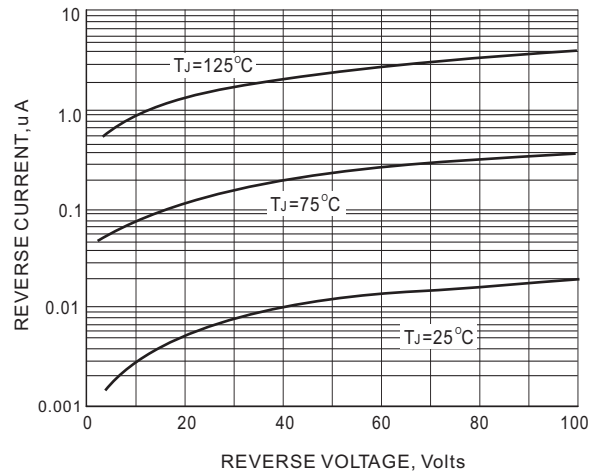


FIG. 2-TYPICAL REVERSE CHARACTERISTICS

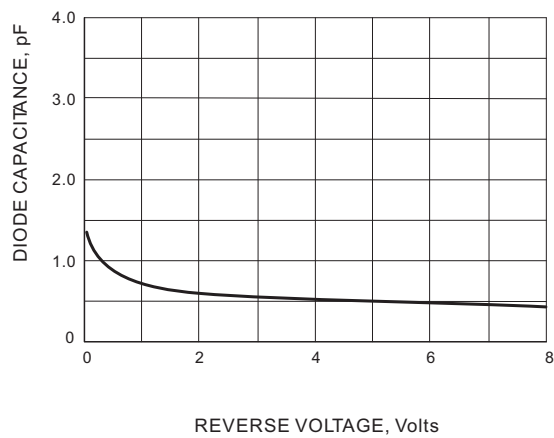


FIG. 3 TYPICAL JUNCTION CAPACITANCE

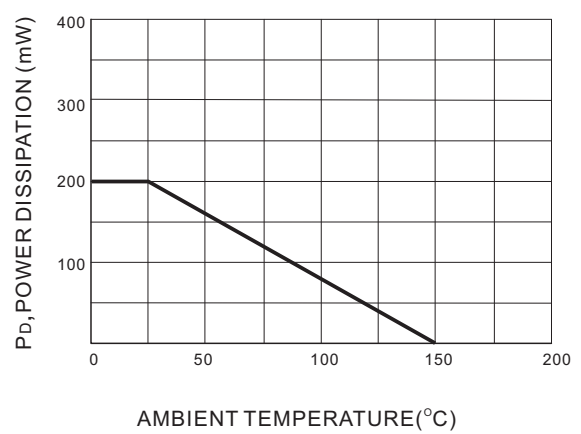
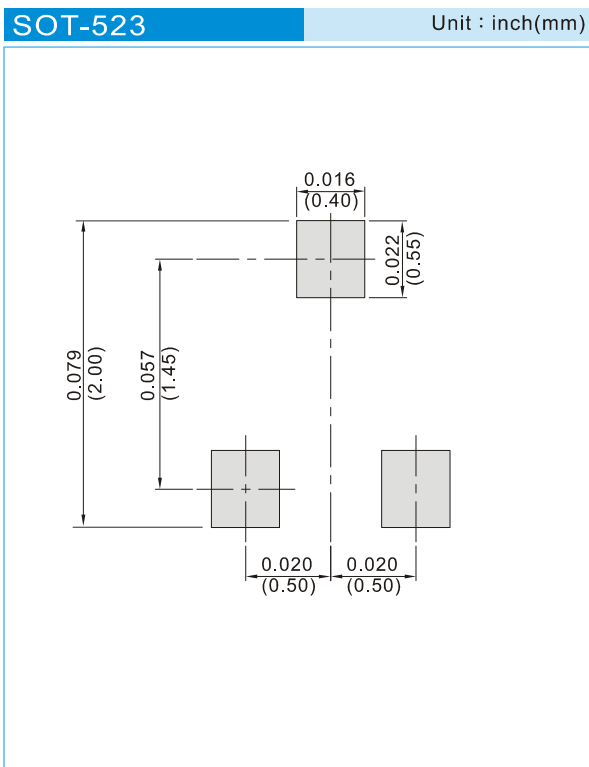


FIG. 4 POWER DERATING CURVE

## BAW56TB,BAV70TB,BAV99TB,BAL99TB

### MOUNTING PAD LAYOUT



### ORDER INFORMATION

- Packing information

T/R - 4K per 7" plastic Reel

## BAW56TB,BAV70TB,BAV99TB,BAL99TB

Part No\_packing code\_Version

BAW56TB\_R1\_00001

For example :

RB500V-40\_R2\_00001



Packing Code <b>XX</b>				Version Code <b>XXXXX</b>		
Packing type	1 <sup>st</sup> Code	Packing size code	2 <sup>nd</sup> Code	HF or RoHS	1 <sup>st</sup> Code	2 <sup>nd</sup> ~5 <sup>th</sup> Code
Tape and Ammunition Box (T/B)	A	N/A	0	HF	0	serial number
Tape and Reel (T/R)	R	7"	1	RoHS	1	serial number
Bulk Packing (B/P)	B	13"	2			
Tube Packing (T/P)	T	26mm	X			
Tape and Reel (Right Oriented) (TRR)	S	52mm	Y			
Tape and Reel (Left Oriented) (TRL)	L	PANASERT T/B CATHODE UP (PBCU)	U			
FORMING	F	PANASERT T/B CATHODE DOWN (PBCD)	D			



## **BAW56TB,BAV70TB,BAV99TB,BAL99TB**

---

### **Disclaimer**

- Reproducing and modifying information of the document is prohibited without permission from Panjit International Inc..
- Panjit International Inc. reserves the rights to make changes of the content herein the document anytime without notification. Please refer to our website for the latest document.
- Panjit International Inc. disclaims any and all liability arising out of the application or use of any product including damages incidentally and consequentially occurred.
- Panjit International Inc. does not assume any and all implied warranties, including warranties of fitness for particular purpose, non-infringement and merchantability.
- Applications shown on the herein document are examples of standard use and operation. Customers are responsible in comprehending the suitable use in particular applications. Panjit International Inc. makes no representation or warranty that such applications will be suitable for the specified use without further testing or modification.
- The products shown herein are not designed and authorized for equipments requiring high level of reliability or relating to human life and for any applications concerning life-saving or life-sustaining, such as medical instruments, transportation equipment, aerospace machinery et cetera. Customers using or selling these products for use in such applications do so at their own risk and agree to fully indemnify Panjit International Inc. for any damages resulting from such improper use or sale.
- Since Panjit uses lot number as the tracking base, please provide the lot number for tracking when complaining.

# Mouser Electronics

Authorized Distributor

Click to View Pricing, Inventory, Delivery & Lifecycle Information:

Panjit:

[BAV99TB\\_R1\\_10001](#) [BAV99TB\\_R1\\_00001](#)