

# BAV301~BAV303

## HIGH VOLTAGE SURFACE MOUNT SWITCHING DIODES

**VOLTAGE** 120 to 250 Volts **POWER** 300 mWatts

**MICRO-MELF** Unit : inch (mm)

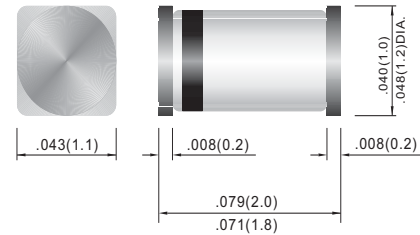
### FEATURES

- Fast switching Speed.
- Surface Mount Package Ideally Suited For Automatic Insertion.
- Silicon Epitaxial Planar Construction.
- Lead free in comply with EU RoHS 2011/65/EU directives

### MECHANICAL DATA

- Case: Micro Melf, Glass
- Terminals: Solderable per MIL-STD-202E, Method 208
- Polarity: Cathode Band
- Marking: Cathode Band Only
- Weight: 0.01 grams
- Packing information

T/R - 2.5K per 7" plastic Reel



## MAXIMUM RATINGS AND ELECTRICAL CHARACTERISTICS (T<sub>J</sub>=25°C unless otherwise noted)

PARAMETER	SYMBOL	BAV301	BAV302	BAV303	UNITS
Reverse Voltage	V <sub>R</sub>	100	150	200	V
Peak Reverse Voltage	V <sub>RRM</sub>	120	200	250	V
Rectified Current (Average), Half Wave Rectification with Resistive Load and f >=50 Hz	I <sub>O</sub>	200			mA
Peak Forward Surge Current, t=1000ms	I <sub>FSM</sub>	1.0			A
Power Dissipation Derate Above at 25°C	P <sub>D</sub>	300			mW
Maximum Forward Voltage, I <sub>F</sub> = 100mA	V <sub>F</sub>	1.0			V
Maximum DC Reverse Current at Rated DC Blocking Voltage T <sub>J</sub> = 25°C	I <sub>R</sub>	0.1			μA
Typical Junction Capacitance( Note 1)	C <sub>J</sub>	3.0			pF
Maximum Reverse Recovery (Note 2)	t <sub>rr</sub>	75			ns
Typical Thermal Resistance	R <sub>θJA</sub>	350			°C / W
Operation Junction Storage Temperature Range	T <sub>STG</sub>	-65 to +175			°C

### NOTE:

1. C<sub>J</sub> at V<sub>R</sub>=0, f=1MHZ
2. From I<sub>F</sub>=10mA to I<sub>R</sub>=-1mA, V<sub>R</sub>=6Volts, R<sub>L</sub>=100Ω

## BAV301~BAV303

### RATING AND CHARACTERISTIC CURVES

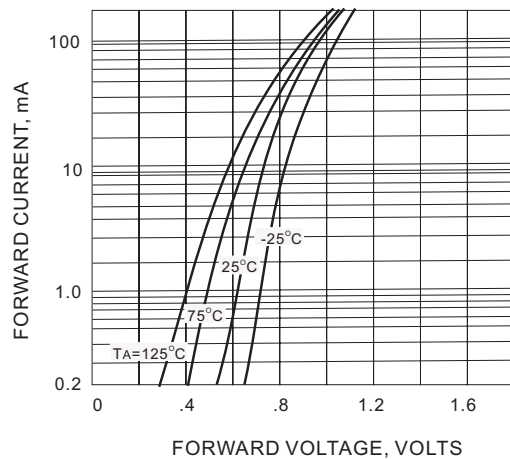


Fig.1 FORWARD CHARACTERISTICS

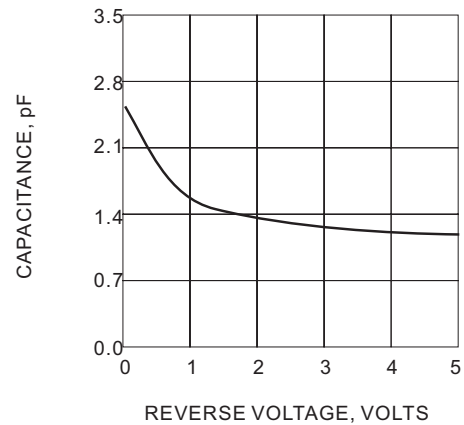


Fig.2 TYPICAL CAPACITANCE vs REVERSE VOLTAGE

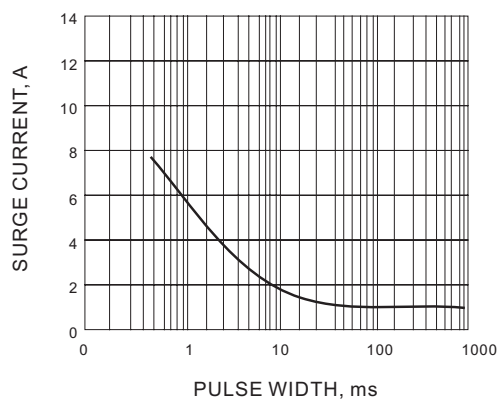


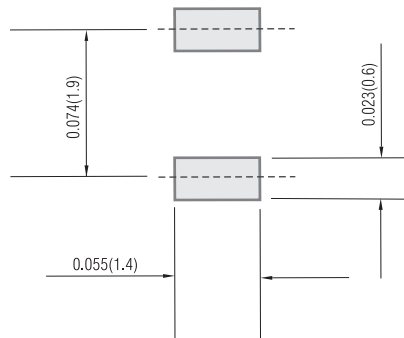
Fig.3 SURGE CURRENT CHARACTERISTIC

# BAV301~BAV303

## MOUNTING PAD LAYOUT

**MICRO-MELF**

Unit: inch ( mm )



## ORDER INFORMATION

- Packing information

T/R - 10K per 13" plastic Reel

T/R - 2.5K per 7" plastic Reel

## BAV301~BAV303

Part No\_packing code\_Version

BAV301\_R1\_00001

BAV301\_R2\_00001

For example :

RB500V-40\_R2\_00001

Part No.

Serial number

Version code means HF

Packing size code means 13"

Packing type means T/R

Packing Code XX				Version Code XXXXX		
Packing type	1 <sup>st</sup> Code	Packing size code	2 <sup>nd</sup> Code	HF or RoHS	1 <sup>st</sup> Code	2 <sup>nd</sup> ~5 <sup>th</sup> Code
Tape and Ammunition Box (T/B)	A	N/A	0	HF	0	serial number
Tape and Reel (T/R)	R	7"	1	RoHS	1	serial number
Bulk Packing (B/P)	B	13"	2			
Tube Packing (T/P)	T	26mm	X			
Tape and Reel (Right Oriented) (TRR)	S	52mm	Y			
Tape and Reel (Left Oriented) (TRL)	L	PANASERT T/B CATHODE UP (PBCU)	U			
FORMING	F	PANASERT T/B CATHODE DOWN (PBCD)	D			

## BAV301~BAV303

### Disclaimer

- Reproducing and modifying information of the document is prohibited without permission from Panjit International Inc..
- Panjit International Inc. reserves the rights to make changes of the content herein the document anytime without notification. Please refer to our website for the latest document.
- Panjit International Inc. disclaims any and all liability arising out of the application or use of any product including damages incidentally and consequentially occurred.
- Panjit International Inc. does not assume any and all implied warranties, including warranties of fitness for particular purpose, non-infringement and merchantability.
- Applications shown on the herein document are examples of standard use and operation. Customers are responsible in comprehending the suitable use in particular applications. Panjit International Inc. makes no representation or warranty that such applications will be suitable for the specified use without further testing or modification.
- The products shown herein are not designed and authorized for equipments requiring high level of reliability or relating to human life and for any applications concerning life-saving or life-sustaining, such as medical instruments, transportation equipment, aerospace machinery et cetera. Customers using or selling these products for use in such applications do so at their own risk and agree to fully indemnify Panjit International Inc. for any damages resulting from such improper use or sale.
- Since Panjit uses lot number as the tracking base, please provide the lot number for tracking when complaining.

# Mouser Electronics

Authorized Distributor

Click to View Pricing, Inventory, Delivery & Lifecycle Information:

Panjit:

[BAV301\\_R1\\_10001](#) [BAV301\\_R2\\_10001](#)