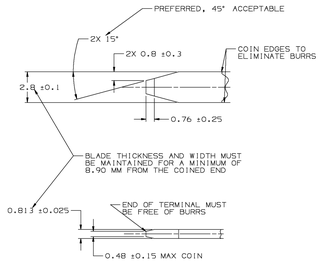

MATING BLADE INFORMATION
SCALE 8:1

MATERIAL SPECIFICATIONS

RECOMMENDED
BASE METAL - CDA-210, GILDING, EXTRA SPRING TEMPER.
PLATING - 0.0050 ±0.0025 MM THICK TIN.

MINIMUMS
ELECTRICAL CONDUCTIVITY - ≥ 20% IACS AT 20°C. USE OF A MATERIAL WITH CONDUCTIVITY < 20% IACS MUST BE APPROVED BY PACKARD ELECTRIC MATERIALS ENGINEERING.

TENSILE STRENGTH - 407 MPa.

PLATING - FOR LOW ENERGY (≤ 5 V) AND NON-PASSENGER COMPARTMENT POWER CIRCUITS, 0.0050 ±0.0025 MM THICK TIN. FOR MATERIALS CONTAINING 10% OR MORE ZINC, AN UNDERPLATE OF COPPER 0.0050 ±0.0025 MM THICK IS REQUIRED.

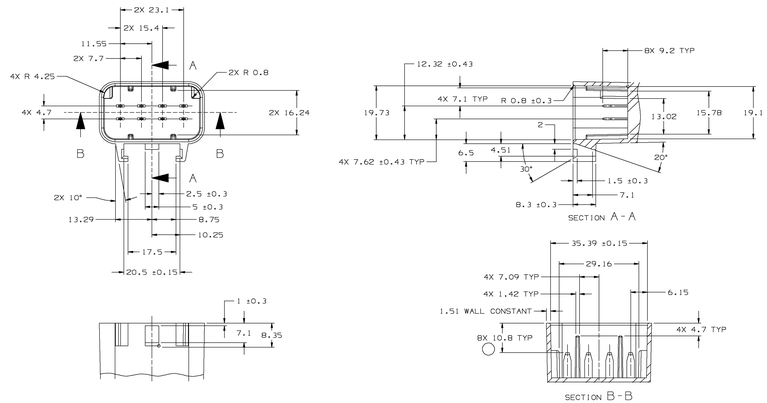

MATING CONNECTOR INFORMATION

NOTES:

1. UNLESS OTHERWISE SPECIFIED AND/OR INDICATED:
   DIMENSIONS ARE TO FACE OF VIEW SHOWN AND AUTOMATICALLY ROUNDED BY COMPUTER FOR INSPECTION. (SEE MATH MODEL FOR PRECISE DIMENSION)
   FOR ALL OTHER DIMENSIONS NOT SHOWN BUT REQUIRED FOR TOOL BUILD, SEE MATH MODEL FOR PRECISE TOOL PATH DATA.
   ALL RADII 0.40
   DRAFT IS 1° ON ALL OUTSIDE SURFACES
2. RECOMMENDED MATERIAL:
   GLASS FILLED NYLON OR POLYESTER.
3. WHEN USING THIS INFORMATION FOR A NEW DESIGN, REQUEST THE LATEST COPY OF THIS PRINT FROM DELPHI PACKARD ELECTRIC SYSTEMS.

SYMBOL DEFINITION		MISSING SYMBOLS
A DIMENSION WITHOUT AN INSPECTION REPORT SYMBOL (▭) DOES NOT REQUIRE INSPECTION. IT MAY BE CONTROLLED ON THE INDIVIDUAL COMPONENT DRAWING.	TOTAL NO OF INSPECTIONS REQUIRED	13
	LAST NO. USED	7

DWG STATUS				ZONE	REVISION HISTORY	AUTH	DR	APVD	WNO
DATE	STS	REV	N/P	CHG				1	2
03JL02	R	01	-	-	ALL PARTS - DIM 10.8 WAS 8.97	227190	EOV	EOV	RC

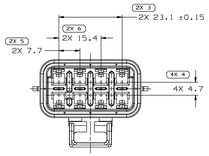

TYPE 101

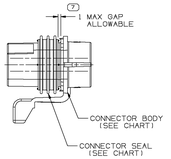

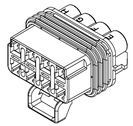

TYPE 101

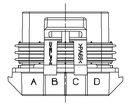

NOTES:

1. UNLESS OTHERWISE SPECIFIED AND/OR INDICATED:
   DIMENSIONS ARE TO FACE OF VIEW SHOWN AND AUTOMATICALLY ROUNDED BY COMPUTER FOR INSPECTION. (SEE MATH MODEL FOR PRECISE DIMENSION)
   FOR ALL OTHER DIMENSIONS NOT SHOWN BUT REQUIRED FOR TOOL BUILD, SEE MATH MODEL FOR PRECISE TOOL PATH DATA.
   CAVITIES ARE IDENTICAL.
   LOCKING FEATURES ARE IDENTICAL
2. MATING COMPONENTS:
   CONNECTOR 12146432 OR EQUIVALENT
   TERMINAL 12110845 OR EQUIVALENT
   SECONDARY TERMINAL LOCK 12146443 (TPA) OR EQUIVALENT
   SECONDARY LOCK 12129551 (CPA) OR EQUIVALENT
   CABLE SEAL 12089679 OR EQUIVALENT
3. WHEN PARTS ARE SHIPPED THEY MUST BE PACKED IN PLASTIC BAGS OR SHIPPING CONTAINERS MUST BE LINED WITH PLASTIC LINERS. BAGS OR LINERS MUST BE SEALED TO AVOID FOREIGN MATTER.
4. BACKGROUND LINES AND/OR RADII TANGENCY LINES MAY HAVE BEEN REMOVED FOR CLARITY.
5. SEALING CODE 3.

   DESIGN WILL PASS SALT FOG AND IMMERSION TEST AFTER CONDITIONING AS SPECIFIED IN ESA-644 (WEATHER-PACK), ESA-710 (METRI-PACK), ESA-650 (UNDERHOOD MICRO-PACK), C-4006 (WORLD CONNECTOR), ETC. - WHEN MATED TO MATING PART OR EQUIVALENT.

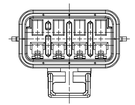

TYPE 102
SAME AS TYPE 101 EXCEPT AS SHOWN
MATING END

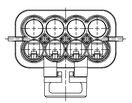

TYPE 102
CABLE END

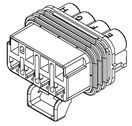

TYPE 102

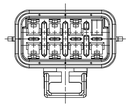

TYPE 105
SAME AS TYPE 101 EXCEPT AS SHOWN
MATING END

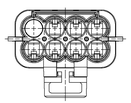

TYPE 105
CABLE END

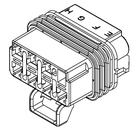

TYPE 105

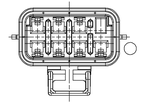

TYPE 103
SAME AS TYPE 101 EXCEPT AS SHOWN
MATING END

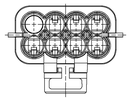

TYPE 103
CABLE END

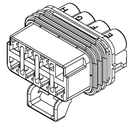

TYPE 103

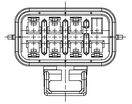

TYPE 106
SAME AS TYPE 101 EXCEPT AS SHOWN
MATING END

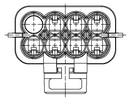

TYPE 106
CABLE END

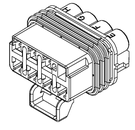

TYPE 106

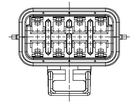

TYPE 104
SAME AS TYPE 101 EXCEPT AS SHOWN
MATING END

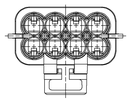

TYPE 104
CABLE END

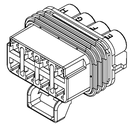

TYPE 104

PART NO	REV	N/P	STATUS	TYPE	BLOCKED CAVITIES	PART NO	MATERIAL SPECIFICATION AND COLOR	SEAL	MATING PART
							CONNECTOR		
15317611	B1	-		106	E	15317610	M3592012 PA66 HS IM GRA LT	12146444	12146432
15305229	A	-	OBSOLETE	105	E	15305228	R0071769 PA66 HS IM GRA LT	12146444	12146432
12176335	B1	-		104		12176334	M3592002 PA66 HS IM NAT	12146444	DEVICE
12146511	D1	-		102	E, F, G & H	12146509	M3592035 PA66 HS IM GRA MD	12146444	12146432
12146442	D1	-		103	E	12146441	M3592001 PA66 HS IM BLK	12146444	12146432

DRAWING NUMBER								
12146510								
SIZE	SCALE	FRAME NO	SHEET NO	STS	REV	N/P		
A1x3	2:1	2 OF 2	1 OF 1	R	01	-		

DIMENSIONAL RANGE (MM)							
FROM	0	>30	>6	>10	>100	>200	>400
TO	30	6	10	100	200	400	800
TOLERANCE UNLESS OTHERWISE SPECIFIED							
±0.13	±0.25	±0.4	±0.8	±1.6	±3.2	±4.8	±6.4
ANGULAR TOLERANCE ±2°							

(*) PROCESS SENSITIVE DIMENSION

DIMENSIONS ENCLOSED IN ( ) INDICATE REFERENCE DIMENSIONS AND NO TOLERANCE (WITH NO STATUS CHKD)

THIRD ANGLE PROJECTION

DO NOT SCALE

USE MATH DATA

THIS DRAWING IS IN ACCORDANCE WITH ASME Y14.5M-1994 UNLESS OTHERWISE SPECIFIED. ALL DIMENSIONS TO TOLERANCE AUTOMATIC (SEE). ALL DIMENSIONS TO CONNECTOR CAVITIES ARE TO THE CENTER OF THE CAVITY. ALL DIMENSIONS MUST NOT VARY WITH RELATIVENESS BETWEEN FEATURES TO EXTENT CAUSED BY ORIENTATION OR LOCATION TOLERANCES. DIMENSIONS ENCLOSED IN ( ) MUST BE MADE REPRODUCIBLE, REGARDLESS OF CAVITY REFERENCE.

DWG TYPE	PART DRAWING
STYLE	
VOLUME (CM³)	SYSTEM CODE
ROUTING	0900,6901

UNLESS OTHERWISE SPECIFIED

THIS DOCUMENT IS THE PROPERTY OF DELPHI PACKARD ELECTRIC SYSTEMS. IT IS TO BE RETURNED UPON REQUEST. REPRODUCTION WITHOUT WRITTEN PERMISSION IS PROHIBITED.

		DATE
DR		
APVDS	S. MARZO	12APR93
APVDF	S. MARZO	12APR93
APVDE	J. KOUNTZ	21JUN96
APVD4		
APVD5		

MATERIAL: SUBSTANCES OF CONCERN AND RECYCLED CONTENT PER DELPHI (DPW850) SEE DRAWING

REFERENCE

DRAWING NAME: TAXI ASM CONN F M/P 280 FLXLK SLD

DELPHI

DELPHI PACKARD ELECTRIC SYSTEMS
WARREN,OH

DRAWING NUMBER							
12146510							
SIZE	SCALE	FRAME NO	SHEET NO	STS	REV	N/P	
A1x3	2:1	2 OF 2	1 OF 1	R	01	-	

012641S1

Mouser Electronics

Authorized Distributor

Click to View Pricing, Inventory, Delivery & Lifecycle Information:

Aptiv:
12146511