SYMBOL DEFINITION		
A DIMENSION WITHOUT AN INSPECTION REPORT SYMBOL ( ) DOES NOT REQUIRE INSPECTION. IT MAY BE CONTROLLED ON THE INDIVIDUAL COMPONENT DRAWING.	TOTAL NO OF INSPECTIONS REQUIRED	89
	LAST NO. USED	36

MISSING SYMBOLS
31

DWG STATUS					ZONE	REVISION HISTORY	AUTH	DR	APVD 1	APVD 2
DATE	STG	REV	N/P	CHG						
18FE05	R	01	-	-		RELEASED	263909	HAM	HAM	MDM
18MY05	R	01	AA	-		UPDATED PDM ATTRIBUTES	268308	HAM	HAM	MDM
26AU05	R	01	AB	-		REVISED DIMS 21.98±0.2 WAS (21.98), 21.98±0.2 WAS (21.98), 64 WAS (64) & 7.7 MAX WAS (7.19); REMOVED DIM 31 AND ADDED DIM 36	271559	JBD	AUG	MDM
25JL06	R	01	AC	-		UPDATED PDM ATTRIBUTES	282795	JBD	AUG	EJH

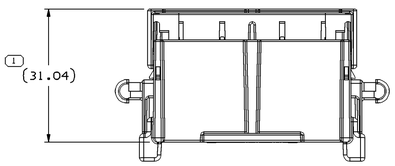

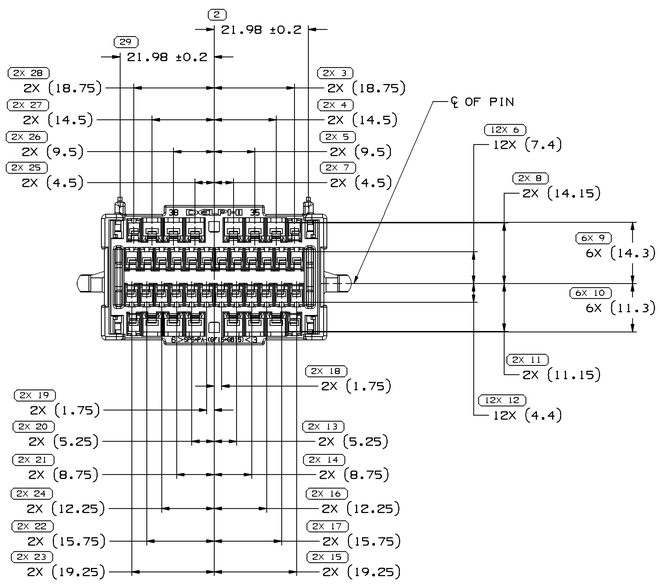

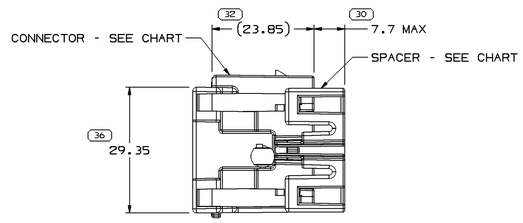

DELIVERY CONDITION
TO WIRE ASSEMBLY PLANT
SPACER PRE-STAGED POSITION
BEFORE TERMINALS

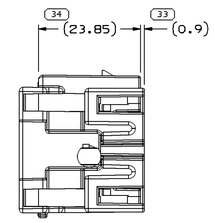

DELIVERY CONDITION
TO VEHICLE PLANT
SPACER FINAL POSITION
AFTER TERMINALS

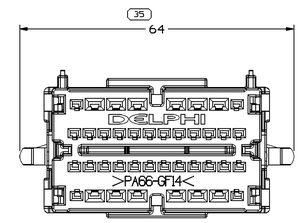

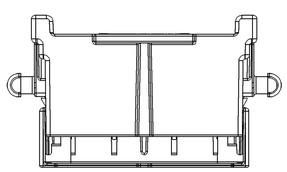

NOTES

1. UNLESS OTHERWISE SPECIFIED AND/OR INDICATED:

   DIMENSIONS ARE TO FACE OF VIEW SHOWN AND AUTOMATICALLY ROUNDED BY COMPUTER FOR INSPECTION (SEE MATH MODEL FOR PRECISE DIMENSIONS). FOR ALL OTHER DIMENSIONS NOT SHOWN BUT REQUIRED FOR TOOL BUILD, SEE MATH MODEL FOR PRECISE TOOL PATH DATA.

2. SEALING CODE O - UNSEALED

3. THIS PART ACCEPTS THE FOLLOWING COMPONENTS OR EQUIVALENT:

   CAVITIES 1,8,9-33 & 40 TO ACCEPT 10846793 (YAZAKI P/N 7116-4780-02) TERMINAL OR EQUIVALENT.
   MAX INSULATION CRIMP MUST BE LESS THAN 2.9MM HIGH AND 2.9MM WIDE.
   MAX CONDUCTOR (CORE) CRIMP SIZE MUST BE LESS THAN 1.7MM HIGH AND 2.55MM WIDE.
   CAVITIES 2-7 & 34-39 TO ACCEPT 15421766 (TYCO/AMP P/N 1326030-6) TERMINAL OR EQUIVALENT.
   MAX INSULATION CRIMP MUST BE LESS THAN 4MM HIGH AND 4MM WIDE.
   MAX CONDUCTOR (CORE) CRIMP SIZE MUST BE LESS THAN 2MM HIGH AND 3.55MM WIDE.

4. REFERENCE MATING COMPONENTS OR EQUIVALENT:

   ASSEMBLY 13521075

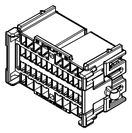

13521076	13521014	13515387
PART NO	CONNECTOR	SPACER

(N/A) PROCESS SENSITIVE DIMENSION

DIMENSIONS ENCLOSED IN ( ) INDICATE REFERENCE DIMENSIONS AND NO TOLERANCE LIMITS ARE ESTABLISHED

DIMENSIONAL RANGE (MM)												
FROM	> 0	> 20	> 30	> 70	>100	>150	>200	>250	>300			
TO	20	30	70	100	150	200	250	300	400			
TOLERANCE UNLESS OTHERWISE SPECIFIED												
	±0.15	±0.2	±0.3	±0.4	±0.5	±0.6	±0.8	±1	±1.2			
ANGULAR TOLERANCE ±2°												

CHART E1

THIRD ANGLE PROJECTION

DO NOT SCALE

USE MATH DATA

UNIGRAPHICS

DWG TYPE: PART DRAWING

STYLE

VOLUME (CU") | DISTR CODE: D

UNLESS OTHERWISE SPECIFIED

THIS DOCUMENT IS IN ACCORDANCE WITH ASME Y14.5M-1994 AS AMENDED BY THE GM GLOBAL DIMENSIONING AND TOLERANCING ADDENDUM-2001. SEPARATE PATTERNS OF FEATURES MAY BE BASED SEPARATELY REGARDLESS OF DATUM REFERENCES.

ALL DIMENSIONS ARE IN MILLIMETERS

REFERENCE: 13515388

DELPHI

DELPHI PACKARD ELECTRIC SYSTEMS
WARREN, OH

		DATE
DR		
APVD1	HOLLY A. MEEKER	18FE05
APVD2	HOLLY A. MEEKER	18FE05
APVD3	M.D. MCEOWEN	18FE05
APVD4		
APVD5		

SUBSTANCES OF CONCERN AND RECYCLED CONTENT PER DELPHI (094900)

MATERIAL: N/A

DRAWING NAME: ASM CONN 40 F RECEPTACLE 1.5 2.8

DRAWING NUMBER: 13521076

SIZE	SCALE	FRAME NO	SHEET NO	STG	REV	N/P
A0	2:1	1 OF 1	1 OF 1	R	01	AC

User: 115570
Form: DPS-176-CUS01-S01
Messages:
Date: 27-Jul-06 Time: 12:53

Mouser Electronics

Authorized Distributor

Click to View Pricing, Inventory, Delivery & Lifecycle Information:

Aptiv:
13521014