
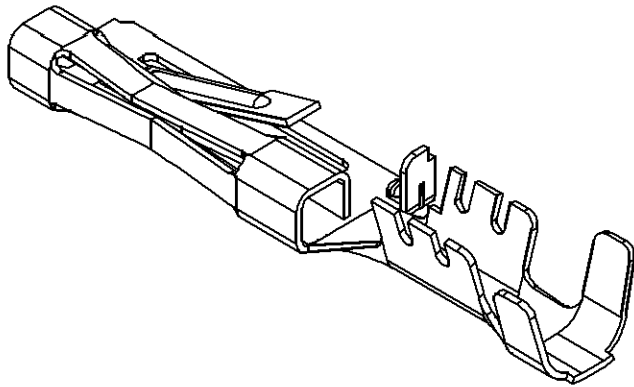


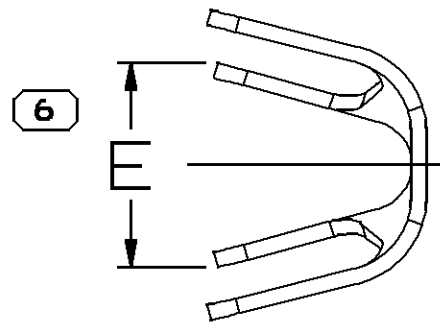
SYMBOL DEFINITION		
A DIMENSION WITHOUT AN INSPECTION REPORT SYMBOL  DOES NOT REQUIRE INSPECTION. IT MAY BE CONTROLLED ON THE INDIVIDUAL COMPONENT DRAWING.	TOTAL NO OF INSPECTIONS REQUIRED	6
	LAST NO. USED	6

MISSING SYMBOLS	
NO MISSING SYMBOL NUMBER	

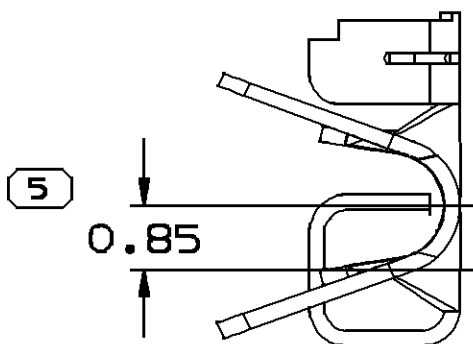
DWG STATUS				ZONE	REVISION HISTORY		AUTH	DR	1	
DATE	STG	REV	N/P						APVD 1	APVD 2
29JA02	R	14	-	-	ALL PARTS - WERE SEPARATE DRAWINGS AND REDRAWN TO PD		219962	JAA	JAA	BTG
070C03	R	15	-	-	15317755 - UPDATED PDM ATTRIBUTES		246976	ADK	BB	DMB
250C04	R	16	-	-	15317755 - REV LEVEL FOR AUTHORITY CHANGE NUMBER 246976 WAS 4		260518	TLD	TLD	ET
21JL05	R	17	-	-	12146447-48 - CREATED NISSAN CUSTOMER PART DRAWING		265749	JTV	FKV	TAV
21JL05	R	18	-	-	ALL PARTS - UPDATED PDM ATTRIBUTES		268616	JTV	FKV	MB
15AU05	R	19	-	-	ALL PARTS - UPDATED PDM ATTRIBUTES		271317	CCV	FRG	MB



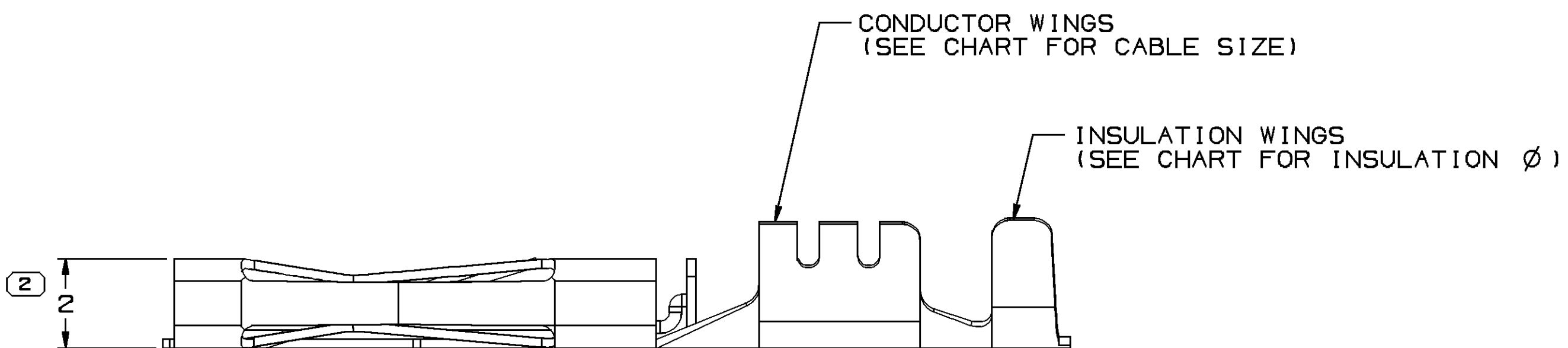
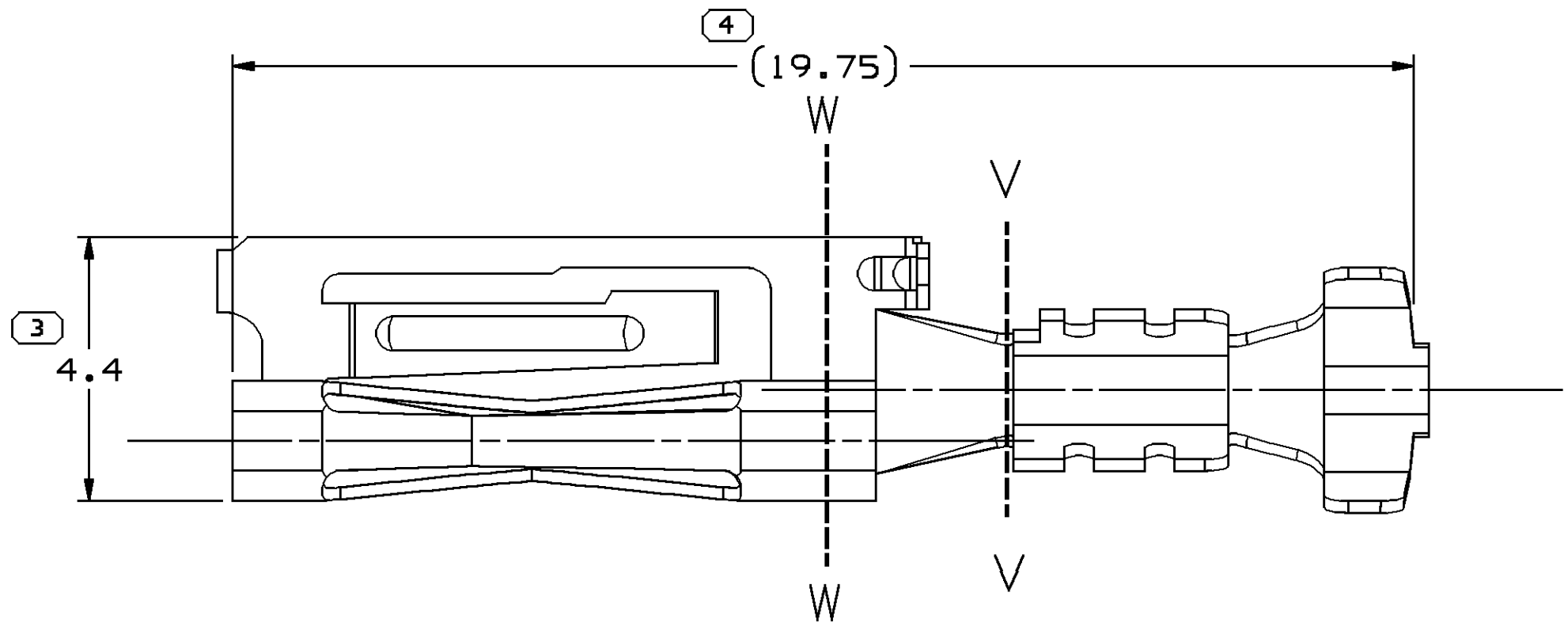
VIEW SCALE DOES NOT REFLECT ACTUAL PART SIZE



VIEW TO V-V  
WING CONSTRUCTION 1



VIEW TO W-W  
WING CONSTRUCTION 2



#### NOTES

- UNLESS OTHERWISE SPECIFIED AND/OR INDICATED:  
DIMENSIONS ARE TO FACE OF VIEW SHOWN AND AUTOMATICALLY ROUNDED BY COMPUTER FOR INSPECTION (SEE MATH MODEL FOR PRECISE DIMENSIONS). FOR ALL OTHER DIMENSIONS NOT SHOWN BUT REQUIRED FOR TOOL BUILD, SEE MATH MODEL FOR PRECISE TOOL PATH DATA.
- "PXX" INDICATES "P" PLUS LAST TWO DIGITS OF MAKE DIE SERIES NUMBER (P01, P02, P03, ETC).
- REFERENCE MATING COMPONENTS OR EQUIVALENT:  
PIN 12020762
- DO NOT PROBE, TEST OR OTHERWISE CONTACT THE INTERIOR REGION (THE SPRING OR ANY MOVING PART) OF THIS TERMINAL. SEVERE DAMAGE CAN OCCUR, COMPROMISING THE PERFORMANCE OF THE ELECTRICAL INTERFACE.

15317755	03	AD	-	0.203 X 26.97	M3638488 CDA 70250 TMOO	0.5 - 0.35	21	2.2	702	2	2.1 ±0.2
12146448	03	AC	-	0.203 X 26.97	M3638488 CDA 70250 TMOO	1 - 0.8	17	2.3	701	1	2.7 ±0.2
12146447	03	AC	-	0.203 X 26.97	M3638488 CDA 70250 TMOO	0.5 - 0.35	21	2.2	702	2	2.1 ±0.2
PART NO	REV	N/P	STATUS	MAT'L SIZE	MAT'L SPEC	SIZE (MM <sup>2</sup> )	ID	Ø MAX	TYPE	WING CONST	E

6 PROCESS SENSITIVE DIMENSION	
DIMENSIONS ENCLOSED IN ( ) INDICATE REFERENCE DIMENSIONS AND NO TOLERANCE LIMITS ARE ESTABLISHED	
DIMENSIONAL RANGE (MM)	CHART D
FROM 0 TO 12	> 12
TOLERANCE UNLESS OTHERWISE SPECIFIED	
±0.1	±0.2
ANGULAR TOLERANCE	±2°

DWG TYPE PART DRAWING	
STYLE	
VOLUME (CM <sup>3</sup> )	DISTR CODE
UNLESS OTHERWISE SPECIFIED THIS DOCUMENT IS IN ACCORDANCE WITH ASME Y14.5M-1994 AS AMENDED BY THE 9M GLOBAL DIMENSIONING AND TOLERANCING ADDENDUM-2001. SEPARATE PATTERNS OF FEATURES MAY BE GAGED SEPARATELY REGARDLESS OF DATUM REFERENCES.	
ALL DIMENSIONS ARE IN MILLIMETERS	
THIRD ANGLE PROJECTION	DO NOT SCALE
USE MATH DATA	UNIGRAPHICS

DELPHI	
DELPHI PACKARD ELECTRIC SYSTEMS WARREN, OH	
DR	DATE
APVD1 J.S. ALVARADO	29JA02
APVD2 J.S. ALVARADO	30JA02
APVD3 B. GEISLER	01FE02
APVD4	
APVD5	
SUBSTANCES OF CONCERN AND RECYCLED CONTENT PER DELPHI 10949001	
MATERIAL SEE CHART	
DRAWING NAME TAXI TERM F MIC/P 100	
DRAWING NUMBER 12020760	
SIZE A1	SCALE 10:1
FRAME NO 1 OF 1	SHEET NO 7 OF 7
STG R	REV 19
N/P	-

# Mouser Electronics

Authorized Distributor

Click to View Pricing, Inventory, Delivery & Lifecycle Information:

[Aptiv:](#)

[12146448-L](#) [12146447-L](#)