
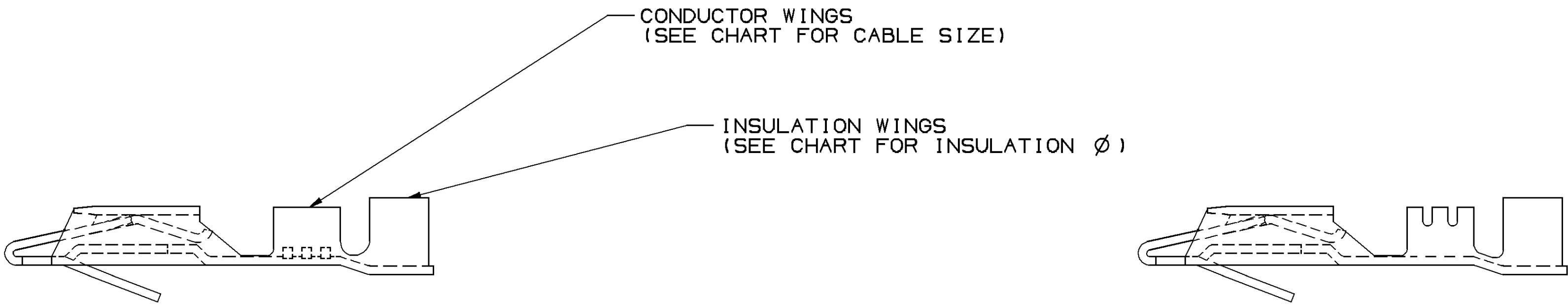
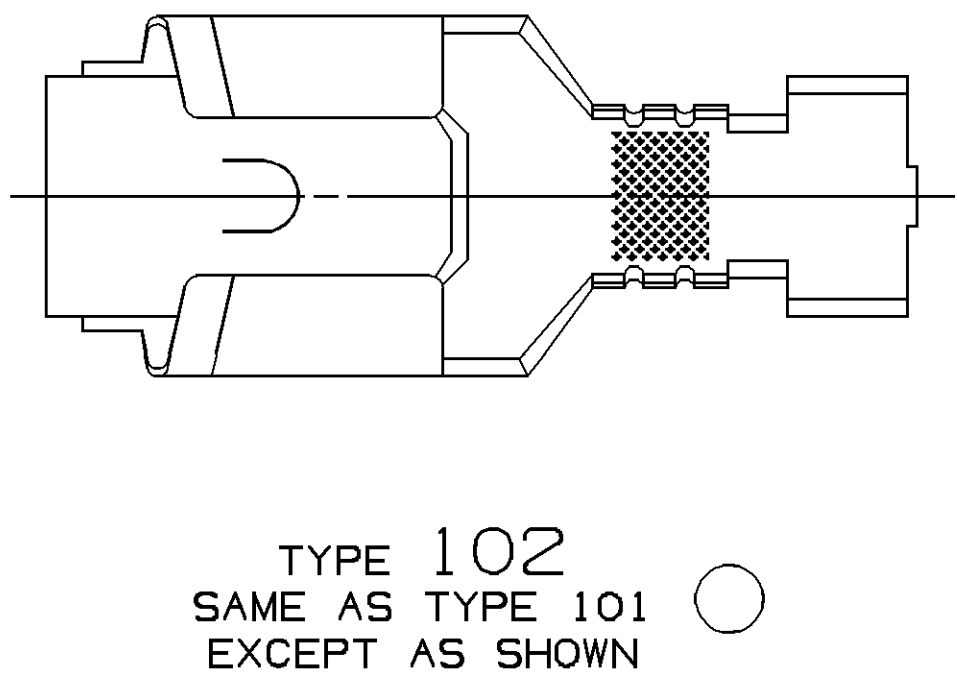
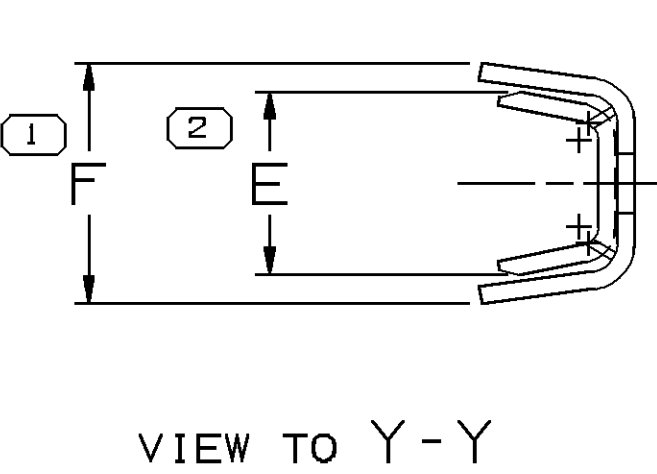
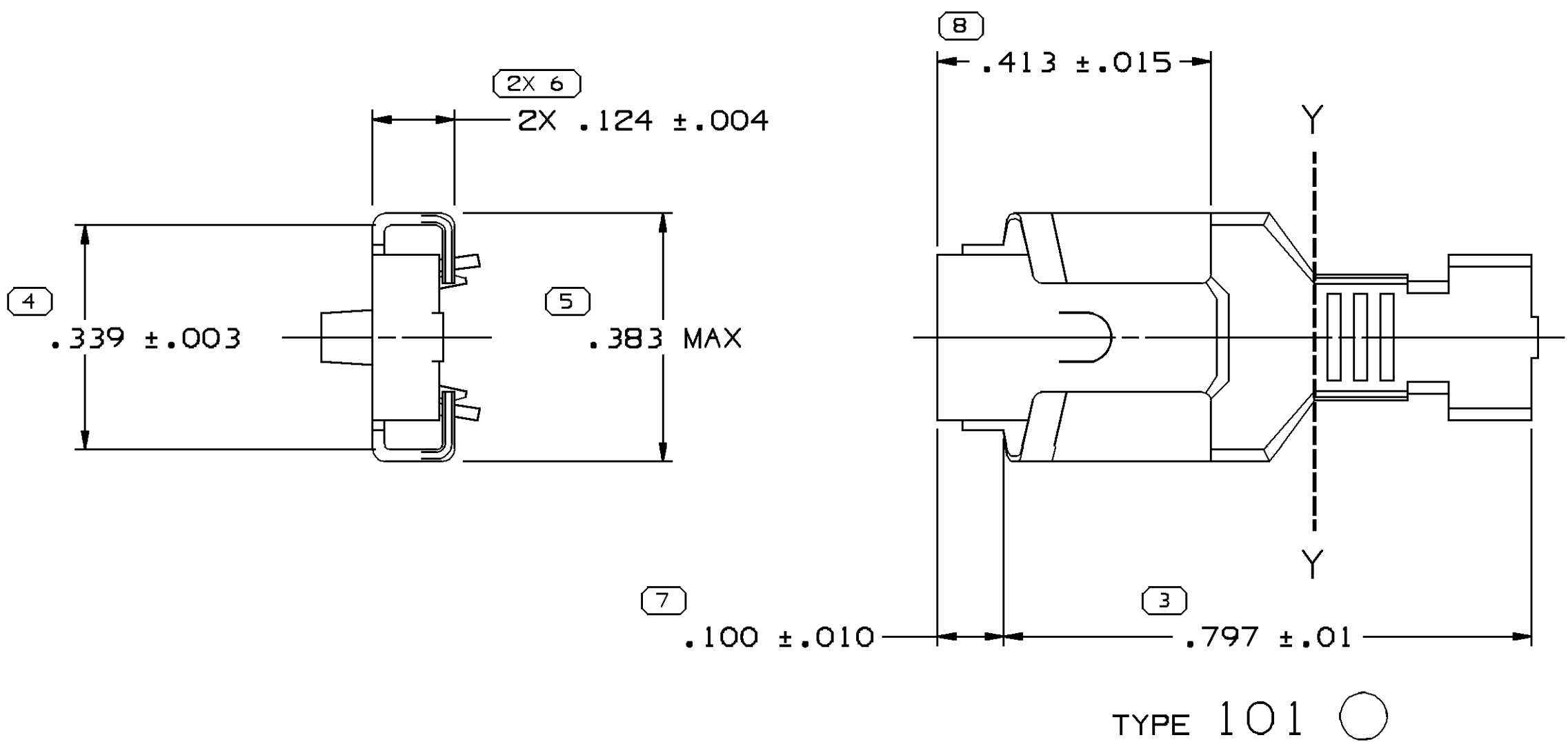


SYMBOL DEFINITION		
A DIMENSION WITHOUT AN INSPECTION REPORT SYMBOL  DOES NOT REQUIRE INSPECTION. IT MAY BE CONTROLLED ON THE INDIVIDUAL COMPONENT DRAWING.	TOTAL NO OF INSPECTIONS REQUIRED	9
	LAST NO. USED	8

MISSING SYMBOLS				DWG STATUS		ZONE	REVISION HISTORY		AUTH	DR	APVD 1	APVD 2
NO MISSING SYMBOL NUMBER				DATE	STG	REV	N/P	CHG				
				12N003	R	01	-	-				
				17MR04	R	02	-	-				
				29N006	R	03	-	-				



NOTES

- UNLESS OTHERWISE SPECIFIED AND/OR INDICATED: DIMENSIONS ARE TO FACE OF VIEW SHOWN AND AUTOMATICALLY ROUNDED BY COMPUTER FOR INSPECTION (SEE MATH MODEL FOR PRECISE DIMENSIONS). FOR ALL OTHER DIMENSIONS NOT SHOWN BUT REQUIRED FOR TOOL BUILD, SEE MATH MODEL FOR PRECISE TOOL PATH DATA.
- "PXX" INDICATES "P" PLUS LAST TWO DIGITS OF MAKE DIE SERIES NUMBER (P01, P02, P03, ETC).

				.018X1.500		12033980	A2	-		M1573068	102	0.8-0.5	3.13-2.03	19	X	-	.125	.195
				.018X1.500		12033979	A2	-		M1573068	102	0.8-0.5	3.13-2.03	19	-	X	.125	.195
12033977	A		OBSOLETE	.018X1.500	M1403068	12033978	A2	-		M1573068	102	0.8-0.5	3.13-2.03	19	X	X	.125	.195
				.018X1.500		12015685	D	-	OBSOLETE	M1573068	101	0.8-0.5	3.13-2.69	19	X	-	.135	.185
				.018X1.500		06288815	AH	2		M1573068	101	TWO 0.8-0.5	2.40-2.03	2.19	-	X	.190	.250
				.018X1.500		06288814	AJ	-	OBSOLETE	M1573068	101	0.8-0.5	2.40-2.03	19	-	X	.135	.175
				.018X1.500		06288811	AG	-	OBSOLETE	M1573068	101	TWO 2.0-1.0	3.97-3.36	2.15	-	X	.230	.385
				.018X1.500		06288810	AG	2		M1573068	101	TWO 2.0-1.0	3.05-2.48	2.15	-	X	.230	.305
				.018X1.500		06288809	AH	2		M1573068	101	2.0-1.0	3.97-3.36	15	-	X	.155	.230
				.018X1.500		06288808	AH	2		M1573068	101	2.0-1.0	3.05-2.48	15	-	X	.155	.185
				.018X1.500		06288785	AH	-	OBSOLETE	M1573068	101	0.8-0.5	3.13-2.69	19	X	X	.135	.185
02984149	AG		OBSOLETE	.018X1.500	M1403068	02984008	AG	2		M1573068	101	TWO 2.0-1.0	3.97-3.36	2.15	X	X	.230	.385
02984148	AH		OBSOLETE	.018X1.500	M1403068	02977448	AH	2		M1573068	101	2.0-1.0	3.97-3.36	15	X	X	.155	.230
02973105	AH		OBSOLETE	.018X1.500	M1403068	02973216	AH	2		M1573068	101	2.0-1.0	3.05-2.48	15	X	X	.155	.185
02973104	AG		OBSOLETE	.018X1.500	M1403068	02973215	AG	2		M1573068	101	TWO 2.0-1.0	3.05-2.48	2.15	X	X	.230	.305
02973236	AJ		OBSOLETE	.018X1.500	M1403068	02965805	AJ	-	OBSOLETE	M1573068	101	0.8-0.5	2.4-2.03	19	X	X	.135	.175
02973235	AH		OBSOLETE	.018X1.500	M1403068	02965806	AH	2		M1573068	101	TWO 0.8-0.5	2.4-2.03	2.19	X	X	.190	.250
PART NO	REV	N/P	STATUS	MAT'L SIZE	MAT'L SPEC	PART NO	REV	N/P	STATUS	MAT'L SPEC	TYPE	SIZE (MM²)	DIA (MM)	ID	NIB	TANG	E±.015	F±.015
UNPLATED						TIN PLATED						CABLE			FEATURES			

6 PROCESS SENSITIVE DIMENSION	
DIMENSIONS ENCLOSED IN () INDICATE REFERENCE DIMENSIONS AND NO TOLERANCE LIMITS ARE ESTABLISHED	
DIMENSIONAL RANGE (IN)	CHART J
FROM 0	>.500
TO .500	
TOLERANCE UNLESS OTHERWISE SPECIFIED	
±.005	±.010
ANGULAR TOLERANCE	±2°

DWG TYPE PART DRAWING	
STYLE	
VOLUME (CM³)	DISTR CODE D
UNLESS OTHERWISE SPECIFIED THIS DOCUMENT IS IN ACCORDANCE WITH ASME Y14.5M-1994 AS AMENDED BY THE 2018 GLOBAL DIMENSIONING AND TOLERANCING ADDENDUM-2001. SEPARATE PATTERNS OF FEATURES MAY BE OMBED SEPARATELY REGARDLESS OF DATUM REFERENCES.	
ALL DIMENSIONS ARE IN INCHES	
THIRD ANGLE PROJECTION	DO NOT SCALE
USE MATH DATA	UNIGRAPHICS

DELPHI	
DELPHI PACKARD ELECTRIC SYSTEMS WARREN, OH	
DR	DATE
APVD1 LUIS ORDUNA A.	12N003
APVD2 FCO. W. KOPCA	14N003
APVD3 RICHARD DICINTIO	26N003
APVD4	
APVD5	
SUBSTANCES OF CONCERN AND RECYCLED CONTENT PER DELPHI 10949001	
MATERIAL SEE CHART	
DRAWING NAME TAXI TERM F 59 SERIES	
DRAWING NUMBER 02962867	
SIZE A1	SCALE 5:1
FRAME NO 1 OF 1	SHEET NO 1 OF 3
STG R	REV 03
N/P -	

Mouser Electronics

Authorized Distributor

Click to View Pricing, Inventory, Delivery & Lifecycle Information:

[Aptiv:](#)

[12033978-L](#) [12033978-CT](#)