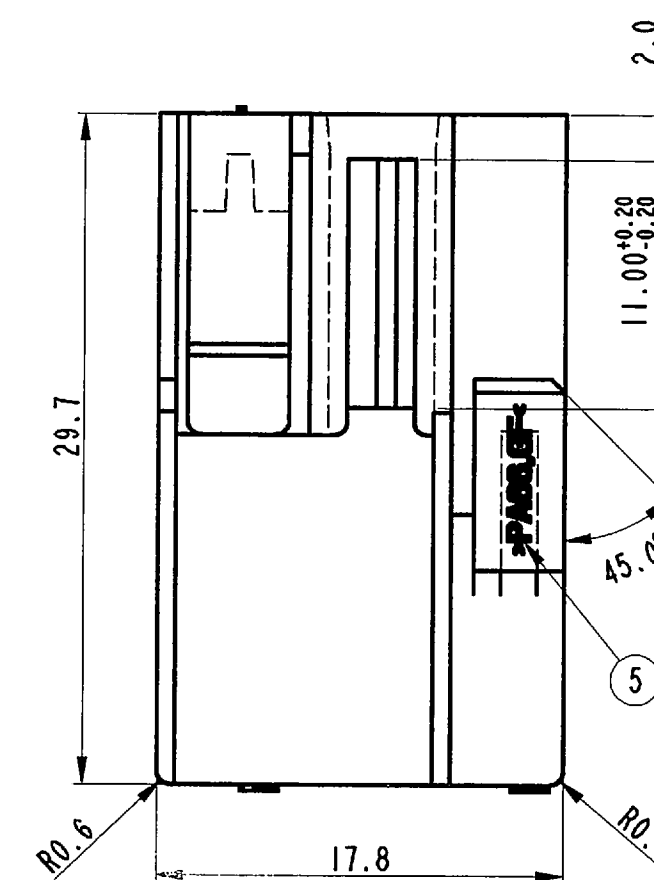
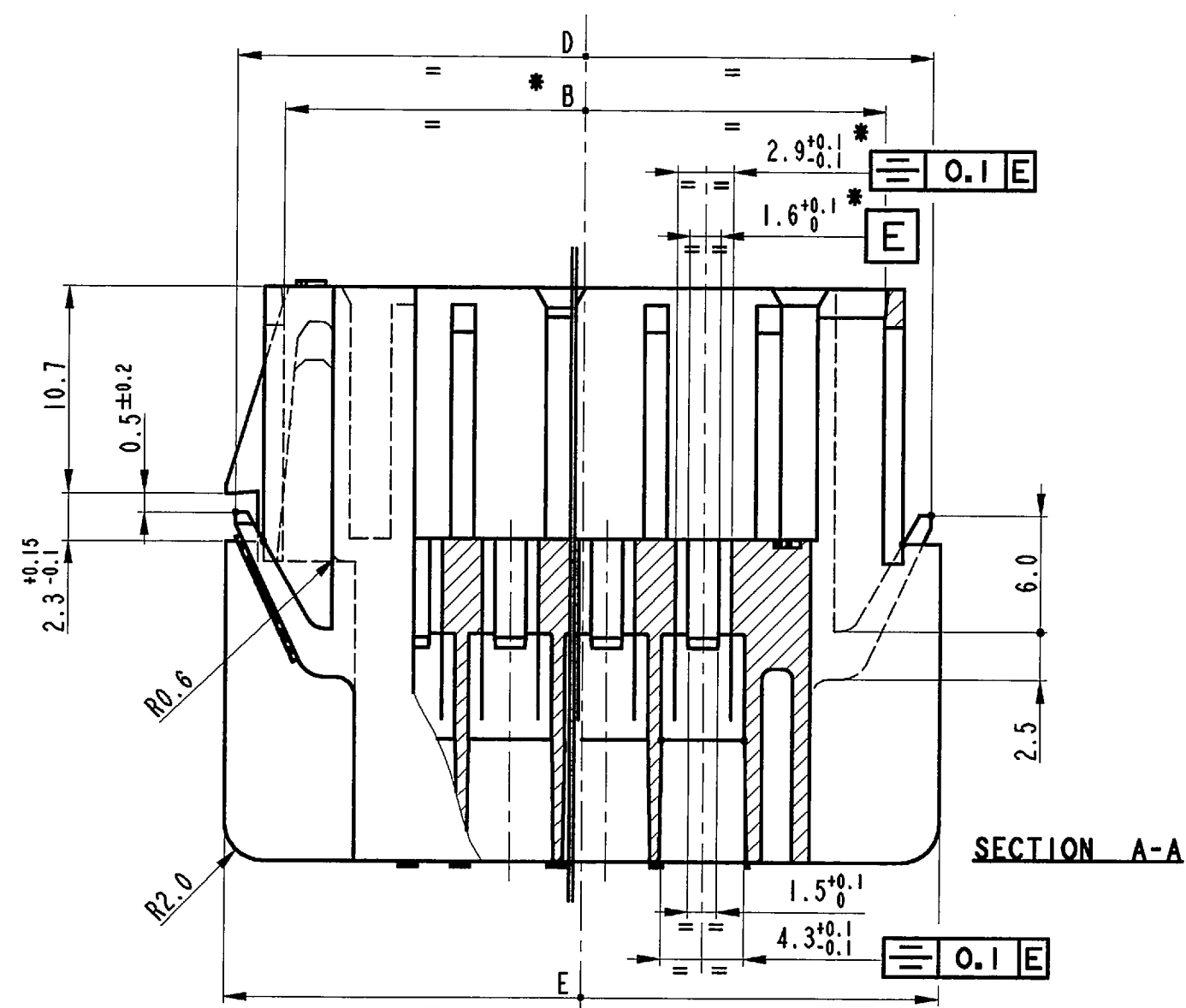
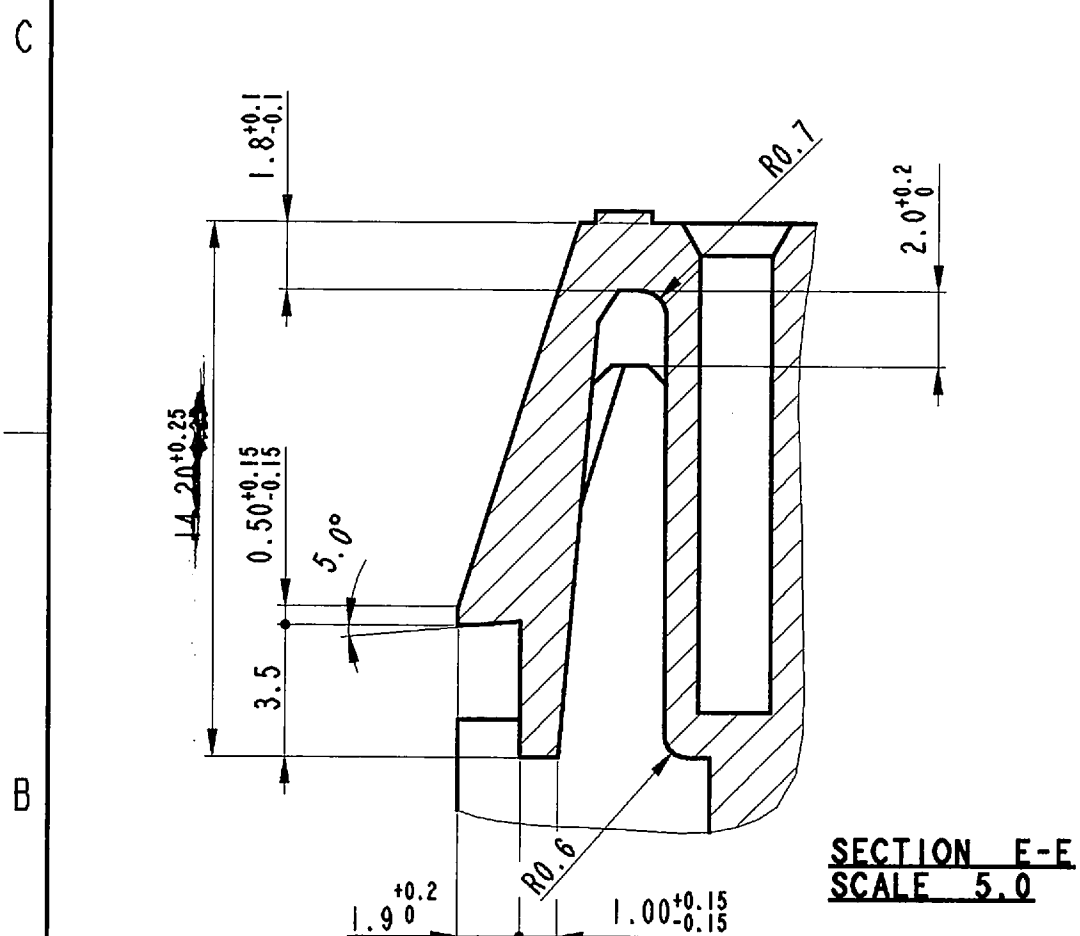
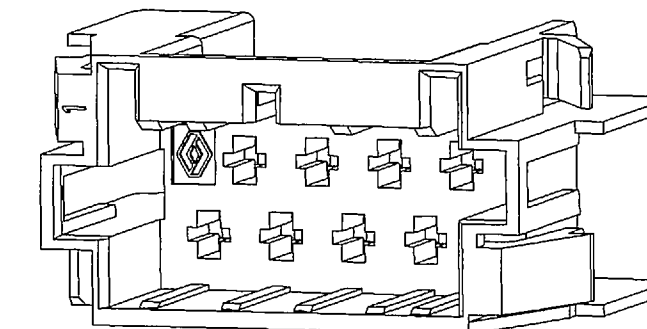
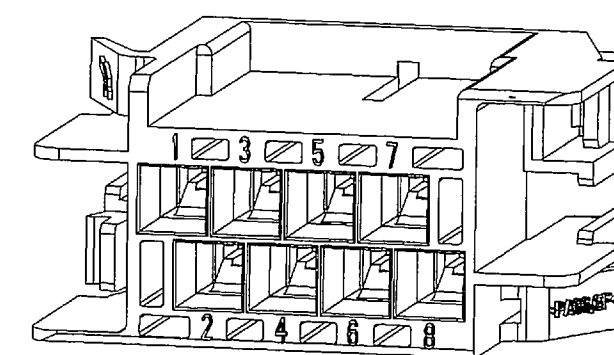


NOTES:

- ① Logo F.C.I. selon spec. IPS 097 , type 2 , hauteur 3 mm , surepaisseur 0.3 mm.
- ② Reperage N° de voie hauteur 1.7 mm ; surepaisseur 0.3 mm.
- ③ Logo RENAULT selon spec. RENAULT V.I. 00-10-501/--B , type 3 (simple) hauteur 3 mm , surepaisseur 0.3 mm.
- ④ Nb identification emprente hauteur 2 mm , surepaisseur 0.3 mm.
- ⑤ Marquage materiau hauteur 3 mm, surepaisseur 0.3 mm.
- ⑥ Code data production hauteur 3 mm , surepaisseur 0.3 mm, voir spec. F.C.Italie n° IPS 105.
- 7 Degré d'inflammabilité selon la norme FMVSS 302 :  
50  $\div$  70 mm/1' pour epaisseur 1.0 mm.




● COTES SUJETES A CONTROLS DES CAPABILITES (CPK).

### \* COTES FONCTIONNELLES

A	31/05/12	ECN 12-00684 Removed master column	GB - MC
06	15/11/96	Ajournement	R.R. Co
05	25/03/96	Ajournement	R.R.
04	18/10/95	Ajournement	R.R.
03	04/05/95	Ajournement	R.R.
02	21/02/95	Ajournement	R.R.
01	12/01/95	Ajournement	R.R.

<p>This is our exclusive property. It is not to be copied, reprinted or disclosed to a third party nor used for manufacturing, without our written consent. And has to be returned in case of not usage.</p>	<p>Questo disegno e' di n. esclusiva proprieta'. Non puo' essere copiato, ne riprodotto, ne trasmesso a terzi o utilizzato per la fabbricazione senza la n. autorizzazione scritta. Deve essere restituito nel caso non sia utilizzato.</p>
--	---

All dimensions in mm	European projection Proiezione europea		Dimensioni in mm
The underlining are not on scale	Le dimensioni sottolineate non sono in scala		
<b>TOLERANCES</b> Unless otherwise specified	1 dec. 2 dec. Angles	± 0.2 ± 0.1 ±	1 dec. 2 dec. Angoli
	<b>TOLLERANZE</b> Salvo istruzioni contrarie.		

← MANUFACTURING CRITICAL POINT

© CRITICAL      ① IMPORTANT

Approvals	Date	Sign.
Draft	11/10/94	C.SAVINI
Cheched	11/10/94	A.GENTA

References / Riferimenti	EPT 93004
--------------------------	-----------

Description : PORTE LANGUETTES RT 94  
(PLAN DEFINITION CLIENT)

Material / materiale PA66 15% FIBRE DE VERRE

Plating / Trattamento galvanico

Cat. Nr : VOIR PLANCHE 2 DE 2

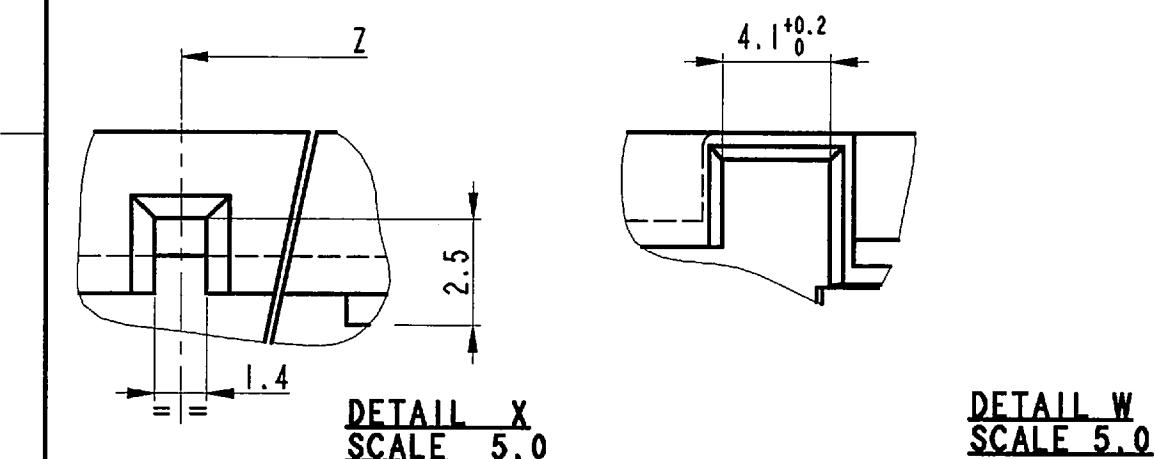


**FRAMATOME CONNECTORS  
INTERNATIONAL**  
Framatome Connectors Italia S.p.A.

SCALE

5:1

Drawing Nr : BPD307840.1-2.06

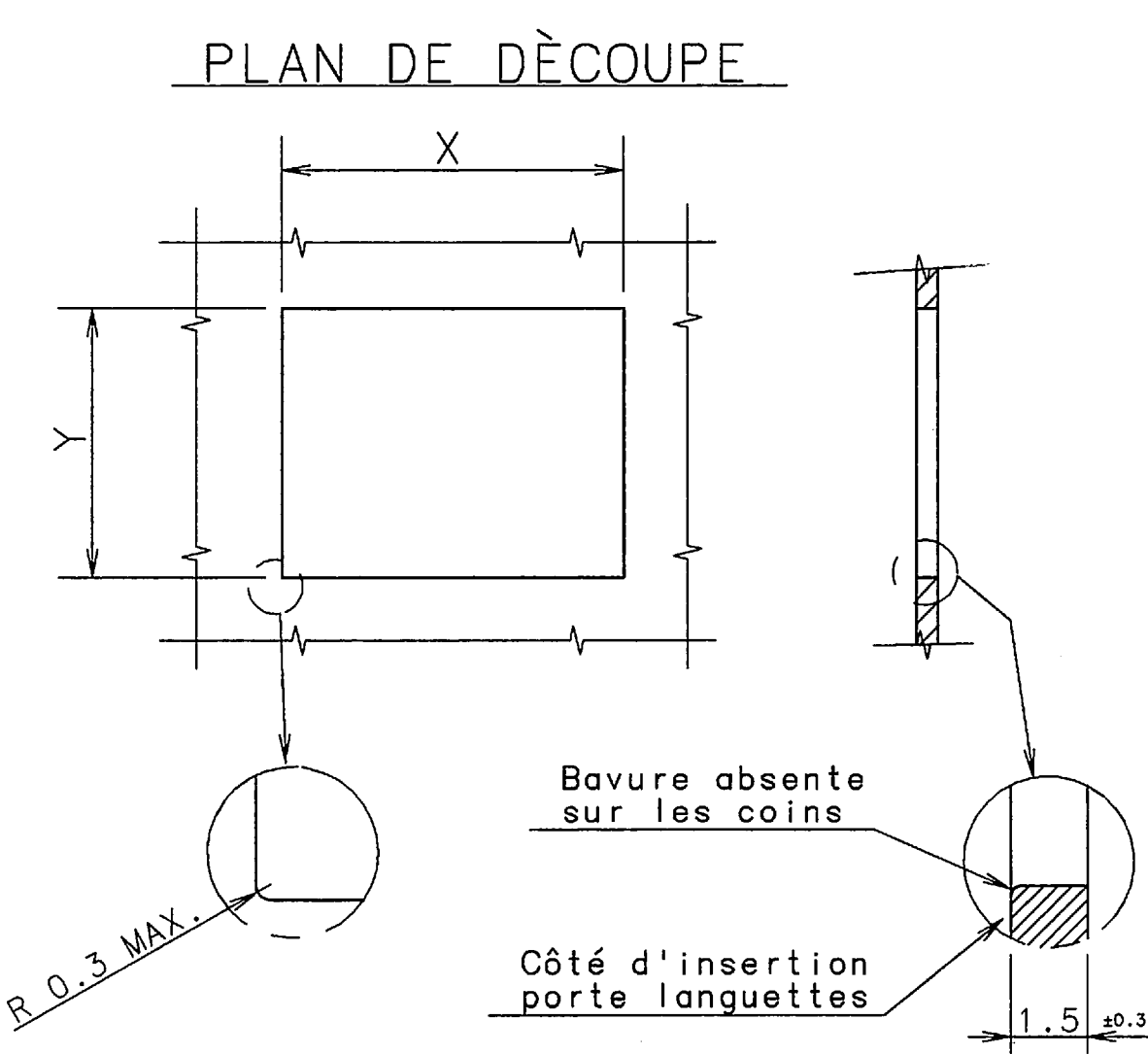


16	35.0	51.1	52.9	56.0	57.0	43.6	44.2	500
8	15.0	31.1	32.9	36.0	37.0	23.6	24.2	1000
4	5.0	21.1	22.9	26.0	27.0	13.6	14.2	1500
2	—	16.1	17.9	21.0	22.0	8.6	9.2	1500
NB. DE VOIES	A $\pm 0.15$	B $^{+0.25}_0$	C $^{+0.1}_{-0.3}$	D $\pm 0.3$	E	F	G $\pm 0.1$	COND <sup>I</sup>

PLAN D' ASSEMBLAGE 5010293038

TYPE	CODAGES	Nb.DE VOIES	Z±0.2	COULEUR	CODE F.C.I.	CODE R.V.I.	POIDS EN GRAMMES
J		2	—	NOIR	RT94RH02BK*T	5010214474	3.7
A		2	3.35	BLANC	RT94RH02WH*T	5010214475	3.7
B		2	5.85	GRIS	RT94RH02GY*T	5010214476	3.7
J		4	—	NOIR	RT94RH04BK*T	5010214482	3.7
A		4	3.35	BLANC	RT94RH04WH*T	5010214483	4.6
B		4	5.85	GRIS	RT94RH04GY*T	5010214484	4.6
C		4	8.35	JAUNE	RT94RH04YE*T	5010214485	4.6
A		8	3.35	BLANC	RT94RH08WH*T	5010214497	6.6

TYPE	CODAGES	Nb.DE VOIES	Z±0.2	COULEUR	CODE F.C.I.	CODE R.V.I.	POIDS EN GRAMMES
B		8	5.85	GRIS	RT94RH08GY*T	5010214498	6.6
C		8	8.35	JAUNE	RT94RH08YE*T	5010214499	6.6
G		8	18.35	VIOLET	RT94RH08VL*T	5010214503	6.6
E		8	13.35	ROUGE	RT94RH08RD*T	5010214501	6.6
H		8	10.85	MARRON	RT94RH08BN*T	5010214504	6.6



	2 VOIES	4 VOIES	8 VOIES
Dim. X	18.4 $\pm 0.15$	23.4 $\pm 0.15$	33.4 $\pm 0.15$
Dim. Y	18.4 $\pm 0.15$	18.4 $\pm 0.15$	18.4 $\pm 0.15$

A	31/05/12	ECN 12-00684 Removed master column	GB - MC
06	15/11/96	Ajournement	R.R.
05	25/03/96	Ajournement	R.R.
04	18/10/95	Ajournement	R.R.
03	04/05/95	Ajournement	R.R.
02	21/02/95	Ajournement	R.R.
01	12/01/95	Ajournement	R.R.
REV.	DATE	DESCRIPTION	BY
MATERIAU / MATERIALE PA66 15% FIBRE DE VERRE			
Questo disegno è di nostra esclusiva proprietà. Non può essere copiato, né riprodotto, né trasmesso a terzi o utilizzato per la fabbricazione senza la nostra autorizzazione scritta. Deve essere restituito nel caso non sia utilizzato. This is our exclusive property. It is not to be copied, reprinted or disclosed to a third party nor used for manufacturing, without our written consent, and has to be returned in case of not usage.			
TOLERANCES NON SPECIFIES		1DEC $\pm 0.2$ 2DEC $\pm 0.1$ ANGLES $\pm 1^\circ$	1DEC $\pm 0.2$ 2DEC $\pm 0.1$ ANGOLI
TOUTES DIMENSIONS EN mm		TOLLERANZE SALVO ISTRUZIONI CONTRARIE	
		DIMENSIONI IN MM	
THE UNDERLINED DIMENSIONS ARE NOT ON SCALE		LE DIMENSIONI SOTTOLINEATE NON SONO IN SCALA	
REFERENCES / RIFERIMENTI EPT93004			
DESSIN		DATE	SIGN.
VERIFICATION		11.10.94	C.SAVINI
		11.10.94	A.GENTA
← MANUFACTURING CRITICAL POINT			
© CRITICAL      ① IMPORTANT			
PORTE LANGUETTES RT94 (PLAN DEFINITION CLIENT)			
CAT. No. VOIR PLANCHE			
FRAMATOME CONNECTORS INTERNATIONAL FCI Framatome Connectors Italia S.p.A.			ECH :
PLAN N° BPD307840.2_2.06			

# Mouser Electronics

Authorized Distributor

Click to View Pricing, Inventory, Delivery & Lifecycle Information:

[Aptiv:](#)

[RT94RH08VLT](#) [RT94RH04BKT](#) [RT94RH08WHT](#) [RT94RH08WHT-B](#) [RT94RH08VLT-B](#)