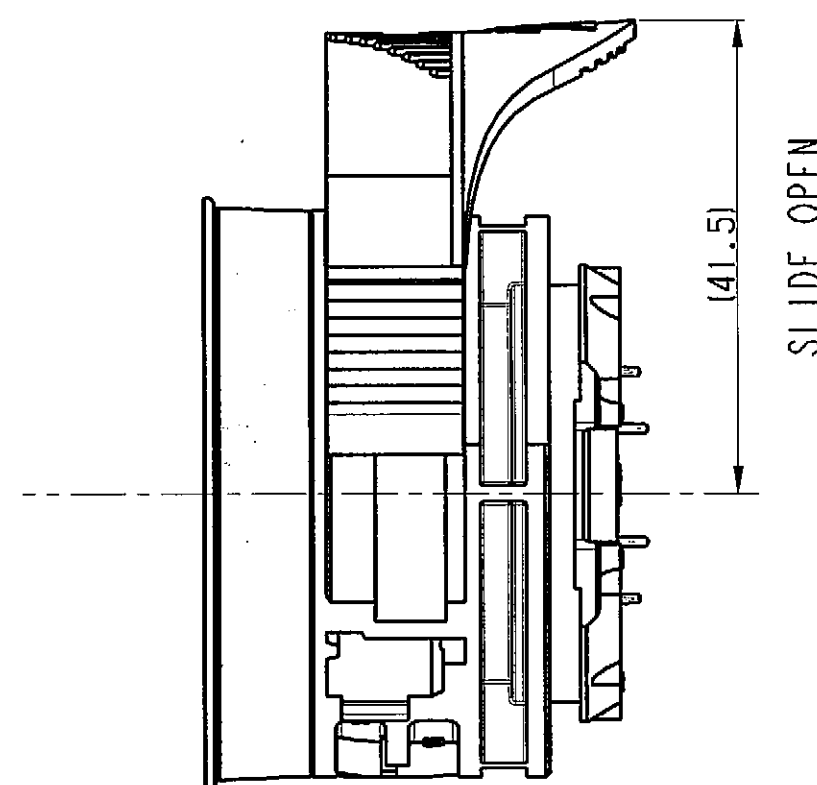
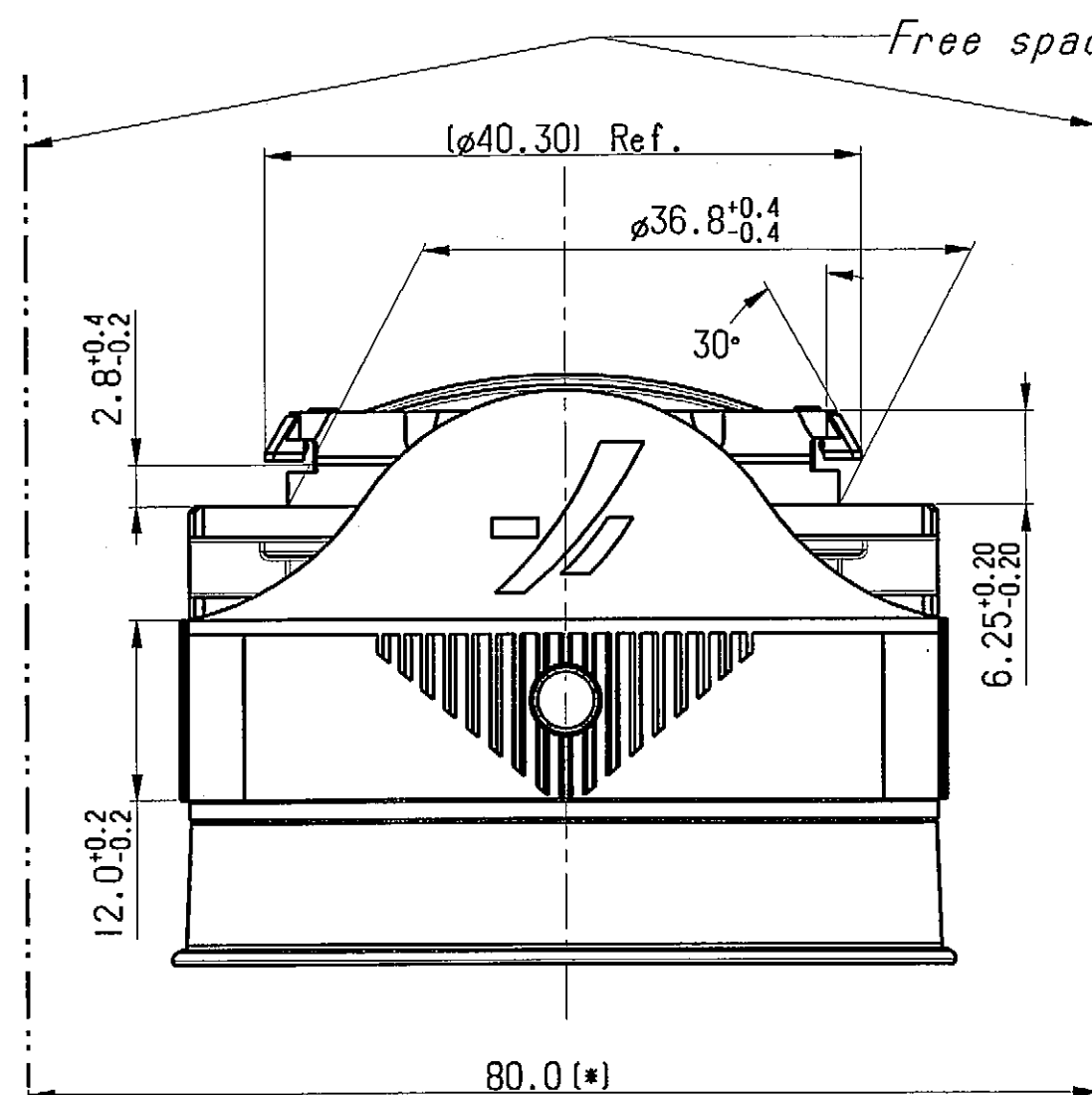
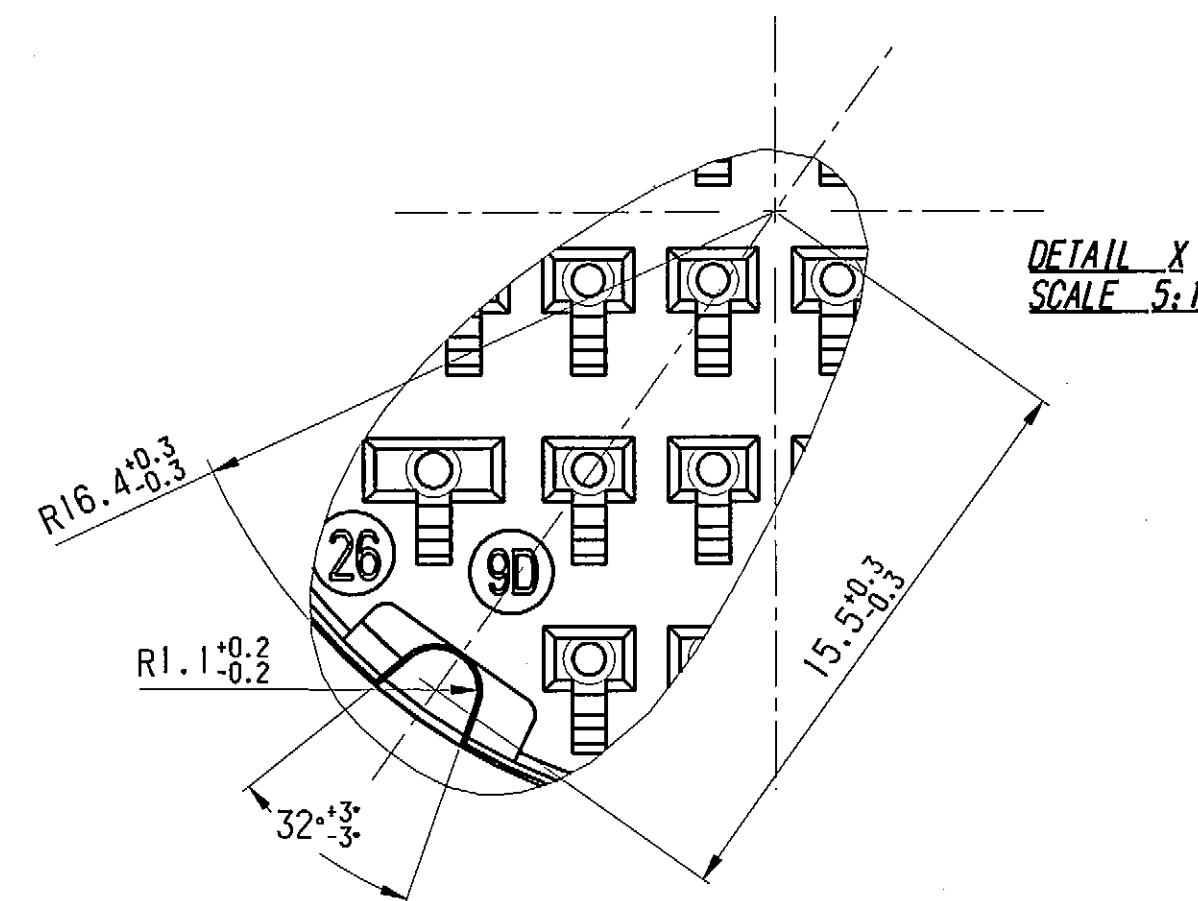
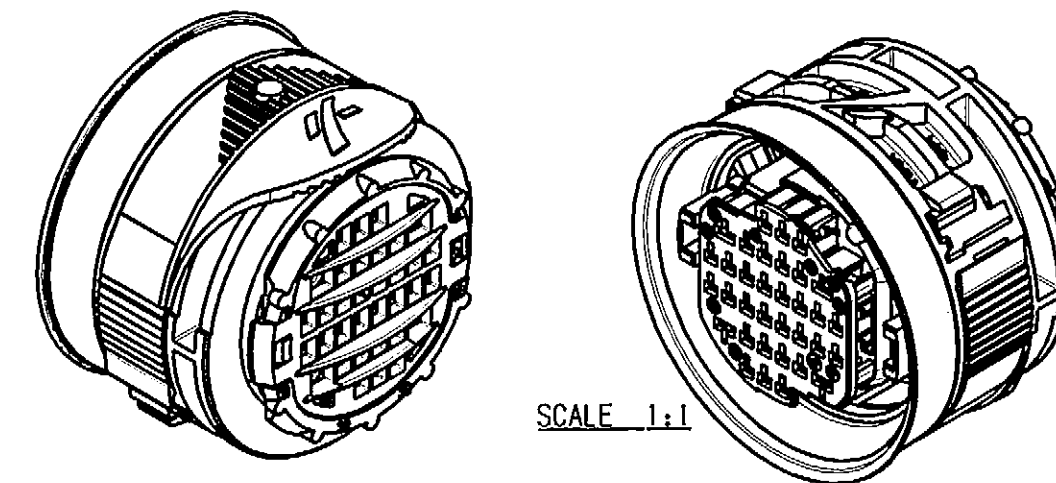
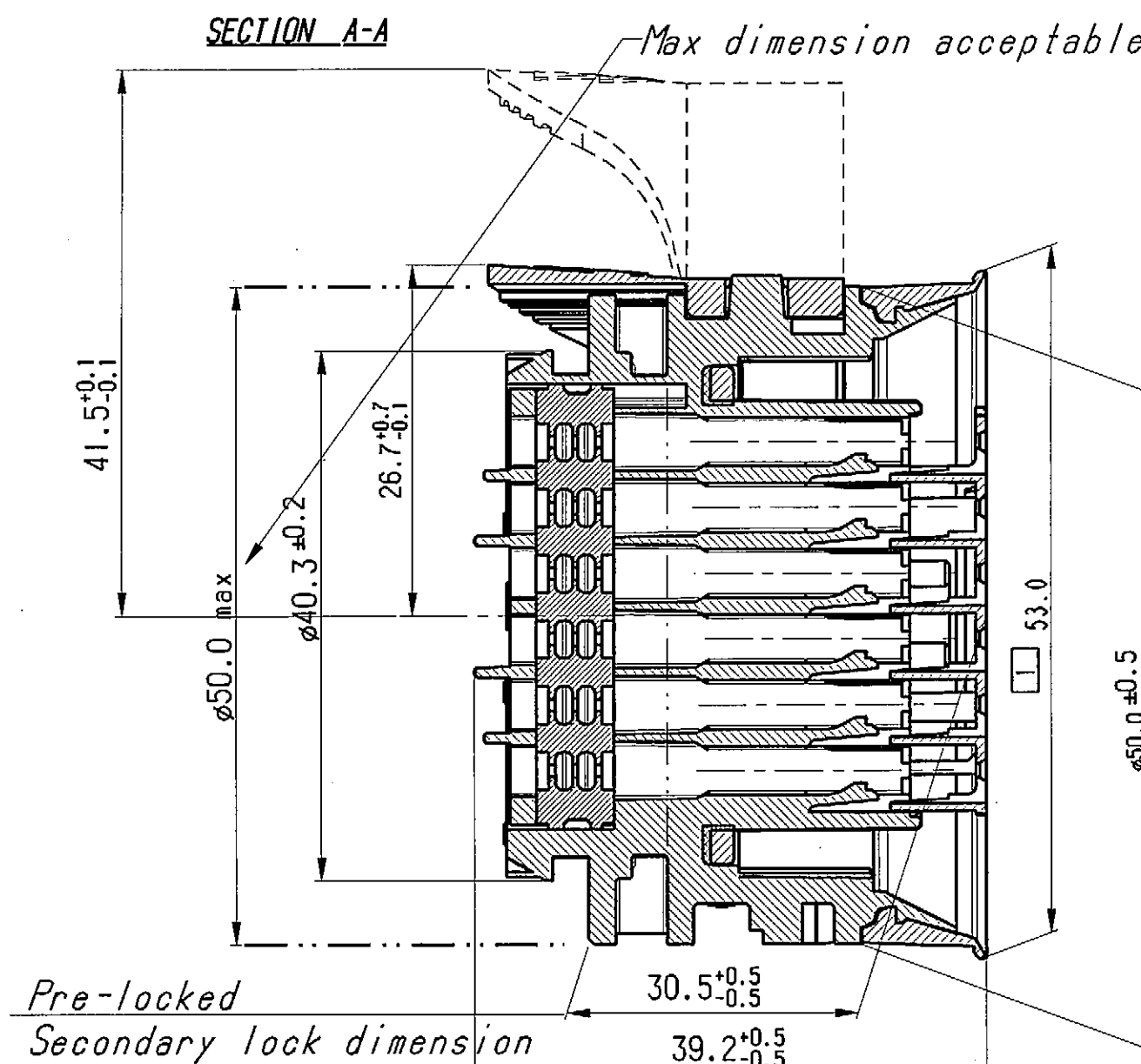
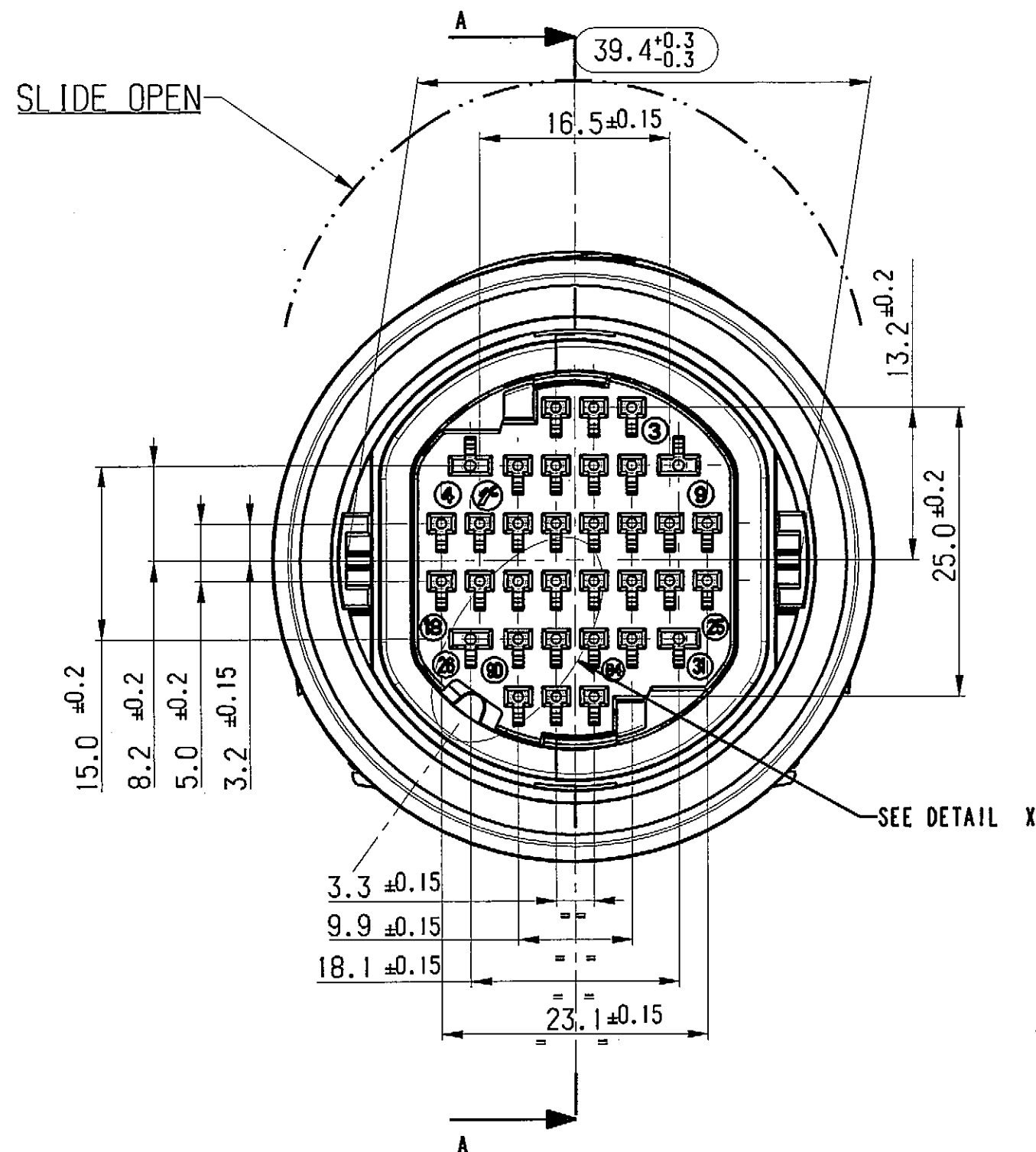


STRICTLY  
CONFIDENTIAL



○ CAPABILITY

□ External gasket maximum clearance after mating male and female holder

For use and mating operation : see spec. PU01634V  
 Cavity 1.5 in accordance with STE9628823099  
 Cavity 2.8 in accordance with STE9628823099

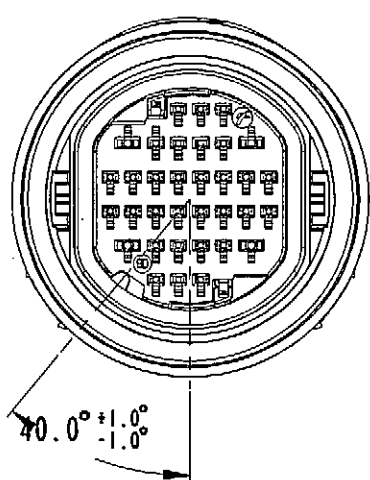
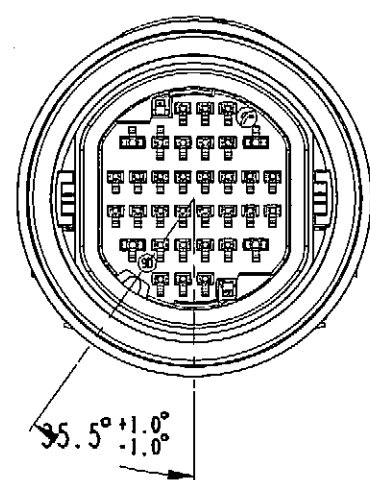
(\*) For information

Note : minimum external diameter authorized of wire :  
 for 1.5 terminal = 1.40 mm. for 2.8 terminal = 1.75 mm

53/05	15/07/05	10	ADDED HARD POINT DEVICE (female hsg. rev08; slide rev08)	
31/03	20/8/03	09	MODIFICATO COLORE SLITTA E RIF. SPECIFICA PRODOTTO	D.Testa G.Stella
60/02	15/10/02	08	ELIMINATO LAY OUT 16 VIE	D.Testa G.Stella
22/02	7/07/02	07	AGGIUNTO LAY OUT 16 VIE; ELIMINATO CODIFICA BROWN E CODIFICA CONTATTI	D.Testa G.Stella
039/01	12/12/01	06	C6 RIDISEGNATO CON NUOVO CARTIGLIO; MODIFICATA GROMMET	D.Testa G.Stella
ECN-NO. NUMERO-ECN	DATE DD / MM / YY	REVISION REVISIONE	POSITION POSITIONE	CHANGE DESCRIPTION DESCRIZIONE MODIFICA
PRODUCT SPEC. SPEC. DI PRODOTTO	PACKAGING SPEC. SPEC. DI IMBALLAGGIO	APPLICATION SPEC. SPEC. DI APPLICAZIONE	THIS DRAWING AND ALL OTHER INFORMATION CONTAINED THEREIN IS PROPRIETARY AND THE PROPERTY OF FCI. This drawing may not be copied, reproduced or disclosed to any third party without the expressed written permission of FCI. © FCI April 1999	
see note	--	see note	QUESTO DISEGNO ED OGNI ALTRA INFORMAZIONE IN ESSO CONTENUTA SONO ESCLUSIVI E DI PROPRIETA' DELLA FCI. Questo disegno non può essere copiato, riprodotto o divulgato a terzi senza l'espresso consenso scritto della FCI. © FCI April 1999	
TOLERANCES TOLLERANZE	MATERIAL : see note	SURFACE FINISH FINITURA SUPERFICIALE	CAD SYSTEM pro / eug.	
± 0.1mm. 1 ± 0.5°	COLOUR : COLORE :	TOOL NO. :	FCD	
DO NOT SCALE DRAWING DISEGNO FUORI SCALA	DATE DATE	NAME NAME	LOC. CODE NAZIONALITA' F	DRAWING NUMBER NUMERO DISEGNO
DRAWN BY DISSEGNAZIONE	18/4/01	F.Girard	DOOR TO BODY 34 WAYS ASSY FEMALE HOLDER	
CHECKED BY CONTROLLATO	18/4/01	PC.Bigotto	FSD 309254	
APPROVED BY APPROVATO			FRA 713 FSD 309254	
ESR NO. NUMERO ESR	CAT. NO. NUMERO CAT.	FILE NAME NONE FILE	SCALE 2:1	

STRICTLY  
CONFIDENTIAL

BODY	211PCPA34BKBDV	PA6 30 GF	BLACK	
	211PCPA34GYBDV	PA6 30 GF	GREY	
GROMMET STOP	211PCPE34BLGDB	PBT NATURAL	BLUE	34 WAYS
	211PCPE104GYGDB	PBT NATURAL	GREY	14 WAYS
	211PCPE184GNGDB	PBT NATURAL	GREEN	22 WAYS
GROMMET	DTBMHSY34RDGR	SYLICON RUBBER	RED	
SEC. LOCK	211PCPE34YESLB	PBT 10 GF	YELLOW	
EXT. GASKET	DTBFHSY34BKEG	SYLICON RUBBER	BLACK	
INT. GASKET	DTBFHSY34RDIG	SYLICON RUBBER	RED	
SLIDE	211PCPA34GYSDB	PA6.6 30 GF	GREY	
DESCRIPTION	PART NUMBER	MATERIAL	COLOUR	



BLACK

GREY

34 WAYS	211 PC 34 9 S 0 033	211 PC 34 9 S 8 033
14 WAYS	211 PC 34 9 S 0 034	211 PC 34 9 S 8 034
22 WAYS	211 PC 34 9 S 0 035	211 PC 34 9 S 8 035

	34 WAYS	14 WAYS	22 WAYS
CAVITIES OPEN	ALL CAVITIES	3.4.5.8.9.10.17.18 25.26.27.30.31.32	1.2.3.4.5.8.9.10.11 16.17.18.19.24.25.26 27.30.31.32.33.34

NOTE:

- ALVEOLE SUIVANT STE 9633962299
- POSITION ALVEOLE SUIVANT STE 9638439099
- CONDITIONNEMENT SUIVANT NORME E7303150G
- MASS DU PRODUIT LIVRABLE=45 gr.
- PRODUCT IN ACCORDANCE WITH STE 9638438999

CONNETIQUE SICMA

53/05	15/07/05	10	ADDED HARD POINT DEVICE (female hsg. rev.08; slide rev.08)			
31/03	20/8/03	09	MODIFICATO COLORE SLITTA E RIF. SPECIFICA PRODOTTO		D.Tesla	G.Stello
60/02	15/10/02	08	ELIMINATO LAY OUT 16 VIE		D.Tesla	G.Stello
22/02	7/07/02	07	AGGIUNTO LAY OUT 16 VIE. ELIMINATO CODIFICA BROWN E CODIFICA CONTATTI		D.Tesla	G.Stello
039/01	12/12/01	06	C6	RIDISEGNATO CON NUOVO CARTIGLIO; MODIFICATA GROMMET	D.Tesla	G.Stello
ECN-NO. NUMERO-ECN	DATE DD/ MM / YY DATA	REVISION REVISIONE	POSITION POSIZIONE	CHANGE DESCRIPTION DESCRIZIONE MODIFICA	DRAWN BY CHK. BY DISSEGNAZIONE	APPR. BY APPR. BY CONTROLLO
PRODUCT SPEC. SPEC. DI PRODOTTO	PACKAGING SPEC. SPEC. DI IMBALLAGGIO	APPLICATION SPEC. SPEC. DI APPLICAZIONE	THIS DRAWING AND ALL OTHER INFORMATION CONTAINED THEREIN IS PROPRIETARY AND THE PROPERTY OF FCI. This drawing may not be copied, reproduced or disclosed to any third party without the expressed written permission of FCI. © FCI April 1999			
see note	--	see note	QUESTO DISEGNO ED OGNI ALTRA INFORMAZIONE IN ESSO CONTENUTA SONO ESCLUSIVI E DI PROPRIETA' DELLA FCI. Questo disegno non può essere copiato, riprodotto o divulgato a terzi senza l'espresso consenso scritto della FCI. © FCI April 1999			
TOLERANCES TOLLERANZE COUNTERPART Nr. CONTROPARTE ± 0.1mm. / ± 0.5°		MATERIAL : MATERIALE :  COLOUR : COLORE : TOOL NO.		SURFACE FINISH FINITURA SUPERFICIALE  see note		CAD SYSTEM pro / es
DO NOT SCALE DRAWING DISEGNO FUORI SCALA		LOC. CODE NAZIONALITA' F		DRAWING NUMBER NUMERO DISEGNO		A2
DATE DATA 18/4/01		NAME NOMINE F.Girard		TITLE DESCRIZIONE DOOR TO BODY 34 WAYS ASSY FEMALE HOLDER		SHEET FOGLIO 2 of 2
CHECKED BY DISSEGNAZIONE 18/4/01		PC.Bigoletto		FSD 309254		SCALE 2
APPROVED BY APPROVATO		ESR NO. NUMERO ESR FRA 713		CAT. NO. NUMERO CAT. FSD 309254		SCALE 2
				FILE NAME NONE FILE		

# Mouser Electronics

Authorized Distributor

Click to View Pricing, Inventory, Delivery & Lifecycle Information:

[Aptiv:](#)

[211PC349S0033](#) [211PC349S0033-B](#)