DRAWING NUMBER / NUMERO DU PLAN	211 FT 0089	REVISION / INDICE	C00	SHEET / FEUILLE	1 / 1	APPROVAL LEVEL / NIV. D'APPROBATION	-
DRAWING / PLAN	-						

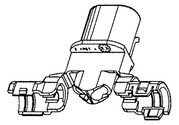

ECHELLE: 1/1

DETAIL A
ECHELLE 5:1

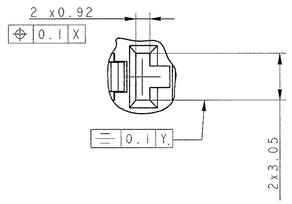

CODAGES *CODINGS* TOLERANCE±1.5° VUE SUIVANT F	10°	50°	30°
MASSE (g) *WEIGHT (g)*	4.8	4.8	4.8
COULEURS *COLOURS*	CRISTAL *WHITE*	NOIR *BLACK*	GRIS *GREY*
REFERENCES F.C.I *F.C.I. PART NUMBERS*	211 PC 02 3 S 9 002	211 PC 02 3 S 0 002	211 PC 02 3 S 8 002

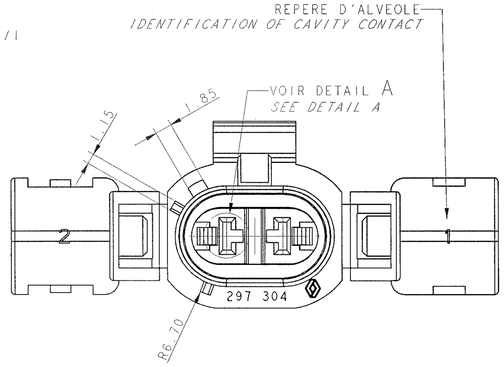

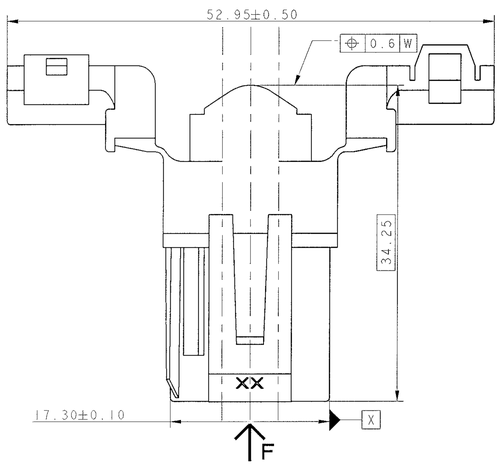

COUPE B-B

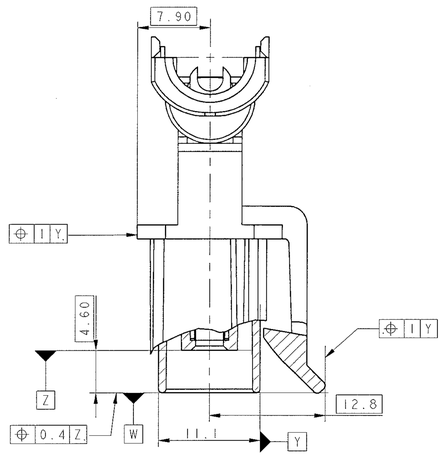

VOLET FERME
FLAP CLOSE

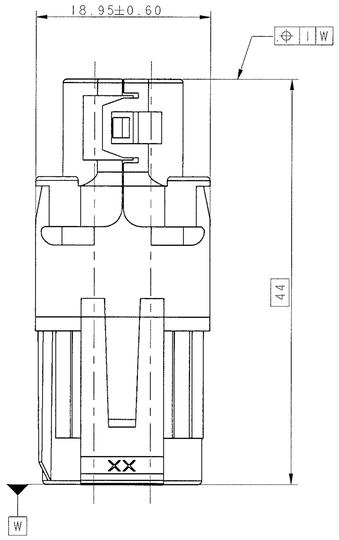

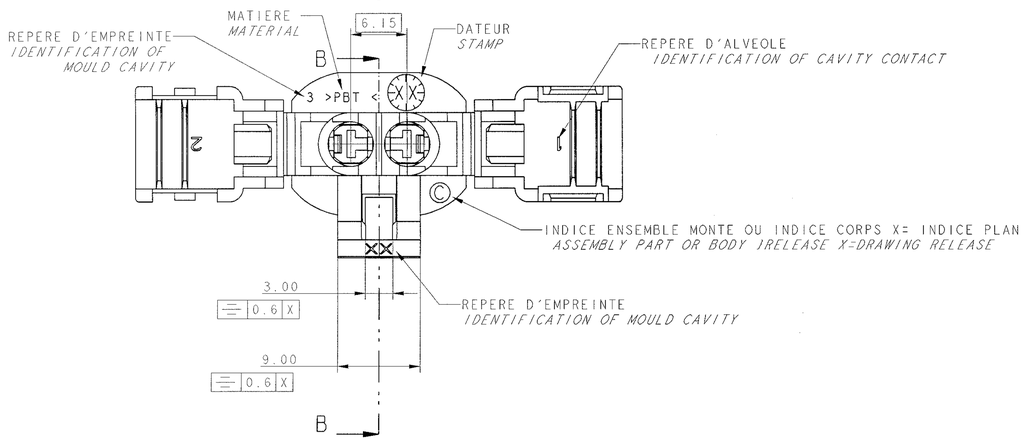

CONNECTIQUE
SICMA 2 ET 3

ARCHIVE 19/07/2004

PORTE CONTACTS
TERMINAL HOUSING

ENRUBANNAGE
INSULATING TAPE

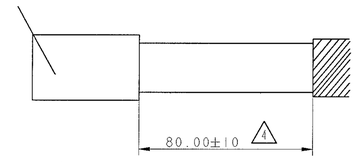

NOTICE DE CONTROLE

AU PIED A COULISSE
-CONTROLER LA COTE DE 34.25 ±0.30 SUIVIE EN M.S.P.

OUTIL DE DEMONTAGE DES CONTACTS : 210S045

GAINE ANNELEE FENDUE : Ø9.5 ±0.2 MM

CONTROL NOTICE

WITH A CALIPER RULE
-CONTROL THE DIMENSION OF 34.25 ± 0.30 IS FOLLOWED BY S.P.C.

CONTACT DISASSEMBLY TOOL : 210S045

CORRUGATED TUBE : Ø9.5 ±0.2 MM

ECN-NO. / NUMERO ECN	DATE / DATE	REVISION / INDICE	POSITION / POSITION	CHANGE DESCRIPTION / MODIFICATION	DRAWN BY / DESSINE PAR	CHECKED BY / VERIFIE PAR	APPROVED BY / APPROUVE PAR
A 04 029	12/07/04	C00	-	-	TECHENE		ANONYME
			-	-			
			-	UPDATING DRAWING			
			-	CHANGE CAD SYSTEM:topcad-->PRO/E			
			-	DM 04-015 (23/06/04)			

PRODUCT SPEC. / SPECIF. PRODUIT: -
PACKAGING SPEC. / SPECIF. EMBALLAGE: -
APPLICATION SPEC. / SPECIF. APPLICATION: -

THIS DRAWING AND ALL OTHER INFORMATION CONTAINED THEREIN IS PROPRIETARY AND THE PROPERTY OF FCI. This drawing may not be copied, reproduced or disclosed to any third party without the expressed written permission of FCI. © FCI April 1999

CE PLAN ET LES INFORMATIONS CONTENUES DANS CE PLAN SONT PROPRIETAIRES ET LA PROPRIETE DE FCI. Ce plan ne peut être copié, reproduit ou transmis sans l'autorisation expresse et écrite de FCI. © FCI Avril 1999

TOLERANCES / TOLERANCES: ±0.2 ±2 °
COMPLEMENT N° / CONTRE PARTIE N°: -
DO NOT SCALE DRAWING / NE PAS PRENDRE DE COTES
MATERIAL / MATIERE: PBT
SURFACE FINISH / ETAT DE SURFACE: -
COLOUR / COULEUR: -
TOOL NO. / OUTIL N°: -
ECO Loc. Code / CODE B.E.: FE

	DATE / DATE	NAME / NOM
DRAWN BY / DESSINE PAR	10/11/96	E.PHILIPPE
CHECKED BY / VERIFIE PAR		
APPROVED BY / APPRO. PAR		

TITLE / DESIGNATION: FEMALE HOUSING 2.8x0.8 AT LEVER

USR NO. / NUMERO ESP: FRA-0040
CAT. NO. / NUMERO CAT: -

DRAWING NUMBER / REFERENCE PLAN: 211 FT 0089
FILE NAME / NOM DE FICHIER: 211FT0089

ISO PROJECTION / PROJECTION ISO: pro / eng.
DIMENSION IN MILLIMETERS / DIMENSIONS EN MILLIMETRES
DWG SIZE / FORMAT: A1
SHEET / FEUILLE: 1 of 1 sht
SCALE / ECH: 3:1

Mouser Electronics

Authorized Distributor

Click to View Pricing, Inventory, Delivery & Lifecycle Information:

Aptiv:
211PC023S8002 211PC023S8002-B