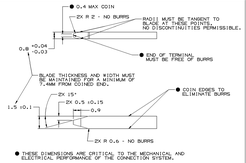


## MATERIAL SPECIFICATIONS

RECOMMENDED

BASE METAL - CDA-210, EXTRA SPRING TEMPER

- TIN PLATING (WHERE APPLICABLE TO 125°C MAX CONTINUOUS USAGE): 0.00508±0.0025 MM (200±100 µ'IN) ELECTROPLATED TIN.
- USAGE OF PLATING TYPES OTHER THAN RECOMMENDED MUST BE APPROVED BY DELPHI PACKARD ELECTRIC SYSTEMS ENGINEERING.

MINIMUMS

ELECTRICAL CONDUCTIVITY - 28% IACS AT 20 °C- USE OF A MATERIAL WITH LOWER CONDUCTIVITY MUST BE APPROVED BY PACKARD ELECTRIC MATERIALS ENGINEERING.

TENSILE STRENGTH - 430 - 480 MPa

UNDERPLATING FOR TIN PLATING - FOR BASE MATERIALS CONTAINING 10% OR MORE ZINC, AN UNDERPLATE OF COPPER 0.0025 MM (100 µ'IN) MINIMUM THICK IS REQUIRED.

PROCESSING LUBRICANT - ANY PROCESSING LUBRICANT REMAINING ON TERMINALS MUST NOT VARNISH OR DEGRADE THE ELECTRICAL PERFORMANCE OF THE CONNECTOR. ANY OIL OR WAX PRESERVATIVE OR OTHER PROCESSING LUBRICANTS MUST BE APPROVED BY DELPHI PACKARD ELECTRIC SYSTEMS ENGINEERING.

## MATING BLADE INFORMATION

NOTES

1. UNLESS OTHERWISE SPECIFIED AND/OR INDICATED:

   DIMENSIONS ARE TO FACE OF VIEW SHOWN AND AUTOMATICALLY ROUNDED BY COMPUTER FOR INSPECTION (SEE MATH MODEL FOR PRECISE DIMENSIONS) FOR ALL OTHER DIMENSIONS NOT SHOWN BUT REQUIRED FOR TOOL BUILD, SEE MATH MODEL FOR PRECISE TOOL PATH DATA. DRAFT IS 1:1 ON ALL OUTSIDE SURFACES

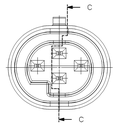


OPTIONAL CONSTRUCTION

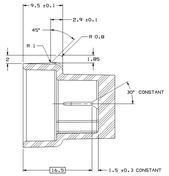


SECTION C-C

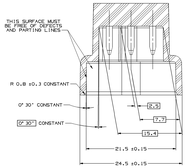


SECTION A-A

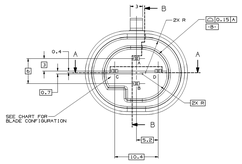


MATING CONNECTOR INFORMATION

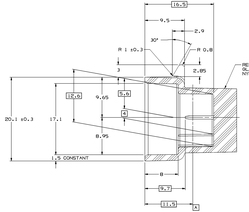


SECTION B-B

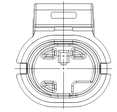

MATING END OF TYPICAL CONN WITH BLOCKED CAVITIES

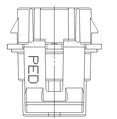


OPTIONAL CONSTRUCTION

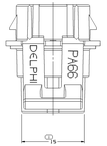


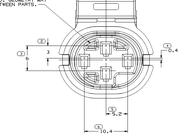


TYPE 101

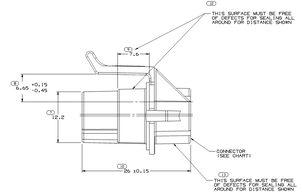


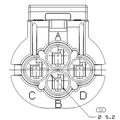


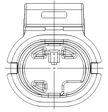

TYPE 102
SAME AS TYPE 101
EXCEPT AS SHOWN

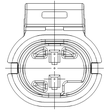

TYPE 103
SAME AS TYPE 101
EXCEPT AS SHOWN

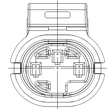

TYPE 104
SAME AS TYPE 101
EXCEPT AS SHOWN

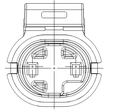

TYPE 105
SAME AS TYPE 101
EXCEPT AS SHOWN

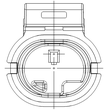

TYPE 106
SAME AS TYPE 101
EXCEPT AS SHOWN

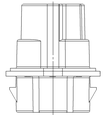

NOTES

1. UNLESS OTHERWISE SPECIFIED AND/OR INDICATED:

   DIMENSIONS ARE TO FACE OF VIEW SHOWN AND AUTOMATICALLY ROUNDED BY COMPUTER FOR INSPECTION (SEE MATH MODEL FOR PRECISE DIMENSIONS) FOR ALL OTHER DIMENSIONS NOT SHOWN BUT REQUIRED FOR TOOL BUILD, SEE MATH MODEL FOR PRECISE TOOL PATH DATA.

2. MATERIAL RECYCLING CODE PER ISO 11469, (2.31±0.1) RAISED DELPHI CORPORATE BRAND TO BE LOCATED ON ANY EXTERIOR SURFACE, PREFERABLY IN STABLE AT FINAL ASSEMBLY, OPTIONAL CONSTRUCTION TO BE NO MATERIAL RECYCLING CODE.

3. SEALING CODE 3 - DESIGN WILL PASS SALT FOG AND IMMERSION TEST PER GMW 3172 (SEE GMW 3172 FOR DETAILS) WITH ESA-WPC (WATER-PROOF CONNECTOR) ESA-STD (WIRE-PACK), ESA-WOD (UNDERHOOD WIRE-PACK), C-4006 (CONNECTOR) AND ESA-WPT (TERMINAL) MATED TO MATING PART OR EQUIVALENT.

4. THIS PART ACCEPTS THE FOLLOWING COMPONENTS OR EQUIVALENT:
   TERMINAL 12084076
   SECONDARY TERMINAL LOCK 12066176

5. (2.31±0.1) RAISED DELPHI CORPORATE BRAND TO BE LOCATED ON ANY EXTERIOR SURFACE, PREFERABLY IN STABLE AT FINAL ASSEMBLY, OPTIONAL CONSTRUCTION TO BE "PROF OR NO LOGO".

VIEW SCALE DOES NOT REFLECT ACTUAL PART SIZE

| SYMBOL DEFINITION | | MISSING NUMBERS | DIM SYMB | DIM SYMB | DIM SYMB | REVISION HISTORY | | | | | | |
|---|---|---|---|---|---|---|---|---|---|---|---|---|
| | | | ZONE | SYSTEM | PLATING | | ECN | DATE | BY | APP | AP | REVISION |
| A DIMENSION WITHOUT AN INSPECTION REPORT SYMBOL DOES NOT REQUIRE INSPECTION. IT MAY BE CONTINUOUS ON AN INDIVIDUAL COMPONENT DRAWING. | TOTAL NO. OF SYMBOLS ON DRAWING | 13 | - | - | - | CLEARED REV ISL E RETIRED WHT'L SPEC | 2224WT | 05JUN | JCJ | JCJ | 00 | A |
| | | | - | - | - | 1747486 - RELEASED | 1743.1 | 13FEB | SW | SW | 00 | B |
| | | | - | - | - | 12048076 - WAS 12016076 | 2138.1 | 27JAN | RFC | JAMES | 00 | C |
| | LOC NO. | 13 | - | - | - | ALL PARTS - ADDED "MATERIAL SHOW" NOTE | 2829.1 | 12MAY | LEE | LEE | 00 | D |

| PART NO | REV | N/P | STATUS | TYPE | MATERIAL SPECIFICATION AND COLOR | NO. OF CAVITIES | CAVITIES BLOCKED | VOLUME |
|---|---|---|---|---|---|---|---|---|
| 15474880 | 01 | AA | - | 206 | MPONDOOR P486 (18 SL) | - | BLACK | 3.900 |
| 12048386 | 04 | - | - | 206 | MPONDOOR P486 (18 SL BK) | - | AB | 3.900 |
| 12048386 | 04 | - | - | 206 | MPONDOOR P486 (18 GRN 1) | 2 | - | 2.73 |
| 12048386 | 04 | - | - | 206 | MPONDOOR P486 (18 GRN 1) | 2 | BLK | 2.73 |
| 12048386 | 04 | - | - | 206 | MPONDOOR P486 (18 GRN 1) | 2 | BLUE | 2.73 |
| 12048076 | 03 | - | - | 206 | MPONDOOR P486 (18 SL) | - | NONE | 3.900 |

DEVICE NUMBER 12048386
A1C5 S11 L2 P3 T1P S1N D6 -

DEVICE NUMBER 12048386
A1C5 S11 L2 P3 T1P S1N D6 -

DELPHI
DELPHI PACKARD ELECTRIC SYSTEMS
WARREN, OH

| | | DATE |
|---|---|---|
| DRAWN | | |
| CHKD BY | DAVIS,CLAY | 18NOV08 |
| APPD BY | MITCHELL,J | 18NOV08 |
| APPD BY | MILLER,T | 18NOV08 |
| APPD BY | | |
| APPD BY | | |

| | |
|---|---|
| TOLERANCE | SUBMODELS OR CHANGES TO REPORTED DATA |
| MATERIAL | SEE CHART |
| FINISH | |
| DRAWING TYPE | TAXI CONN F M/P 150 SLD |
| DRAWING NUMBER | 12048386 |

| | | |
|---|---|---|
| DATA | PART DRAWING | |
| SCALE | | |
| TOLERANCE | SEE CHART | SHEET SIZE D |

DELPHI PACKARD ELECTRIC SYSTEMS PROPRIETARY INFORMATION
THIS DOCUMENT CONTAINS PROPRIETARY INFORMATION OF DELPHI PACKARD ELECTRIC SYSTEMS. THE RECEIPT OR POSSESSION OF THIS DOCUMENT DOES NOT CONVEY ANY RIGHTS TO REPRODUCE, DISCLOSE OR DISTRIBUTE ITS CONTENTS, OR TO MANUFACTURE, USE, OR SELL ANYTHING THAT IT MAY DESCRIBE, IN WHOLE OR IN PART, WITHOUT THE EXPRESS WRITTEN PERMISSION OF DELPHI PACKARD ELECTRIC SYSTEMS.

| | | |
|---|---|---|
| DELPHI PACKARD ELECTRIC SYSTEMS | | |
| DEVICE NUMBER | 12048386 | |
| A1C5 S11 L2 P3 T1P S1N D6 - | | |
| SCALE 1:1 | SHEET 1 OF 1 | |

12048386

# Mouser Electronics

Authorized Distributor

Click to View Pricing, Inventory, Delivery & Lifecycle Information:

Aptiv:
12048076