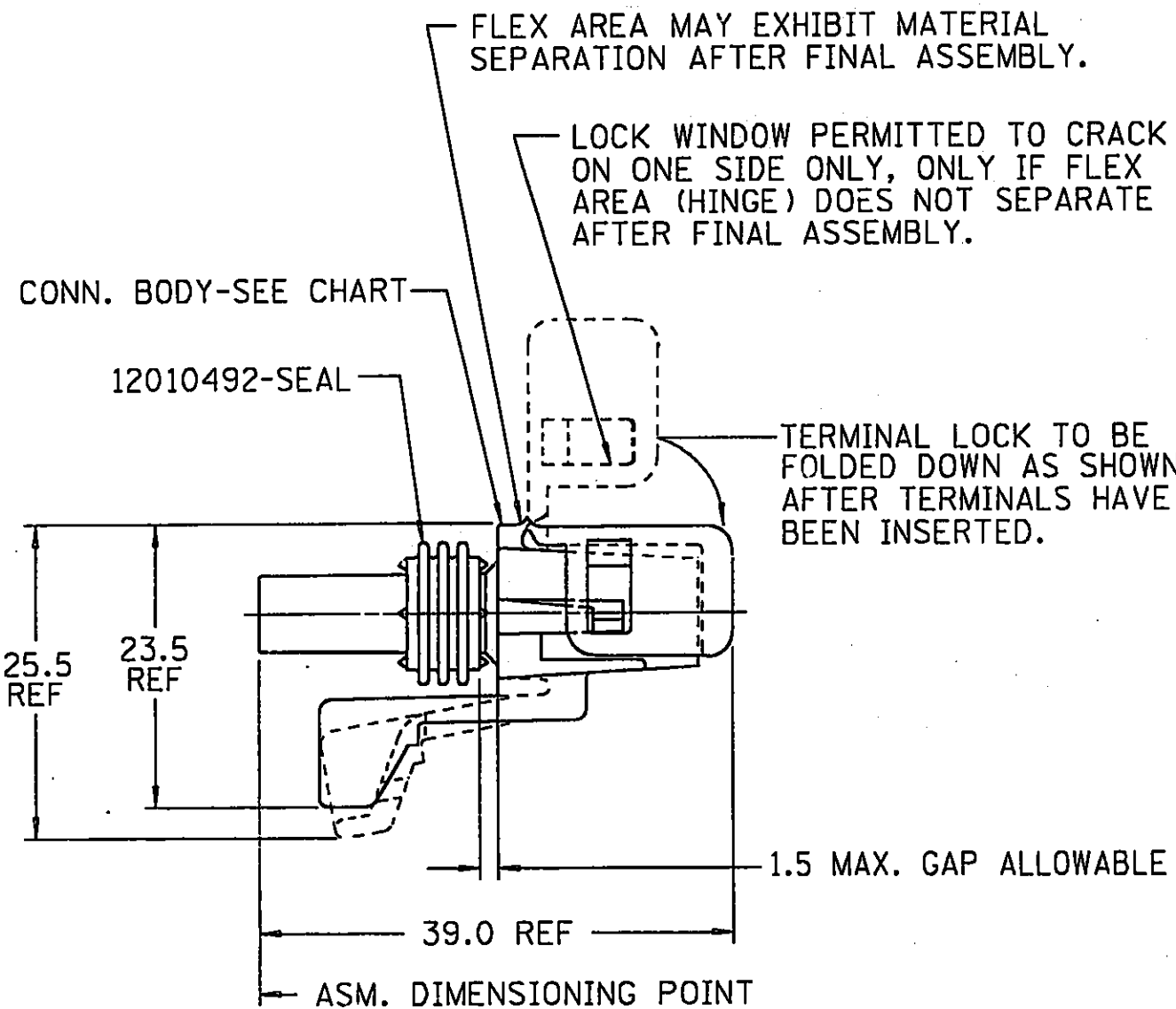
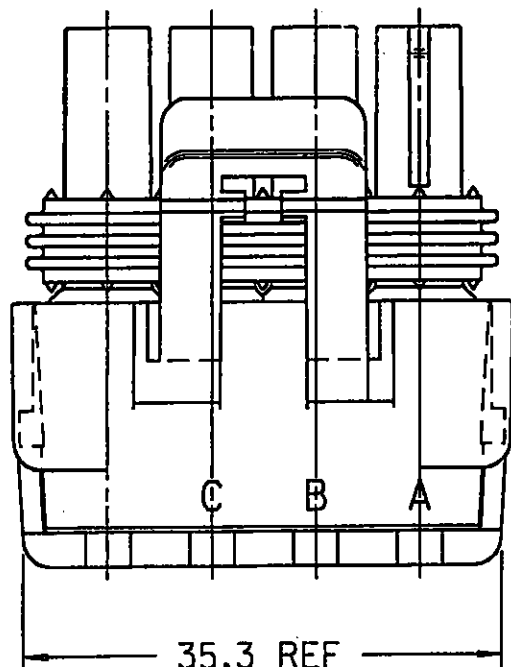
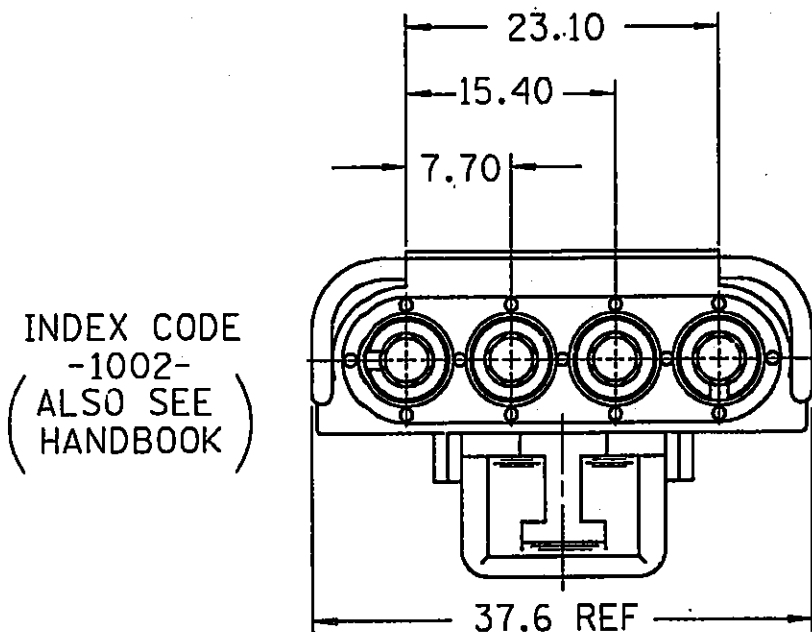
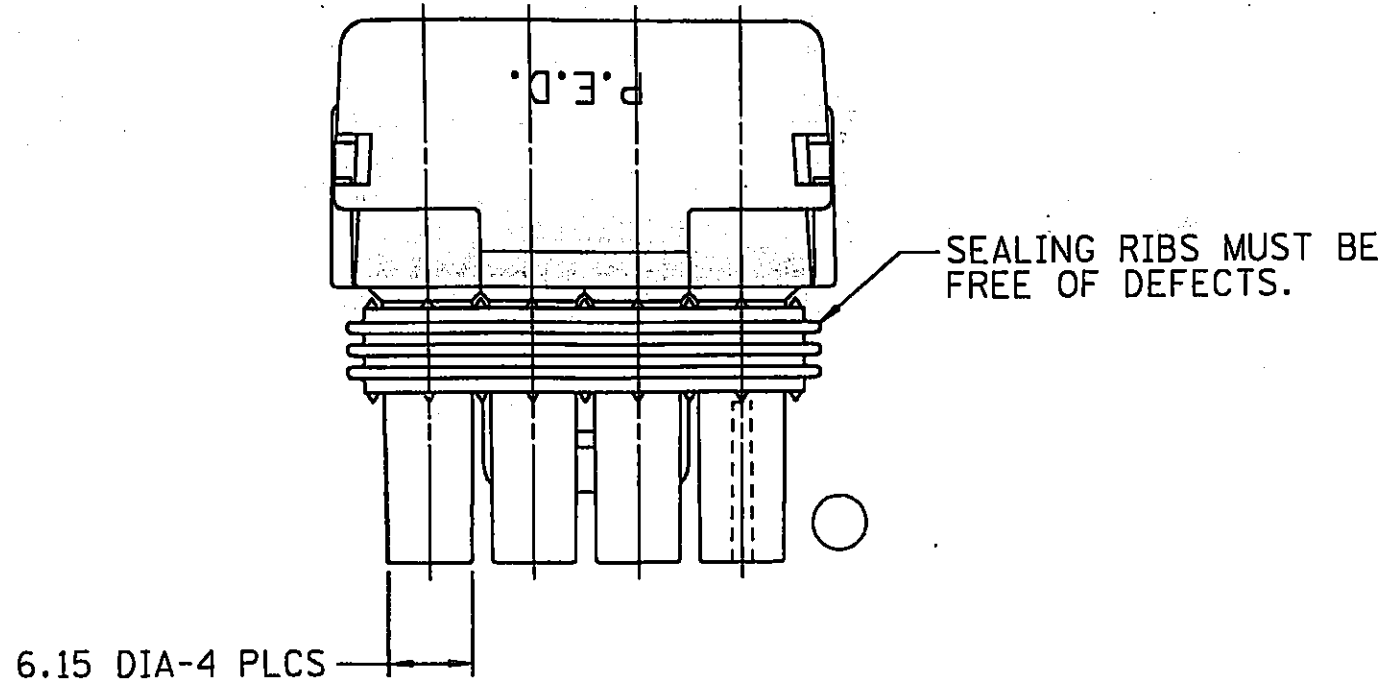


THIS DRAWING AND DESIGN HEREON CONSTITUTE A PROPRIETARY DESIGN OF PACKARD ELECTRIC DIVISION AND IS NOT TO BE DUPLICATED OR REPRODUCED WITHOUT AUTHORITY OF PACKARD ELECTRIC DIVISION.

DO NOT SCALE



- NOTES—1. USE FEMALE TERMINAL 12089188 OR EQUIVALENT FOR "IN-LINE" APPLICATIONS. USE MALE TERMINAL 12089040 OR EQUIVALENT FOR "PANEL MOUNT" APPLICATIONS.
2. USE CABLE SEAL 12015323 OR EQUIVALENT.
3. MATING CONNECTOR-SEE CHART.
4. WHEN PARTS ARE SHIPPED, THEY MUST BE PACKED IN PLASTIC BAGS OR SHIPPING CONTAINERS MUST BE LINED WITH PLASTIC LINERS. BAGS OR LINERS MUST BE SEALED TO AVOID ENTRY OF FOREIGN MATTER.
5. SEALING CODE 3.
6. WHEN DESIGNING A PART TO MATE TO THIS WEATHER PACK CONNECTOR, REQUEST THE LATEST COPY OF DRAWING NUMBER 12020084 FROM THE PACKARD ELECTRIC DIVISION.
7. USE 12020833 LOCK OR EQUIVALENT.

12103396	A		12103395	DEVICE	12089040/MALE	ASM CONN 4M W/P TWR	12047862
12065500	C		12065394	IN-LINE	12089188-FEMALE	ASM CONN 4F W/P TWR	
12040978	C	OBSOLETE	12040970	IN-LINE (SIR ONLY)	12089188-FEMALE	ASM CONN 4F W/P TWR	
12020832	C		12020831	IN-LINE	12089188-FEMALE	ASM CONN 4F W/P TWR	12020830
PART NUMBER	REV	STATUS	CONNECTOR BODY	APPLICATION	REFERENCE TERMINAL/GENDER	STANDARD DESCRIPTION	MATING CONN.

DATE	SYM	REVISION RECORD	AUTHORITY	DR	CK
23JL90	—	ALL PARTS REDRAWN & REVISED NOTE			
		*1, *3; ADDED APPLICATION; TERM. GENDER			
		& STANDARD DESCRIPTION TO CHART;			
		NOTE #6; REMOVED PATENT PENDING - REV			
		LEVEL REMAINS THE SAME	135470	ATL	ATL
23JL90	—	12103396 RELEASED TO REV "A"	900005	ATL	ATL
11JL91	—	ALL PARTS - REMOVED 36.7 REF; ADDED			
		37.6 REF, NOTE #7 & INDEX CODE;			
		12103396 - ADDED MATING CONN. -			
		NO REV UPDATE REQ'D	143251	JK	FH
18N093	—	ALL PARTS - REVISED INDEX SLOT IN			
		TOP VIEW TO HIDDEN LINE - NO REV			
		UPDATE REQUIRED	158234	TEB	TEB
07AU97	—	12040978 - OBSOLETE	970003	GLH	GLH

PART NO.
1204 1228

PED/INTEGRAL EMS	FILE SPEC: ****USER**** DGN#SPECIFICATION***** ****SYTIME*****
THIRD ANGLE PROJECTION 	METRIC DIMENSIONS ARE IN MILLIMETERS UNLESS OTHERWISE SPECIFIED.
CODE NO. 6900	TOLERANCE UNLESS OTHERWISE SPECIFIED DECIMAL: ONE PLACE ± 0.3 TWO PLACE ± 0.15 ANGULAR ± 2°
Q.C. -C-5110	DR. J. THOMAS 22JN83
DWG. DATE 22JN83	SCALE NONE
EST. NO.	CK. T. MUDREY DATE 01JL83
REFERENCE NO.	APPR. F. MLAKAR DATE 05JL83
	APPR. A. B. MICKHOLTZICK DATE 05JL83
MATERIAL SPEC.	SEE DRAWING
NAME	ASM CONN 4 W/P TWR
PART NO.	1204 1228
SIZE	C

Mouser Electronics

Authorized Distributor

Click to View Pricing, Inventory, Delivery & Lifecycle Information:

[Aptiv:](#)

[12020832](#) [12020832-B](#)