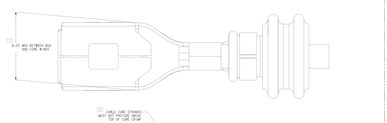

TERMINAL CABLE ALIGNMENT
SCALE: 20:1

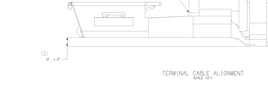

SPLICE AND REEL SPECIFICATIONS
SCALE: 1:4

PACKAGING NOTES

1. TERMINALS MUST BE SINGLE WRAPPED ON REEL WITH NON-CONDUCTIVE PLASTIC FILM.
2. STANDARD REELING: TERMINALS WITH FILM OFF TOP OF REEL FROM EDGE TO LEFT WITH TAPERED STRIP FACING OUTWARD AND STRIP WINDS FILM OFF.
3. REWIND A REELING: TERMINALS WITH FILM OFF TOP OF REEL FROM EDGE TO RIGHT WITH TAPERED STRIP FACING OUTWARD AND STRIP WINDS FILM ON DRAWER.
4. REWIND B REELING: TERMINALS WITH FILM OFF BOTTOM OF REEL FROM EDGE TO LEFT WITH TAPERED STRIP FACING OUTWARD AND STRIP WINDS FILM ON DRAWER.
5. REWIND C REELING: TERMINALS WITH FILM OFF BOTTOM OF REEL FROM EDGE TO RIGHT WITH TAPERED STRIP FACING OUTWARD AND STRIP WINDS FILM ON DRAWER.
6. FULL REEL WEIGHT NOT TO EXCEED 20LBS.
7. CUSTOMER REQUEST FOR REWIND PARTS WILL INCLUDE AN TYPE "A" AT THE END OF THE PART NO OF MATERIAL (SO.0.A.) (EXAMPLE: 1-1234567-A) STANDARD REWIND PART NUMBER REFERS TO PART NUMBER THAT REQUIRES NO REWIND OPERATION WILL BE AVAILABLE FOR ALL CONTACT PART NUMBERS.

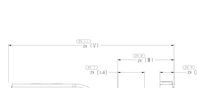

FIGURE 102
SEALED
SHOWN FOR TYPE 120
EXCEPT AS SHOWN

FIGURE 103
UNSEALED

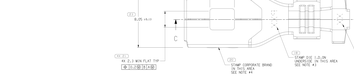

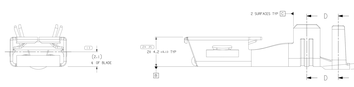

SECTION B-B
INSULATION

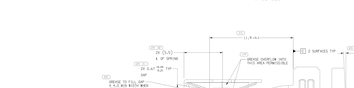

SECTION D-D
CORE

SECTION E-E
INSULATION

NOTES

1. UNLESS OTHERWISE SPECIFIED INDICATED:
   DIMENSIONS ARE TO FACE OF SIDE CRIMPS AND AUTOMATICALLY ROUNDED BY CRIMPER FOR INSPECTION. CRIMP CONTACTS TO CABLE DIMENSIONS ON THIS DRAWING. CRIMP DIMENSIONS NOT SHOWN BUT REQUIRED FOR TOOL DESIGN ARE AVAILABLE ON REQUEST FROM TE CONNECTIVITY.
2. RECOMMENDED MATING BLADE PER USCAR STANDARD DROP-001.
3. "PRIM" INDICATES "PRI" PLUS LAST TWO DIGITS OF WIRE SIZE (EXAMPLE: PRI 18 = PRIM 18).
4. CORROSION BRAND STAMP TO BE LOCATED ON THIS EXTERIOR SURFACE, LOCATED AT FINAL ASSEMBLY. CORROSION BRAND STAMP TO BE THE TE CONNECTIVITY TRIANGLE "ALTO" STYLE OR ONE.
5. AFTER MANUFACTURE, DO NOT PRIME, TEST, OR OVERMOLD CONTACT THE CONTACT MUST BE FREE OF ANY MATERIAL THAT WOULD PREVENT THE CONTACT FROM MATING PROPERLY, COMPROMISING THE PERFORMANCE OF THE ELECTRICAL INTERFACE.
6. PLATING TYPE:
   - GOLD (GP TYP 1.): 1.0 µM THICK
   - NICKEL (LF): 2.54 µM THICK
   - TIN (TP): 1.0 µM THICK OVER NICKEL
   - UNSEALED: 1.0 µM THICK OVER NICKEL
   - SEALED: 1.0 µM THICK OVER NICKEL WITH SELECTIVE GOLD OVER CONTACTING AREA
   - SELECTIVE GOLD OVER TIN (SPECIFY CONTACTING AREA): 1.0 µM THICK OVER NICKEL
   - TIN (TP) OVER NICKEL: 1.0 µM THICK
   - TIN (TP) OVER COPPER: 1.0 µM THICK

   PLATING TYPE INFORMATION SHOWN ABOVE IS REFERENCE ONLY. PLATING REQUIREMENTS ARE CONTAINED IN APPLICABLE MATERIAL SPECIFICATIONS.
7. * DENOTES DIMENSIONS MADE AT CUT-OFF AND CRIMP SIZE.
8. PLUG HOLE IS BEND BOTTOM SURFACE ROTATED COUNTERCLOCKWISE FACING THE BLK BOTTOM SURFACE.
9. TERMINAL SYMETRICAL ABOUT CENTERLINE EXCEPT AS SHOWN.
10. THIS TERMINAL IS COMMERCIAL ABOUT CONTACT CENTERLINE EXCEPT AS SHOWN. THIS TERMINAL IS SYMETRICAL ABOUT THE CONTACT BRIDGE LINE FOR FINAL TERMINAL ASSEMBLY. THIS TERMINAL IS NOT SYMETRICAL.
11. REFERENCE ONLY FOR SPECIFIED CABLE SEAL APPLICATION. PLEASE SEE THE CONNECTION SYSTEM FOR APPLICATION DETAIL.
12. SEE SUP 0 FOR LATEST CRIMP INFORMATION. CONTACT APTIV REPRESENTATIVE FOR THE LATEST CRIMP INFORMATION.

QUALITY CUSTOMER RELEASE AQS (QC)	
CUSTOMER SPECIFICATION REQUIRED	
INSPECTION SYMBOL	ZONE
A	1.00
B	2.00
C	3.00
D	4.00
E	5.00
F	6.00

SYMBOL DEFINITION		
A = DENOTES APTIV PRODUCT AQS INSPECTION REPORT SYMBOL.	TOTAL NO OF SYMBOLS REQUIRED	14
B = DENOTES CUSTOMER PRODUCT AQS INSPECTION REPORT SYMBOL.		
C = DENOTES ALL OTHER TRADITIONAL CONTRACT SYMBOLS.	LAST NO USED	42

REVISIONS																	
ZONE	REVISION																
2	1	2	3	4	5	6	7	8	9	10	11	12	13	14	15	16	17
1.00	1.00	1.00	1.00	1.00	1.00	1.00	1.00	1.00	1.00	1.00	1.00	1.00	1.00	1.00	1.00	1.00	1.00
2.00	2.00	2.00	2.00	2.00	2.00	2.00	2.00	2.00	2.00	2.00	2.00	2.00	2.00	2.00	2.00	2.00	2.00
3.00	3.00	3.00	3.00	3.00	3.00	3.00	3.00	3.00	3.00	3.00	3.00	3.00	3.00	3.00	3.00	3.00	3.00
4.00	4.00	4.00	4.00	4.00	4.00	4.00	4.00	4.00	4.00	4.00	4.00	4.00	4.00	4.00	4.00	4.00	4.00
5.00	5.00	5.00	5.00	5.00	5.00	5.00	5.00	5.00	5.00	5.00	5.00	5.00	5.00	5.00	5.00	5.00	5.00
6.00	6.00	6.00	6.00	6.00	6.00	6.00	6.00	6.00	6.00	6.00	6.00	6.00	6.00	6.00	6.00	6.00	6.00

REVISION RECORD				
ZONE	REV	DESCRIPTION	DATE	BY
2,3,4,5,6	2	ELIMINATE UPDATED VALUES IN CRIMP CALCULATIONS FOR 0.25 CONTACTS. ADD CRIMP CALCULATIONS FOR 0.5 CONTACTS AND REMOVE CRIMP CALCULATIONS FOR 0.25 CONTACTS. ADD CRIMP CALCULATIONS FOR 1.0 CONTACTS FOR CRIMP VALUES.	2/24/97	JAN JAN
2,3,4,5,6	3	ELIMINATE ANY REFERENCE TO CRIMP VALUES.	3/10/97	JAN JAN
2,3,4,5,6	4	ELIMINATE A 0.25 (4.1) - ADDED VALUE AND CRIMP CALCULATIONS.	4/28/97	JAN JAN
2,3,4,5,6	5	ELIMINATE - UPDATED PART AVAILABILITY.	11/24/97	JAN JAN
2,3,4,5,6	6	ELIMINATE 0.25(4.1) - UPTRADED ALL CRIMP CALCULATIONS TO 0.5 (12.7) - ADDED CRIMP CALCULATIONS FOR 0.5 (12.7) - ADDED 0.5 (12.7) - ADDED 0.5 (12.7) - ADDED

Mouser Electronics

Authorized Distributor

Click to View Pricing, Inventory, Delivery & Lifecycle Information:

Aptiv:
13600463 13600463-L