

SCALE 1:1

ASSEMBLY PART-NO			VERSION
PART-NO	PIN OUT	PART-REV	
33406296	32w	01	A
33406297	32w	01	
33406620	32w	00	
33406301	32w	01	
33295955	17w	00	
33295954	23w	00	B
33406299	32w	01	
33406300	32w	01	

REF.	TITLE DESCRIZIONE	PART-NO	PART-REV	AMOUNT O.T.A.								MATER. AND COL. MATER. E COL.	LAYOUT OPEN CAVITY
	32W MALE ASSEMBLY	--	--	I	I	I	I	I	I	--	--	--	ALL
1	HOUSING MALE	33401492	03	I	I	--	I	--	--	--	--	PBT GF15 / BLACK	--
1	HOUSING MALE	33406621	03	--	--	I	--	--	--	--	--	PBT GF15 / YELLOW	--
1	HOUSING MALE 17w	33295929		--	--	--	--	I	--	--	--	PBT GF15 / BLACK	--
1	HOUSING MALE 23w	33295930		--	--	--	--	--	I	--	--	PBT GF15 / BLACK	--
2	TPA MALE	33401498	01	I	I	I	I	I	I	--	--	PBT GF15 / RED	--
3	CPA	33401504	01	--	I	I	I	I	I	--	--	PBT GF15 / RED	--
4	MODULE MALE	33401500	04	I	I	I	I	I	I	--	--	PBT / BLACK	--
5	LEVER	33401499	02	I	I	I	I	--	I	--	--	PBT GF30 / BLUE	--
5	LEVER	33403732	02	--	--	--	I	--	I	--	--	PBT GF30 / BLACK	--
	32W MALE ASSEMBLY	--	--	--	--	--	--	--	--	I	I	--	ALL
1	HOUSING MALE	33401493	03	--	--	--	--	--	--	I	I	PBT GF15 / GREY	--
2	TPA MALE	33401498	01	--	--	--	--	--	--	I	I	PBT GF15 / RED	--
3	CPA	33401504	01	--	--	--	--	--	--	I	I	PBT GF15 / RED	--
4	MODULE MALE	33401500	04	--	--	--	--	--	--	I	I	PBT / BLACK	--
5	LEVER	33401499	02	--	--	--	--	--	--	I	I	PBT GF30 / BLUE	--

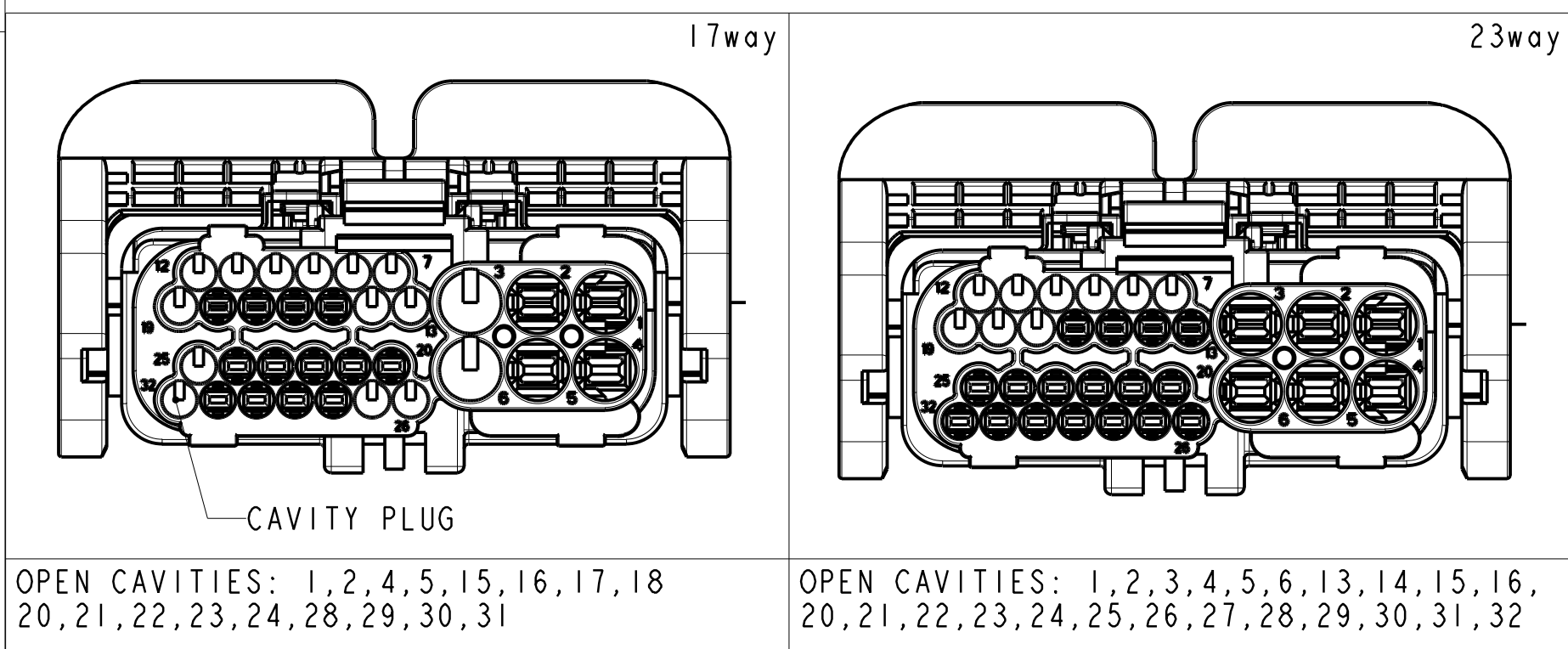
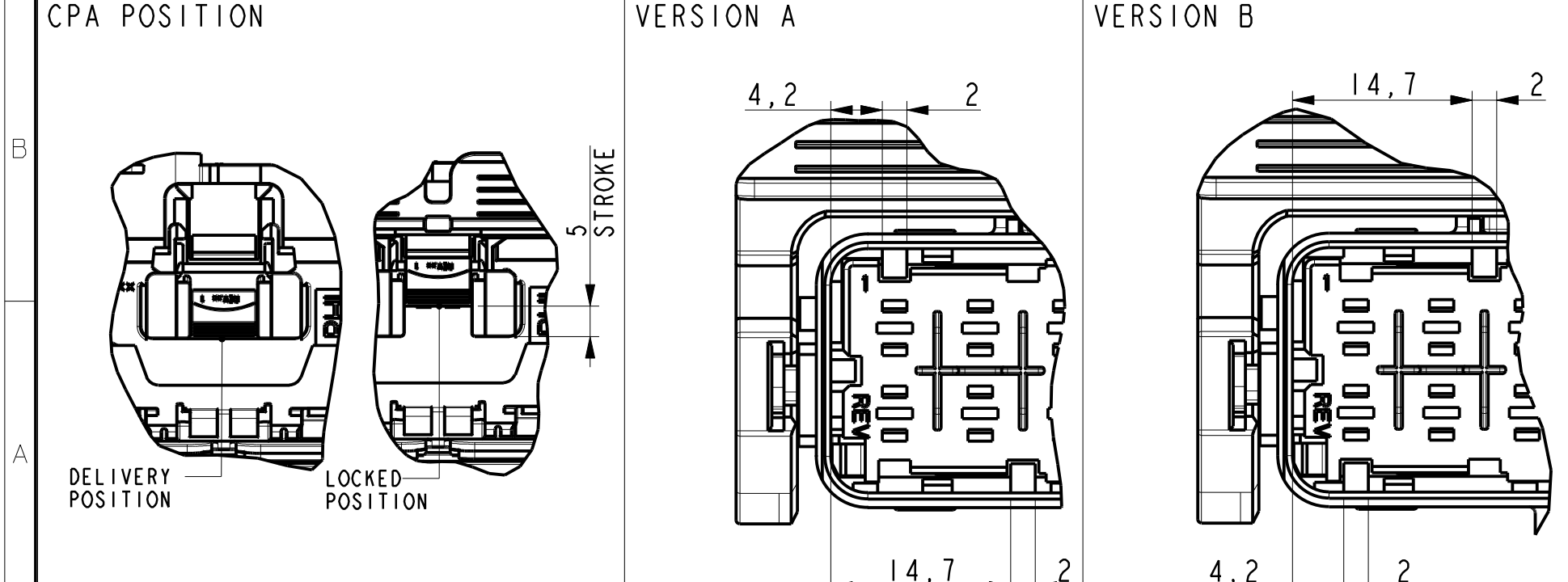
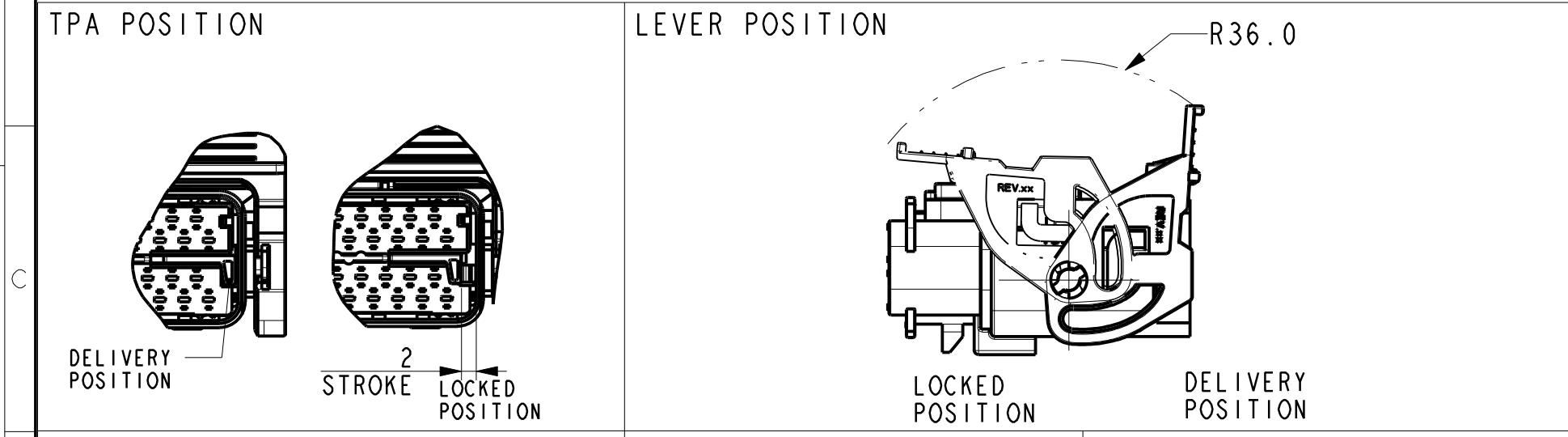
ASSOCIATED PARTS		
MALE TERMINAL SEALED	PART-NO	WIRE SIZE [mm²]
	Sn Au	
DCS 1.5	60100711	60100714 0.35
	60100731	60100734 0.5 - 1
	60100741	60102044 1.5
	60110711	60110714 0.35
DCS 2.8	60110731	60110734 0.5 - 1
	60110741	60110744 1.5 - 2.5
	33401022	-- 4
MALE TERMINAL UNSEALED	PART-NO	WIRE SIZE [mm²]
	Sn Au	
DCS 1.5	60100611	60100614 0.35
	60100631	60100634 0.5 - 1
	60100641	60101944 1.5
	60110611	60110614 0.35
DCS 2.8	60110631	60110634 0.5 - 1
	60110641	60110644 1.5 - 2.5
	33401022	-- 4
Female connect. version A	33406265	
Female connect. version B	33406266	
Fixing clip	1/13624/87-91328/50	

ASSOCIATED PARTS			
WIRE DIAMETER [mm]	SWS PART-NO	SWS COLOUR	PLUG PART-NO
1.2 - 1.6	60993913	RED	12198198 (delphi) 60993906 (fci)
1.7 - 1.9	60993928	GREY	
2.0 - 2.4	60993934	YELLOW	
1.1 - 2.1	10800583470 (Kostal)	WHITE	12010300 (DELPHI)
2.2 - 3	10800583410 (Kostal)	BLUE	
3.4 - 3.7	828985-1 (TE) or 10800583130 (Kostal)	GREEN ORANGE	

NOTES:

1 CAVITY NUMBER:
from 1 to 6 --> cavity 2.8x0.8
from 7 to 32 --> cavity 1.5 x0.8

2 FIXING CLIP SITE
suitable for clip button 6.2x12.2
wall thickness 0.67 -4



16-17924	14/06/16	08	Added SWS TE as option for wire size 4mm²	FG	BI
16-17524	31/03/16	07	Lever Black for pinout 23w	FG	MC
15-05641	20/10/2015	06	Added 17w, 23w	FG	MC
15-15985	09/09/2015	05	Added yellow color	FG	MC
15-14043	14/05/15	04	Modified module male and assy DPNs	DT	MC
	08/07/14	03	Added locking feature for the cover	DT	MC
	28/03/2014	02	Updated dimensions; removed Preliminary	DT	MC
	14/02/2014	01	Issued new DPN: 33403733; 33403732	DT	MC
ECN-NO. NUMERO ECN	DATE DOI MM / YY DATA	REVISION REVISIONE	POSITION POSIZIONE	CHANGE DESCRIPTION DESCRIZIONE MODIFICHE	DRAWN BY CHIA. BY PROPR. BY PROGETTANTE (CONTROLLATO) PROVA
PRODUCT SPEC. SPEC. DI PRODOTTO	PACKAGING SPEC. SPEC. DI IMBALLAGGIO	APPLICATION SPEC. SPEC. DI APPLICAZIONE	COPYRIGHT	DELPHI CORPORATION AND/OR ITS AFFILIATES. ALL RIGHTS RESERVED. REVISIO	
TOLERANCES TOLLERANZE	± 0.3mm / ±1"	MATERIAL: MATERIALI	see table	see table	
DO NOT SCALE DRAWING DISCENDI DA QUESTA SCALA	DATA	NAME NOME	LOC. CODE NAZIONALE/ITA	IT	
DRAWN BY: 05/06/13 DT	DATA	TITLE DESCRIZIONE	32W Male sealed connector	FSD 310265	
CHECKED BY: 28/03/14 MP	DATA	EU -	see table	FILE NAME: fsd_male_assembly_cust	SCALE: 2:1

Mouser Electronics

Authorized Distributor

Click to View Pricing, Inventory, Delivery & Lifecycle Information:

[Aptiv:](#)

[33406297](#) [33406297-B](#)