DO NOT SCALE
NICHT MASSSTAEBLICH

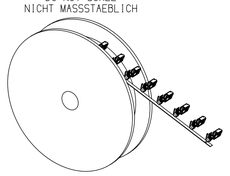

TERMINALS WOUND AS SHOWN
SPULRICHTUNG

L_{MAS} ±0.5	H_2 ±0.2	H_1 ±0.2	B_2 ±0.2	B_1 ±0.2	L_3 ±0.3	L_2 ±0.2	L_1 ±0.2	TYPE	CROSS-SECTION QUERSCHNITT [MM²]
19.05	4.90	4.00	4.70	3.80	6.30	1.80	3.50	1	2.50
19.05	6.70	4.80	6.40	4.60	6.80	1.80	4.00		4.00
19.95	7.00	5.60	6.70	5.30	7.80	1.80	4.50		6.00
19.05	3.10	2.20	3.10	2.20	6.60	2.80	2.50	2	0.35
19.05	4.10	3.00	3.80	2.80	5.80	1.80	3.00		0.50 - 1.00
19.05	4.90	4.00	4.70	3.80	6.30	1.80	3.50		1.50 - 2.50
19.05	6.70	4.80	6.40	4.60	6.80	1.80	4.00		>2.50 < 4.00
19.95	7.00	5.60	6.70	5.30	7.80	1.80	4.50		4.00 - 6.00

BODY MATERIAL STRENGTH FESTIGKEIT [MIN. MPA]	BODY MATERIAL DIN EN UNS	HOOD MATERIAL STRENGTH FESTIGKEIT [MIN. MPA]	HOOD MATERIAL DIN EN UNS	CABLE LEITUNG Ø	CROSS-SECTION QUERSCHNITT [MM²]	TYPE	MARKING KENNUNG 3	PLATING / BESCHICHTUNG CONTACT-INTERFACE KONTAKT-BEREICH [MIN. µM]	PLATING / BESCHICHTUNG CRIMP [MIN. µM]	KODIERUNG/ CODING	PART-NO. TEILE-NR.	REV 5	DATE DATUM
480	CuFe2P EN1651	1450	X10CrNi18B	2.70 - 3.00	2.50	1	II	AG2 OVER NI1	SN 2	X	35023005	01	05AP17
							I	SN 1.2	SN 1.2				
				3.40 - 3.70	4.00		II	AG2 OVER NI1	SN 2	X	35023006	01	05AP17
							I	SN 1.2	SN 1.2				
				4.00 - 4.30	6.00		II	AG2 OVER NI1	SN 2	X	35023007	01	05AP17
							I	SN 1.2	SN 1.2				
				1.30 - 1.60	0.35	2	II	AG2 OVER NI1	SN 2	X	35571006	01	27MY21
							I	SN 1.2	SN 1.2	X	35394203	01	25SE19
				1.40 - 2.10	0.50 - 1.00		II	AG2 OVER NI1	SN 2	X	35092595	01	05AP17
							I	SN 1.2	SN 1.2	X	35394308	01	25SE19
				2.20 - 3.00	1.50 - 2.50		II	AG2 OVER NI1	SN 2	X	35092622	01	05AP17
							I	SN 1.2	SN 1.2	X	35394307	01	25SE19
				2.70 - 3.70	> 2.50 < 4.00		II	AG2 OVER NI1	SN 2	X	35092624	01	05AP17
							I	SN 1.2	SN 1.2	X	35394305	01	25SE19
				3.40 - 4.30	4.00 - 6.00		II	AG2 OVER NI1	SN 2	X	35092623	01	05AP17
							I	SN 1.2	SN 1.2	X	35394303	01	25SE19

DWG STATUS DATE	STG	REV	N/P	CHG	ZONE	REVISION HISTORY	AUTH	DR	APVD 1	APVD 2
20AP21	R	01				INITIAL RELEASE / FREIGABE	OPP-19305992	K.BRA	FRI	SYS
27MY21	R	03				35571006 ADDED/ HINZU AG2 OVER NI1 WAS/ WAR AG3 OVER NI1	OPP 20320987			
06DE22	R	03	AA			DIM 28: 2.20 WAS/ WAR 2.50	CR-22/ 76476	K.BRA	FRI	SYS

C-C

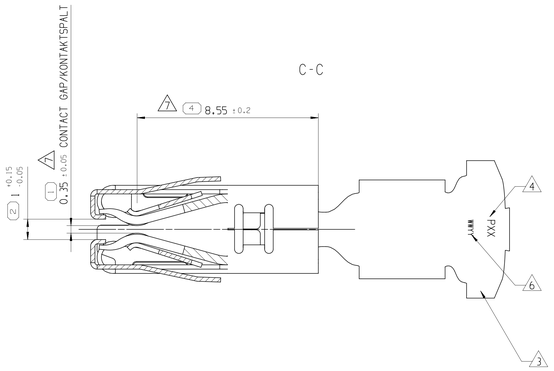

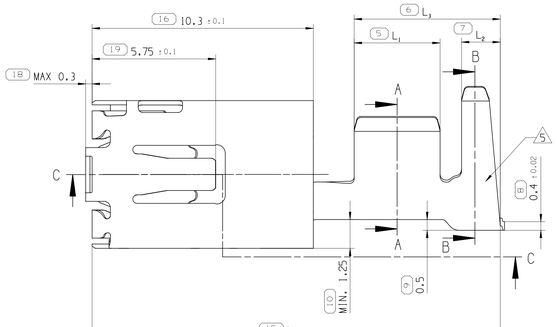

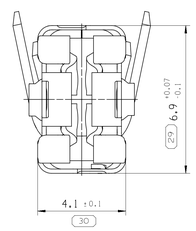

A-A

ONLY SECTIONAL VIEW SHOWN
NUR SCHNITTEBENE DARGESTELLT

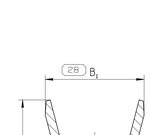

B-B

ONLY SECTIONAL VIEW SHOWN
NUR SCHNITTEBENE DARGESTELLT

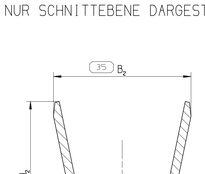

TYPE 1

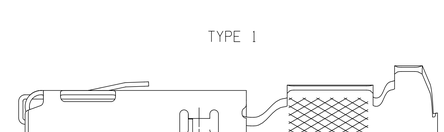

TYPE 2

KODIERUNG / CODING

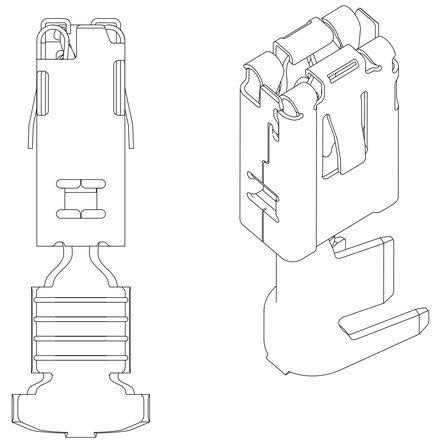

BEMERKUNGEN
NOTES

1	DIMENSIONS IN MASSE IN	MM
2	MATING TAB STECKERDICKE	0.60 - 0.67 MM
3	VARIATION MARKING AUSFUEHRUNGS-KENNZEICHNUNG	M6;F9
4	COMPANY LABEL HERSTELLERKENNZEICHNUNG	K13
5	PART-REVISION TEILE-REVISION	G13; M4
6	MANUFACTURING-DATE: YEAR / WEEK FERTIGUNGS-DATUM: JAHR / WOCHE	J13
7	CONTACT POINT KONTAKT PUNKT	K15; K16

MASSSTAB / SCALE
5 : 1

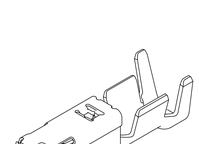

DIM TO CHECK PRUEFMASSE
DIM FOR HELP HILFSMASSE
THEORETIC DIM THEORE. MASSE

LINE DRAWN THROUGH A PART NUMBER INDICATES THAT PHYSICAL PARTS ARE NOT AVAILABLE FOR ORDERING.

PART NUMBERS THAT DO NOT HAVE A LINE PRESENT INDICATE THAT PHYSICAL PARTS ARE AVAILABLE FOR ORDERING.

CONTACT APTIV SALES TO ASSURE AVAILABILITY OF PARTS.

MIT EINER LINE DURCHGESTRICHENE PART-NR GEKENNZEICHNET, DASS DIESE PART-NR NICHT BESTELLT WERDEN KANN

PART-NR DE KENE LINE ZEIGEN, KENNZEICHNEN, DAS TEILE ZUR BESTELLUNG VERFUEGBAR SND

FUER VERFUEGBARKEIT DER PARTS DEN EINKAUF VON APTIV KONTAKTIEREN

R 0.1 MAX
R 0.2 MAX
SHARP CORNER TOLERANCE

DIMENSIONAL RANGE (MM)		CHART D
FROM	0	>12
TO	12	
TOLERANCE UNLESS OTHERWISE SPECIFIED	±0.1	±0.2
ANGULAR TOLERANCE ±2°		

DWG TYP
PART DRAWING
WEIGHT (GR)
SEE CHART
VOLUME (CM³)
DISTR CODE
D
ROUTING
13976103-CUS01-S03
UNLESS OTHERWISE SPECIFIED

GENERAL TOLERANCES ACCORDING TO:
SEE CHART / SIEHE TABELLE

GD&T ACCORDING TO:
ISO 1101

REFERENCE

FIRST ANGLE PROJECTION

DO NOT SCALE
USE MATH DATA

CAD NX

•APTIV•
CONNECTION SYSTEMS
D-42119 WUPPERTAL
COPYRIGHT 2021 APTIV. ALL RIGHTS RESERVED.
THIS DRAWING IS THE PROPERTY OF APTIV AND CONTAINS APTIV CONFIDENTIAL INFORMATION. THE REPRODUCTION, DISTRIBUTION AND UTILIZATION OF THIS DOCUMENT OR ITS RELATED CAD MATH DATA, AS WELL AS COMMUNICATION OF ANY CONTENT TO OTHERS, WITHOUT EXPRESS AUTHORIZATION, IS PROHIBITED.
DIESE ZEICHNUNG IST EIGENTUM DER FIRMA APTIV UND ENTHAELT APTIV VERTRAULICHE INFORMATIONEN. DE REPRODUKTION, VERTEILUNG UND NUTZUNG DIESES DOKUMENTES ODER DEREN ZUGEHOERIGEN CAD DATEN, ODER AUCH ALS KOMMUNIKATION VON BELIEBIGEN INHALT ZU ANDEREN, IST OHNE BERECHTIGUNGSPRUEFUNG DURCH DE APTIV UNZULAESSIG.

		DATE
DR	K.BRACHT	20AP21
APVD1	G.FRIMMERSDORF	20AP21
APVD2	SYS	20AP21
APVD3		
APVD4		
APVD5		

SUBSTANCES OF CONCERN AND RECYCLED CONTENT PER APTIV 1094900]
POTENTIELL GEFAEHRLICHE STOFFE UND RECYKLATANTEIL GEMAESS APTIV 1094900]

MATERIAL
SEE CHART / SIEHE TABELLE

DRAWING NAME
CTS 630 ATO
TERMINAL, UNSEALED
KONTAKT, UNGEDICHTET

DRAWING NUMBER
13976103

SIZE	SCALE	FRAME NO	SHEET NO	STG	REV	N/P
A0	5:1	1 OF	3 OF 3	R	03	AA

UNCONTROLLED DOCUMENTS ARE ONLY AVAILABLE ON THE SERVER
User: i_cgrabh
Form: i_12781_2
Date: 06-Dez-22 Time: 11:13:16

Mouser Electronics

Authorized Distributor

Click to View Pricing, Inventory, Delivery & Lifecycle Information:

Aptiv:

35394307 35396203