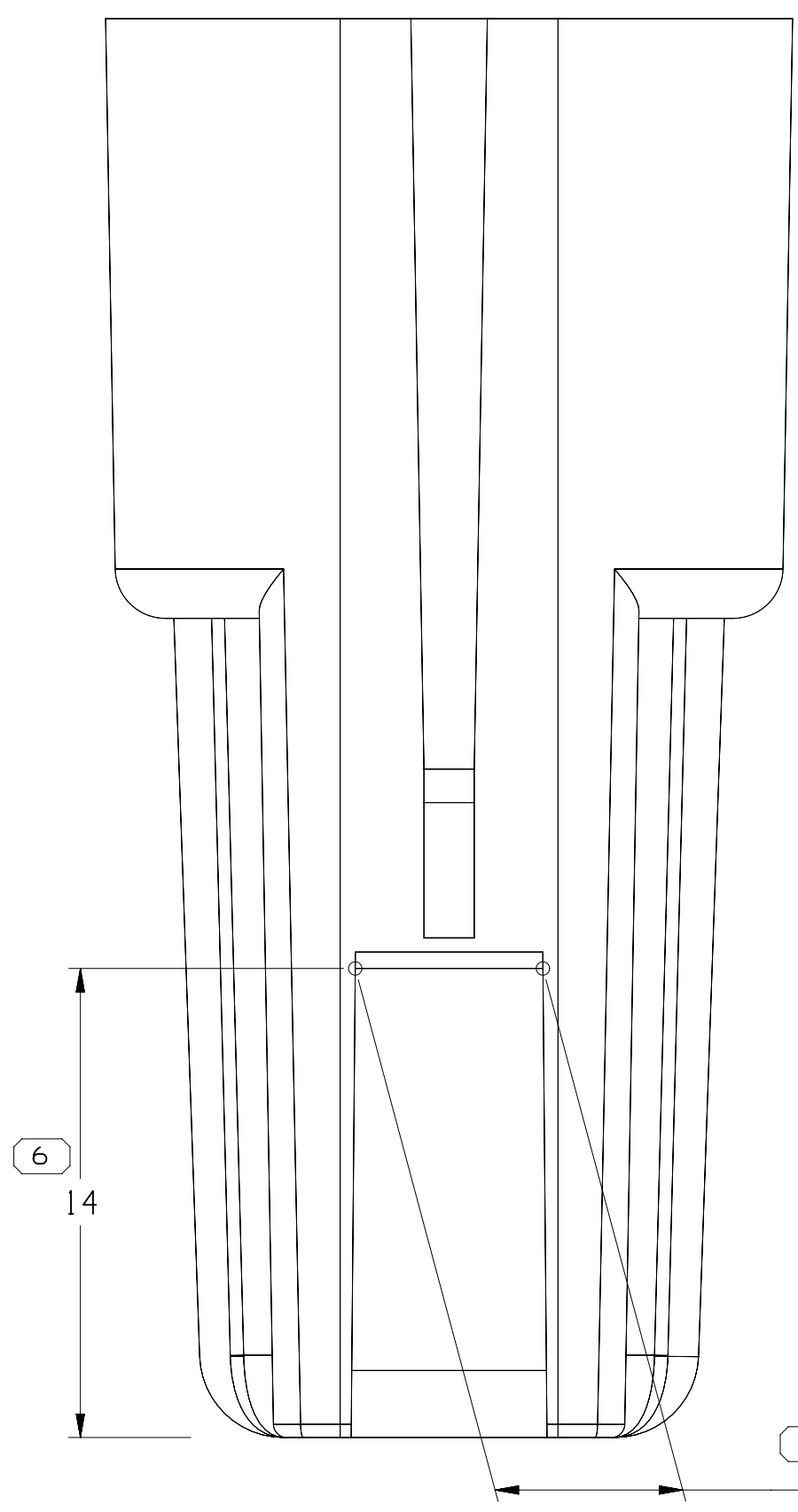
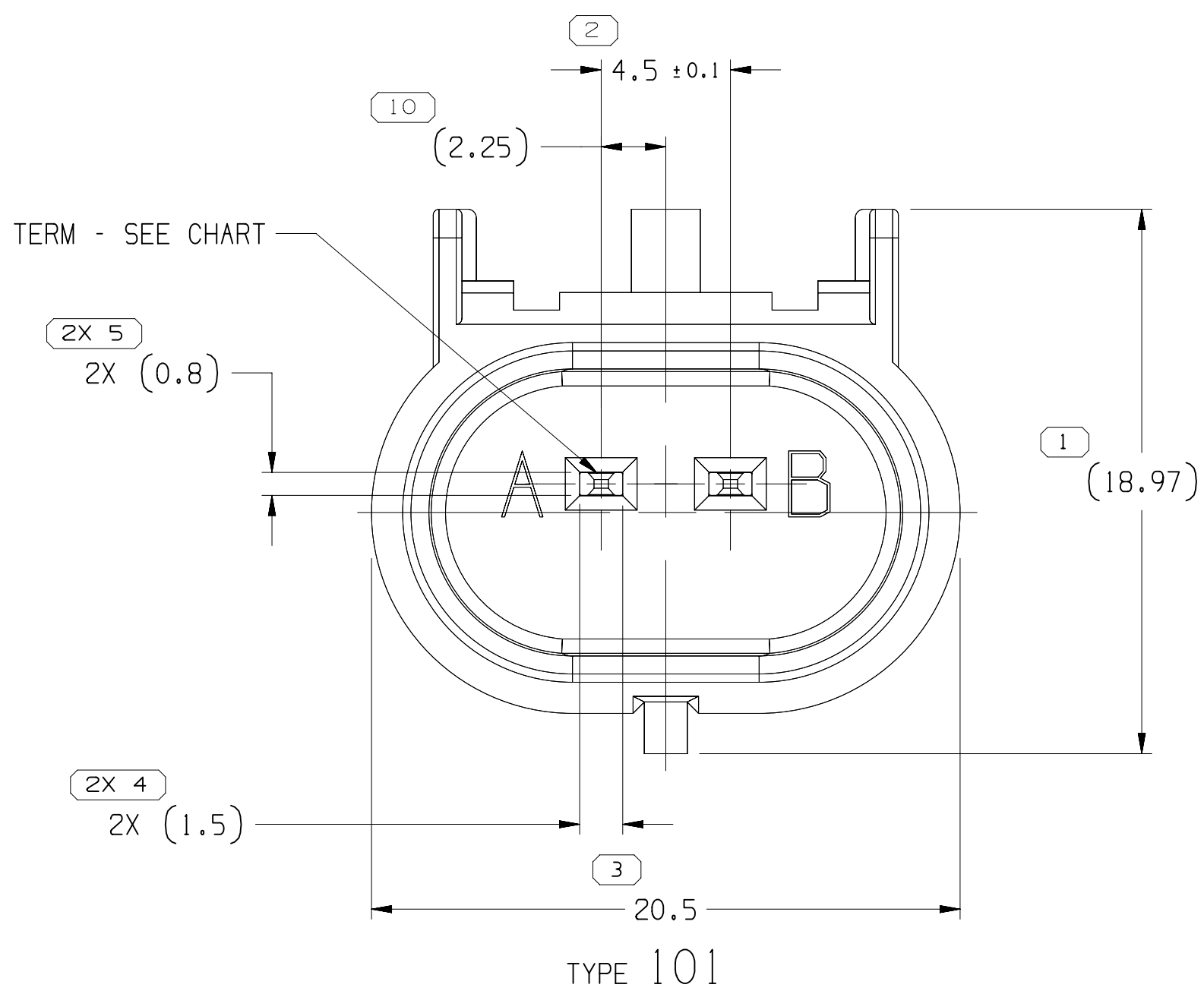
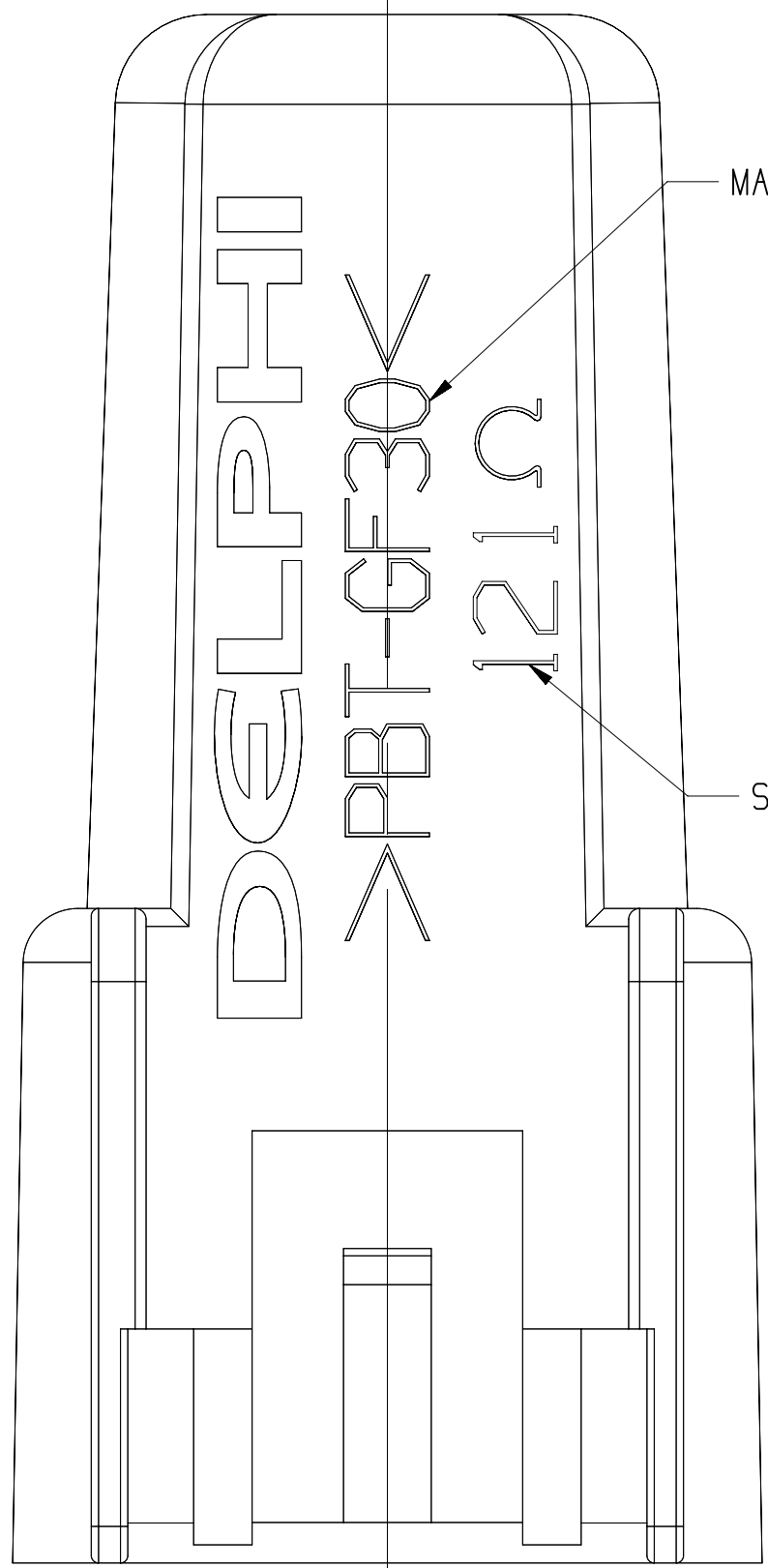
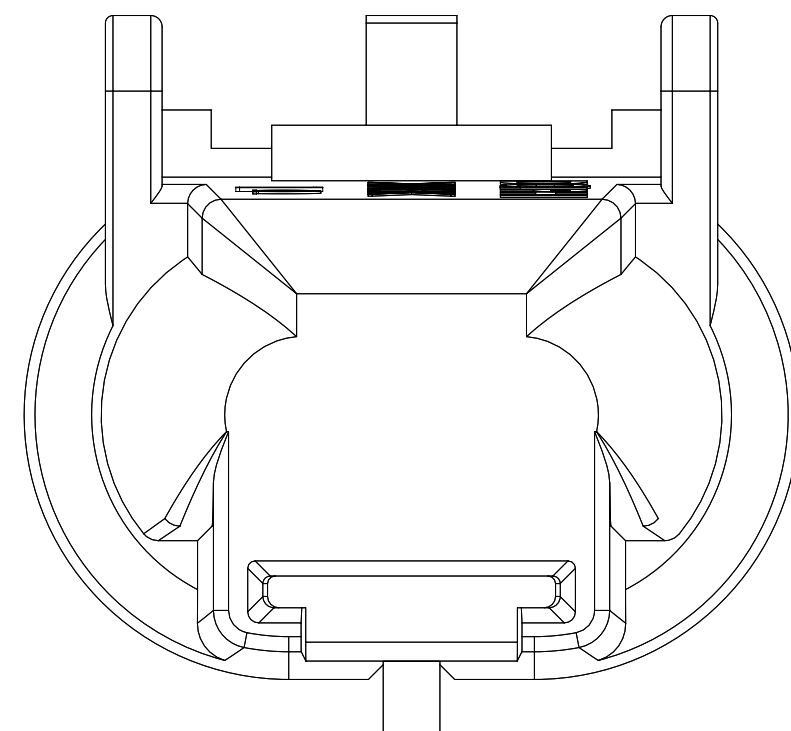
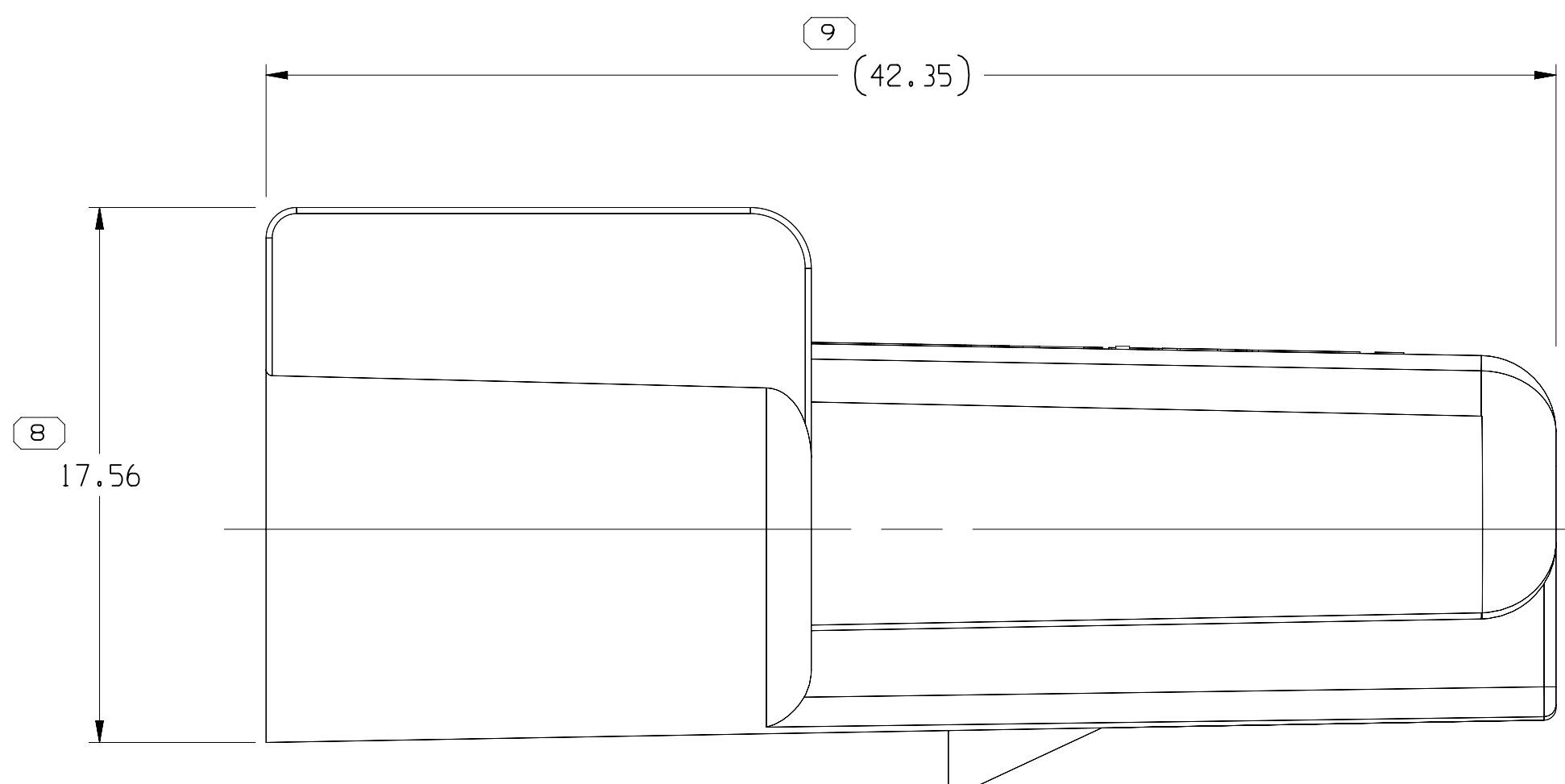
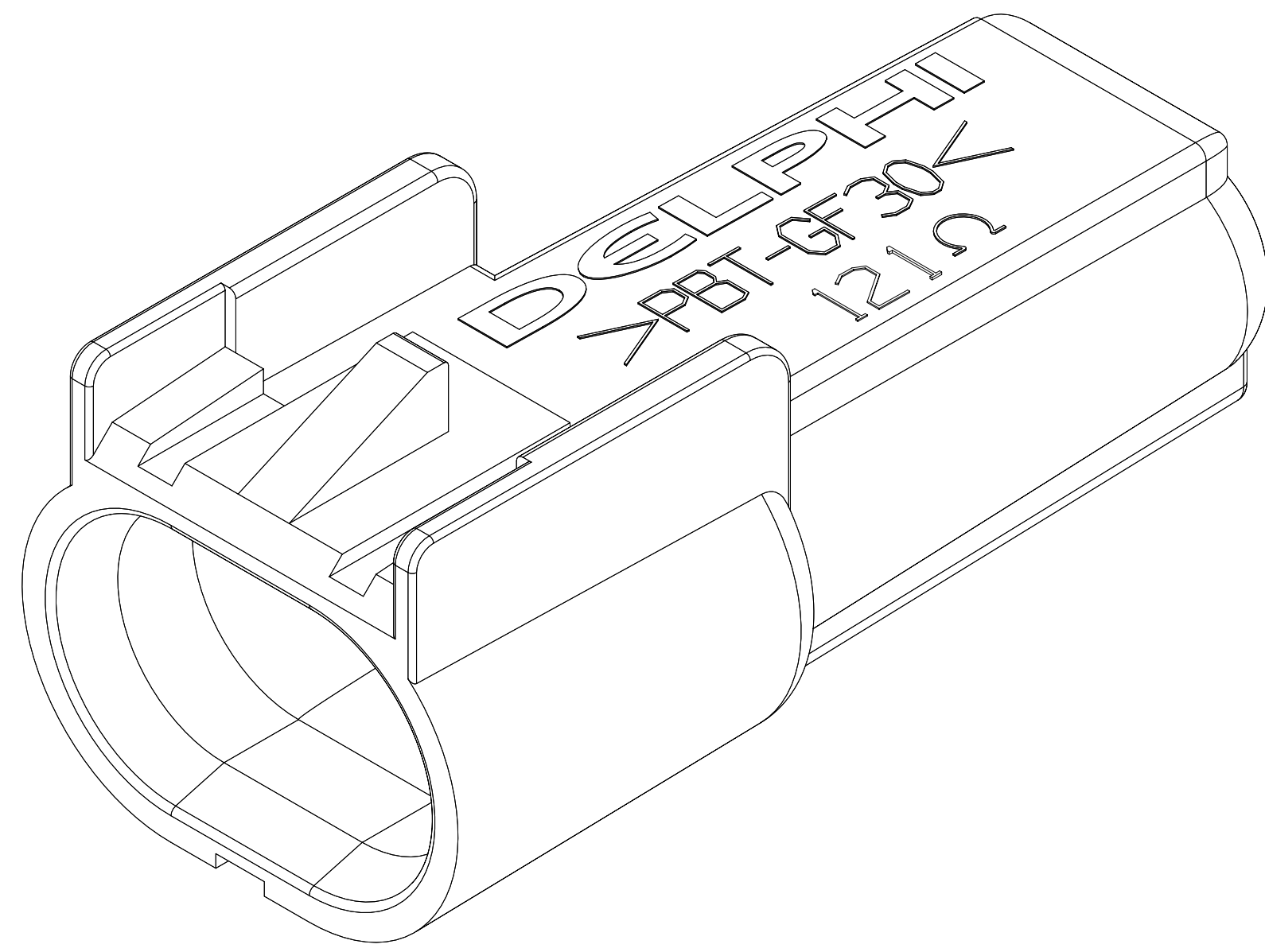


TYPE 102
SAME AS TYPE 101 EXCEPT
AS SHOWN



35351504	01	AA	102	15455930	13589068	13816192	7320	-	POLYESTER COMPOUND GRAY	6.182
35199153	01	AA	102	15455930	35199148	13816192	499	-	POLYESTER COMPOUND BLACK	6.182
33284011	01	-	102	15455930	33277834	13816192	39	-	POLYESTER COMPOUND GRAY	6.182
33183323	01	AA	102	15455930	33183321	13816192	-	1200	POLYESTER COMPOUND BLACK	5.859
33183322	01	AA	102	15455930	33183320	13816192	-	2700	POLYESTER COMPOUND BLACK	5.859
15510071	01	AB	102	15455930	15510135	13816192	2700	-	POLYESTER COMPOUND BLACK	5.859
13924569	01	AC	102	15455930	13921531	13816192	18	-	POLYESTER COMPOUND BLACK	5.859
13923432	02	AB	102	15455930	13923431	13816192	8	-	POLYESTER COMPOUND BLACK	5.859
13853079	01	AC	102	15455930	13853076	13816192	39	-	POLYESTER COMPOUND GRAY	5.859
13853078	01	AD	102	15455930	13853075	13816192	3,000	-	POLYESTER COMPOUND BLUE	5.859
13534895	04	AE	102	15455930	13589069	13816192	12,700	-	POLYESTER COMPOUND BLACK	5.859
13534894	04	AE	102	15455930	13589068	13816192	7320	-	POLYESTER COMPOUND BLACK	5.859
13534893	04	AE	102	15455930	13589067	13816192	3160	-	POLYESTER COMPOUND BLACK	5.859
13534892	04	AE	102	15455930	13589066	13816192	1820	-	POLYESTER COMPOUND BLACK	5.859
13534891	04	AE	102	15455930	13589065	13816192	1150	-	POLYESTER COMPOUND BLACK	5.859
13534890	04	AE	102	15455930	13589064	13816192	715	-	POLYESTER COMPOUND BLACK	5.859
13534889	04	AE	102	15455930	13589063	13816192	453	-	POLYESTER COMPOUND BLACK	5.859
13534888	04	AE	102	15455930	13589062	13816192	255	-	POLYESTER COMPOUND BLACK	5.859
13534887	04	AE	102	15455930	13589061	13816192	115	-	POLYESTER COMPOUND BLACK	5.862
15429045	04	AE	101	15455930	13589070	13816192	121	-	POLYESTER COMPOUND BLACK	5.846
PART NO	REV	N/P	TYPE	TERMINAL	RESISTOR	SLEEVE (2 PLCS)	RESISTANCE VALUE (OHMS ± 1%)	RESISTANCE VALUE (OHMS ± 5%)	MATERIAL SPECIFICATION AND COLOR	VOLUME CM³

SYMBOL DEFINITION				MISSING SYMBOLS	
○	A DIMENSION WITHOUT AN INSPECTION REPORT SYMBOL DOES NOT REQUIRE INSPECTION. IT MAY BE CONTROLLED ON THE INDIVIDUAL COMPONENT DRAWING.			TOTAL NO OF INSPECTIONS REQUIRED	12
				LAST NO. USED	10



NOTES

- UNLESS OTHERWISE SPECIFIED AND/OR INDICATED:

DIMENSIONS ARE TO FACE OF VIEW SHOWN AND AUTOMATICALLY ROUNDED BY COMPUTER FOR INSPECTION. (SEE MATH MODEL FOR PRECISE DIMENSIONS.) FOR ALL OTHER DIMENSIONS NOT SHOWN BUT REQUIRED FOR TOOL BUILD, SEE MATH MODEL FOR PRECISE TOOL PATH DATA.

- REFERENCE MATING COMPONENTS OR EQUIVALENT:

CONNECTOR 13510085
TERMINAL 15326426, FEMALE TERMINAL MUST HAVE GOLD PLATED TERMINAL CONTACT AREA.

- MATERIAL RECYCLING CODE PER ISO 11469. (2,3)X(0,1) CHARACTERS AS SHOWN TO BE LOCATED ON ANY EXTERIOR SURFACE.

- CORPORATE BRAND TO BE APPLIED TO PRODUCT DESIGN PER THE LATEST REVISION OF ESD S1085201.

- THIS PRODUCT IS NOT CATEGORIZED AS AN APPEARANCE ITEM, MINOR IMPERFECTIONS INCLUDING, BUT NOT LIMITED TO, FLOW MARKS, COLOR BLEWISHES, GATE VESTIGE, AND SOFT FLASH THAT DO NOT AFFECT THE FIT, FORM, OR FUNCTION OF THE PART ARE PERMISSIBLE PER DPNP-4.7-CS-01.

PROCESS SENSITIVE DIMENSION	
DIMENSIONS ENCLOSED IN () INDICATE RETRACTED DIMENSIONS AND NO TOLERANCE LIMITS ARE ESTABLISHED	

DIMENSIONAL RANGE (MM)		TOLERANCE UNLESS OTHERWISE SPECIFIED					
FROM	> 0	> 20	> 30	> 70	> 100	> 150	> 200
TO	20	30	70	100	150	200	250
TOLERANCE UNLESS OTHERWISE SPECIFIED							
	±0.15	±0.2	±0.3	±0.4	±0.5	±0.6	±0.8
ANGULAR TOLERANCE ±24							

Mouser Electronics

Authorized Distributor

Click to View Pricing, Inventory, Delivery & Lifecycle Information:

[Aptiv:](#)
[13534889](#)