
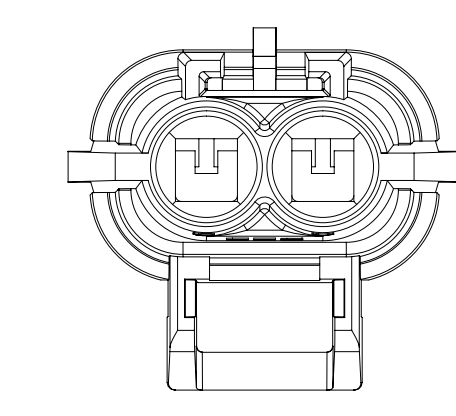

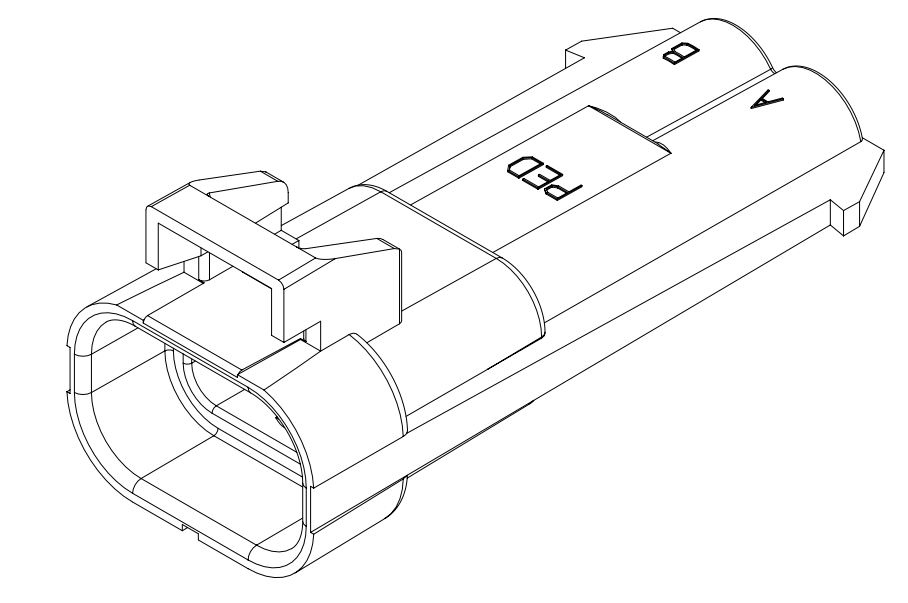
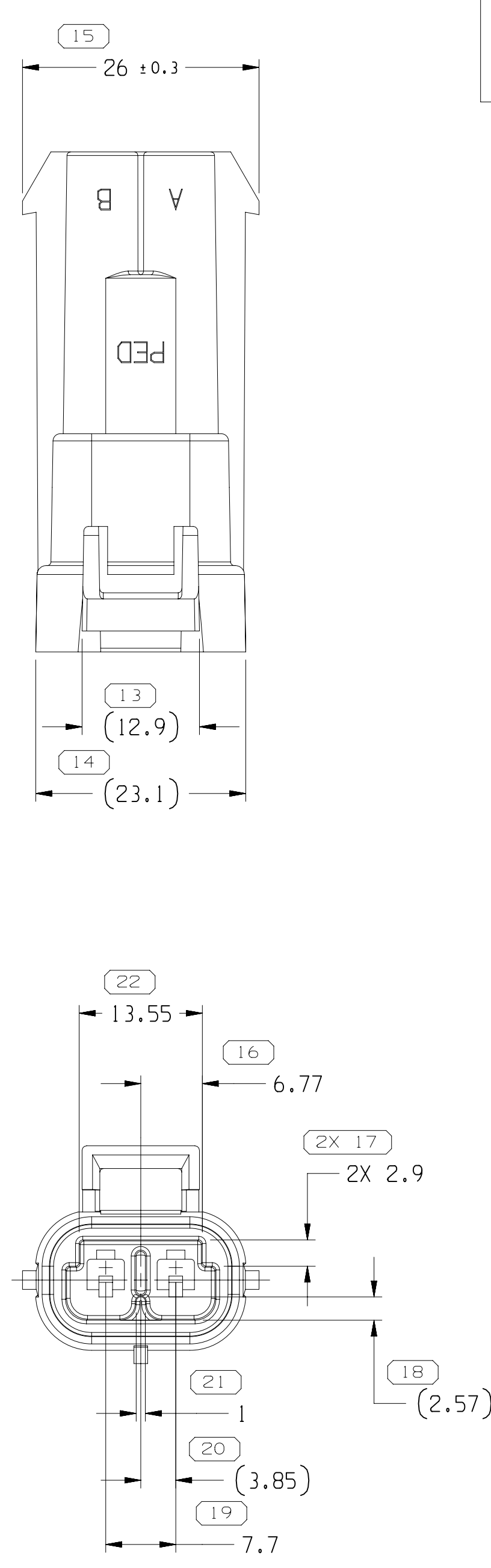
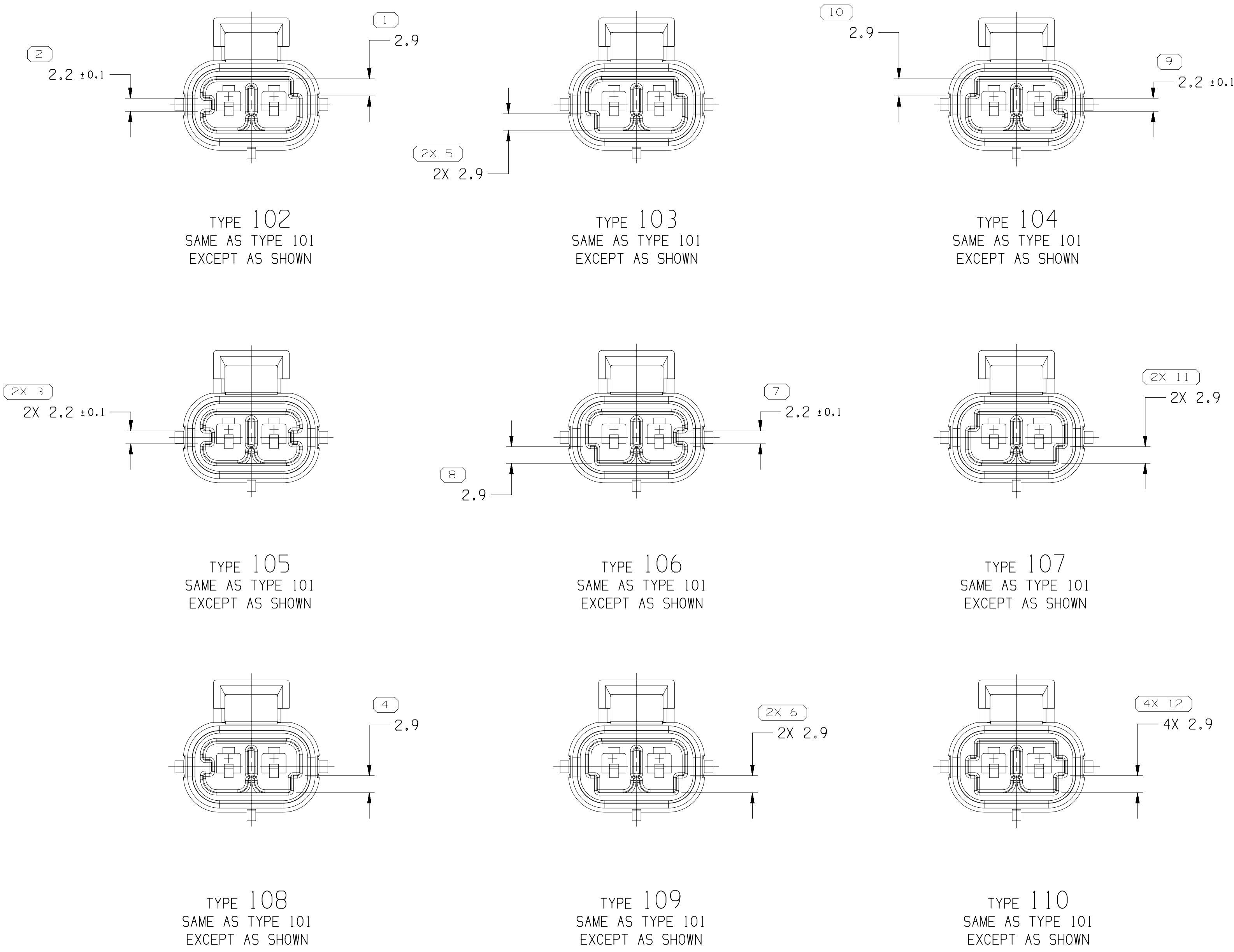


SYMBOL DEFINITION			MISSING SYMBOLS	
A DIMENSION WITHOUT AN INSPECTION REPORT SYMBOL  DOES NOT REQUIRE INSPECTION. IT MAY BE CONTROLLED ON THE INDIVIDUAL COMPONENT DRAWING.	TOTAL NO OF INSPECTIONS REQUIRED	38	NO MISSING SYMBOL NUMBER	
	LAST NO. USED	29		

DWG STATUS					ZONE	REVISION HISTORY					AUTH		DR	APVD	APV2		
DATE	STG	REV	N/P	CHG													
150C99	R	001	-	-		CLEARED REV COLUMN & 12084323 - OBSOLETE					990003	FMO	JVM	LRT			
16MR05	R	02	-	-		13522285 - RELEASED; ALL ACTIVE PARTS - ADDED OPTIONAL CONSTRUCTION, REMOVED CONN & CLIP ASM COLUMN FROM CHART, REVISED TYPE CALLOUTS & MAT'L SPEC					264580	BB	BB	SN			M
17FE06	R	03	-	-		12084315 - OBSOLETE					277566	6PS	JVM	MKM			
03MR06	R	04	-	-		13522285 - OBSOLETE					278029	6PS	JAA	EEM			
22SE22	R	05	-	-		ALL ACTIVE PARTS - PSD WAS DIM #24					558604	AHY	JAA	ACR			



OPTIONAL CONSTRUCTION

- NOTES
- UNLESS OTHERWISE SPECIFIED AND/OR INDICATED:  
DIMENSIONS ARE TO FACE OF VIEW SHOWN AND AUTOMATICALLY ROUNDED BY COMPUTER FOR INSPECTION (SEE MATH MODEL FOR PRECISE DIMENSIONS). FOR ALL OTHER DIMENSIONS NOT SHOWN BUT REQUIRED FOR TOOL BUILD, SEE MATH MODEL FOR PRECISE TOOL PATH DATA.
  - PARTS SHOWN ON THIS DRAWING USED IN ASSEMBLIES SHOWN ON TAXI 02973626.
  - MATERIAL RECYCLING CODE PER ISO 11469. (2,3)(X)(0,1) CHARACTERS AS SHOWN TO BE LOCATED ON ANY EXTERIOR SURFACE. OPTIONAL CONSTRUCTION TO BE NO MATERIAL RECYCLING CODE.
  - THIS PART IS NOT CONTROLLED FOR AUTOMATIC FEEDING.
  - FOR MATING CONFIGURATION REQUIREMENTS, SEE CHART.
  - FOR APPLICATION DATA SEE THE INDIVIDUAL APPLICATION DRAWINGS.
  - CORPORATE BRAND TO BE APPLIED TO PRODUCT DESIGN PER THE LATEST REVISION OF ESD 51085201.

PART NO	REV	N/P	TYPE	MATERIAL SPECIFICATION AND COLOR	MATING CONNECTOR	VOLUME
13522285	01	AA	102	POLYAMIDE COMPOUND GRA	12129486	6.202
15317807	A2	-	101	POLYAMIDE COMPOUND BLK	12077901	6.199
12191966	A3	-	110	POLYAMIDE COMPOUND GRA	12191968	6.290
12084323	H2	-	109	POLYAMIDE COMPOUND YEL	12084322	6.199
12084319	H3	-	108	POLYAMIDE COMPOUND YEL	12084318	6.202
12084315	H3	-	107	POLYAMIDE COMPOUND YEL	12084314	6.199
12084311	H3	-	106	POLYAMIDE COMPOUND YEL	12084310	6.202
12084307	H3	-	105	POLYAMIDE COMPOUND YEL	12084306	6.205
12084303	H3	-	104	POLYAMIDE COMPOUND YEL	12084302	6.202
12084180	H3	-	103	POLYAMIDE COMPOUND YEL	12084179	6.199
12084176	H3	-	102	POLYAMIDE COMPOUND YEL	12084175	6.202
12077902	H1	-	101	POLYAMIDE COMPOUND YEL	12077901	6.199

28	PROCESS SENSITIVE DIMENSION
DIMENSIONS ENCLOSED IN ( ) INDICATE REFERENCE DIMENSING AND NO TOLERANCE LIMITS ARE ESTABLISHED	
FROM	TO
0	> 20
> 20	> 30
> 30	> 70
> 70	> 100
> 100	> 150
> 150	> 200
> 200	> 250
> 250	> 300
> 300	> 350
> 350	> 400
> 400	> 450
> 450	> 500
> 500	> 550
> 550	> 600
> 600	> 650
> 650	> 700
> 700	> 750
> 750	> 800
> 800	> 850
> 850	> 900
> 900	> 950
> 950	> 1000
> 1000	> 1050
> 1050	> 1100
> 1100	> 1150
> 1150	> 1200
> 1200	> 1250
> 1250	> 1300
> 1300	> 1350
> 1350	> 1400
> 1400	> 1450
> 1450	> 1500
> 1500	> 1550
> 1550	> 1600
> 1600	> 1650
> 1650	> 1700
> 1700	> 1750
> 1750	> 1800
> 1800	> 1850
> 1850	> 1900
> 1900	> 1950
> 1950	> 2000
> 2000	> 2050
> 2050	> 2100
> 2100	> 2150
> 2150	> 2200
> 2200	> 2250
> 2250	> 2300
> 2300	> 2350
> 2350	> 2400
> 2400	> 2450
> 2450	> 2500
> 2500	> 2550
> 2550	> 2600
> 2600	> 2650
> 2650	> 2700
> 2700	> 2750
> 2750	> 2800
> 2800	> 2850
> 2850	> 2900
> 2900	> 2950
> 2950	> 3000
> 3000	> 3050
> 3050	> 3100
> 3100	> 3150
> 3150	> 3200
> 3200	> 3250
> 3250	> 3300
> 3300	> 3350
> 3350	> 3400
> 3400	> 3450
> 3450	> 3500
> 3500	> 3550
> 3550	> 3600
> 3600	> 3650
> 3650	> 3700
> 3700	> 3750
> 3750	> 3800
> 3800	> 3850
> 3850	> 3900
> 3900	> 3950
> 3950	> 4000
> 4000	> 4050
> 4050	> 4100
> 4100	> 4150
> 4150	> 4200
> 4200	> 4250
> 4250	> 4300
> 4300	> 4350
> 4350	> 4400
> 4400	> 4450
> 4450	> 4500
> 4500	> 4550
> 4550	> 4600
> 4600	> 4650
> 4650	> 4700
> 4700	> 4750
> 4750	> 4800
> 4800	> 4850
> 4850	> 4900
> 4900	> 4950
> 4950	> 5000
> 5000	> 5050
> 5050	> 5100
> 5100	> 5150
> 5150	> 5200
> 5200	> 5250
> 5250	> 5300
> 5300	> 5350
> 5350	> 5400
> 5400	> 5450
> 5450	> 5500
> 5500	> 5550
> 5550	> 5600
> 5600	> 5650
> 5650	> 5700
> 5700	> 5750
> 5750	> 5800
> 5800	> 5850
> 5850	> 5900
> 5900	> 5950
> 5950	> 6000
> 6000	> 6050
> 6050	> 6100
> 6100	> 6150
> 6150	> 6200
> 6200	> 6250
> 6250	> 6300
> 6300	> 6350
> 6350	> 6400
> 6400	> 6450
> 6450	> 6500
> 6500	> 6550
> 6550	> 6600
> 6600	> 6650
> 6650	> 6700
> 6700	> 6750
> 6750	> 6800
> 6800	> 6850
> 6850	> 6900
> 6900	> 6950
> 6950	> 7000
> 7000	> 7050
> 7050	> 7100
> 7100	> 7150
> 7150	> 7200
> 7200	> 7250
> 7250	> 7300
> 7300	> 7350
> 7350	> 7400
> 7400	> 7450
> 7450	> 7500
> 7500	> 7550
> 7550	> 7600
> 7600	> 7650
> 7650	> 7700
> 7700	> 7750
> 7750	> 7800
> 7800	> 7850
> 7850	> 7900
> 7900	> 7950
> 7950	> 8000
> 8000	> 8050
> 8050	> 8100
> 8100	> 8150
> 8150	> 8200
> 8200	> 8250
> 8250	> 8300
> 8300	> 8350
> 8350	> 8400
> 8400	> 8450
> 8450	> 8500
> 8500	> 8550
> 8550	> 8600
> 8600	> 8650
> 8650	> 8700
> 8700	> 8750
> 8750	> 8800
> 8800	> 8850
> 8850	> 8900
> 8900	> 8950
> 8950	> 9000
> 9000	> 9050
> 9050	> 9100
> 9100	> 9150
> 9150	> 9200
> 9200	> 9250
> 9250	> 9300
> 9300	> 9350
> 9350	> 9400
> 9400	> 9450
> 9450	> 9500
> 9500	> 9550
> 9550	> 9600
> 9600	> 9650
> 9650	> 9700
> 9700	> 9750
> 9750	> 9800
> 9800	> 9850
> 9850	> 9900
> 9900	> 9950
> 9950	> 10000

**APTIV**

CONNECTION SYSTEMS

WARREN, OH

COPYRIGHT 1987 APTIV, ALL RIGHTS RESERVED.

THIS DRAWING IS THE PROPERTY OF APTIV AND CONTAINS APTIV CONFIDENTIAL INFORMATION. THE REPRODUCTION, DISTRIBUTION AND UTILIZATION OF THIS DOCUMENT OR ITS RELATED DATA, AS WELL AS COMMUNICATION OF ANY CONTENT TO OTHERS, WITHOUT EXPRESS AUTHORIZATION, IS PROHIBITED.

DRAWING NAME: TAXI CONN M M/P 280 SLD

DRAWING NUMBER: 12084172

SIZE: A0

SCALE: 2:1

FRAME NO: 1

SHEET NO: 1 OF 2

STG: R 05

REV: -

THIS DOCUMENT IS IN ACCORDANCE WITH ASME Y14.5M-1994 AS MODIFIED BY THE GM GLOBAL DIMENSING AND TOLERANCING ADDENDUM - 1997. ALL GEOMETRIC TOLERANCES AND RELATED DATUMS APPLY HEREIN. RULE #1 INSPECT FROM AT LEAST ONE VIEW. DIMENSIONS ARE TO UNLESS OTHERWISE SPECIFIED, SEPARATE POSITION CALLOUTS MAY BE GIVEN SEPARATELY. ALL DIMENSIONS ARE IN MILLIMETERS.

DATE: 09MY87

APV01: STEVE MARZO

APV02: R. W. GLEASON

APV03: W. K. CHIN

APV04: JIMMY

APV05: JIMMY

UNLESS OTHERWISE SPECIFIED

THIS DOCUMENT IS IN ACCORDANCE WITH ASME Y14.5M-1994 AS MODIFIED BY THE GM GLOBAL DIMENSING AND TOLERANCING ADDENDUM - 1997. ALL GEOMETRIC TOLERANCES AND RELATED DATUMS APPLY HEREIN. RULE #1 INSPECT FROM AT LEAST ONE VIEW. DIMENSIONS ARE TO UNLESS OTHERWISE SPECIFIED, SEPARATE POSITION CALLOUTS MAY BE GIVEN SEPARATELY. ALL DIMENSIONS ARE IN MILLIMETERS.

DATE: 09MY87

APV01: STEVE MARZO

APV02: R. W. GLEASON

APV03: W. K. CHIN

APV04: JIMMY

APV05: JIMMY

UNLESS OTHERWISE SPECIFIED

THIS DOCUMENT IS IN ACCORDANCE WITH ASME Y14.5M-1994 AS MODIFIED BY THE GM GLOBAL DIMENSING AND TOLERANCING ADDENDUM - 1997. ALL GEOMETRIC TOLERANCES AND RELATED DATUMS APPLY HEREIN. RULE #1 INSPECT FROM AT LEAST ONE VIEW. DIMENSIONS ARE TO UNLESS OTHERWISE SPECIFIED, SEPARATE POSITION CALLOUTS MAY BE GIVEN SEPARATELY. ALL DIMENSIONS ARE IN MILLIMETERS.

DATE: 09MY87

APV01: STEVE MARZO

APV02: R. W. GLEASON

APV03: W. K. CHIN

APV04: JIMMY

APV05: JIMMY

UNLESS OTHERWISE SPECIFIED

THIS DOCUMENT IS IN ACCORDANCE WITH ASME Y14.5M-1994 AS MODIFIED BY THE GM GLOBAL DIMENSING AND TOLERANCING ADDENDUM - 1997. ALL GEOMETRIC TOLERANCES AND RELATED DATUMS APPLY HEREIN. RULE #1 INSPECT FROM AT LEAST ONE VIEW. DIMENSIONS ARE TO UNLESS OTHERWISE SPECIFIED, SEPARATE POSITION CALLOUTS MAY BE GIVEN SEPARATELY. ALL DIMENSIONS ARE IN MILLIMETERS.

DATE: 09MY87

APV01: STEVE MARZO

APV02: R. W. GLEASON

APV03: W. K. CHIN

APV04: JIMMY

APV05: JIMMY

UNLESS OTHERWISE SPECIFIED

THIS DOCUMENT IS IN ACCORDANCE WITH ASME Y14.5M-1994 AS MODIFIED BY THE GM GLOBAL DIMENSING AND TOLERANCING ADDENDUM - 1997. ALL GEOMETRIC TOLERANCES AND RELATED DATUMS APPLY HEREIN. RULE #1 INSPECT FROM AT LEAST ONE VIEW. DIMENSIONS ARE TO UNLESS OTHERWISE SPECIFIED, SEPARATE POSITION CALLOUTS MAY BE GIVEN SEPARATELY. ALL DIMENSIONS ARE IN MILLIMETERS.

DATE: 09MY87

APV01: STEVE MARZO

APV02: R. W. GLEASON

APV03: W. K. CHIN

APV04: JIMMY

APV05: JIMMY

UNLESS OTHERWISE SPECIFIED

THIS DOCUMENT IS IN ACCORDANCE WITH ASME Y14.5M-1994 AS MODIFIED BY THE GM GLOBAL DIMENSING AND TOLERANCING ADDENDUM - 1997. ALL GEOMETRIC TOLERANCES AND RELATED DATUMS APPLY HEREIN. RULE #1 INSPECT FROM AT LEAST ONE VIEW. DIMENSIONS ARE TO UNLESS OTHERWISE SPECIFIED, SEPARATE POSITION CALLOUTS MAY BE GIVEN SEPARATELY. ALL DIMENSIONS ARE IN MILLIMETERS.

DATE: 09MY87

APV01: STEVE MARZO

APV02: R. W. GLEASON

APV03: W. K. CHIN

APV04: JIMMY

APV05: JIMMY

UNLESS OTHERWISE SPECIFIED

THIS DOCUMENT IS IN ACCORDANCE WITH ASME Y14.5M-1994 AS MODIFIED BY THE GM GLOBAL DIMENSING AND TOLERANCING ADDENDUM - 1997. ALL GEOMETRIC TOLERANCES AND RELATED DATUMS APPLY HEREIN. RULE #1 INSPECT FROM AT LEAST ONE VIEW. DIMENSIONS ARE TO UNLESS OTHERWISE SPECIFIED, SEPARATE POSITION CALLOUTS MAY BE GIVEN SEPARATELY. ALL DIMENSIONS ARE IN MILLIMETERS.

DATE: 09MY87

APV01: STEVE MARZO

APV02: R. W. GLEASON

APV03: W. K. CHIN

APV04: JIMMY

APV05: JIMMY

UNLESS OTHERWISE SPECIFIED

THIS DOCUMENT IS IN ACCORDANCE WITH ASME Y14.5M-1994 AS MODIFIED BY THE GM GLOBAL DIMENSING AND TOLERANCING ADDENDUM - 1997. ALL GEOMETRIC TOLERANCES AND RELATED DATUMS APPLY HEREIN. RULE #1 INSPECT FROM AT LEAST ONE VIEW. DIMENSIONS ARE TO UNLESS OTHERWISE SPECIFIED, SEPARATE POSITION CALLOUTS MAY BE GIVEN SEPARATELY. ALL DIMENSIONS ARE IN MILLIMETERS.

DATE: 09MY87

APV01: STEVE MARZO

APV02: R. W. GLEASON

APV03: W. K. CHIN

APV04: JIMMY

APV05: JIMMY

UNLESS OTHERWISE SPECIFIED

THIS DOCUMENT IS IN ACCORDANCE WITH ASME Y14.5M-1994 AS MODIFIED BY THE GM GLOBAL DIMENSING AND TOLERANCING ADDENDUM - 1997. ALL GEOMETRIC TOLERANCES AND RELATED DATUMS APPLY HEREIN. RULE #1 INSPECT FROM AT LEAST ONE VIEW. DIMENSIONS ARE TO UNLESS OTHERWISE SPECIFIED, SEPARATE POSITION CALLOUTS MAY BE GIVEN SEPARATELY. ALL DIMENSIONS ARE IN MILLIMETERS.

DATE: 09MY87

APV01: STEVE MARZO

APV02: R. W. GLEASON

APV03: W. K. CHIN

APV04: JIMMY

APV05: JIMMY

UNLESS OTHERWISE SPECIFIED

THIS DOCUMENT IS IN ACCORDANCE WITH ASME Y14.5M-1994 AS MODIFIED BY THE GM GLOBAL DIMENSING AND TOLERANCING ADDENDUM - 1997. ALL GEOMETRIC TOLERANCES AND RELATED DATUMS APPLY HEREIN. RULE #1 INSPECT FROM AT LEAST ONE VIEW. DIMENSIONS ARE TO UNLESS OTHERWISE SPECIFIED, SEPARATE POSITION CALLOUTS MAY BE GIVEN SEPARATELY. ALL DIMENSIONS ARE IN MILLIMETERS.

DATE: 09MY87

APV01: STEVE MARZO

APV02: R. W. GLEASON

APV03: W. K. CHIN

APV04: JIMMY

APV05: JIMMY

UNLESS OTHERWISE SPECIFIED

THIS DOCUMENT IS IN ACCORDANCE WITH ASME Y14.5M-1994 AS MODIFIED BY THE GM GLOBAL DIMENSING AND TOLERANCING ADDENDUM - 1997. ALL GEOMETRIC TOLERANCES AND RELATED DATUMS APPLY HEREIN. RULE #1 INSPECT FROM AT LEAST ONE VIEW. DIMENSIONS ARE TO UNLESS OTHERWISE SPECIFIED, SEPARATE POSITION CALLOUTS MAY BE GIVEN SEPARATELY. ALL DIMENSIONS ARE IN MILLIMETERS.

DATE: 09MY87

APV01: STEVE MARZO

APV02: R. W. GLEASON

APV03: W. K. CHIN

APV04: JIMMY

APV05: JIMMY

UNLESS OTHERWISE SPECIFIED

THIS DOCUMENT IS IN ACCORDANCE WITH ASME Y14.5M-1994 AS MODIFIED BY THE GM GLOBAL DIMENSING AND TOLERANCING ADDENDUM - 1997. ALL GEOMETRIC TOLERANCES AND RELATED DATUMS APPLY HEREIN. RULE #1 INSPECT FROM AT LEAST ONE VIEW. DIMENSIONS ARE TO UNLESS OTHERWISE SPECIFIED, SEPARATE POSITION CALLOUTS MAY BE GIVEN SEPARATELY. ALL DIMENSIONS ARE IN MILLIMETERS.

DATE: 09MY87

APV01: STEVE MARZO

APV02: R. W. GLEASON

APV03: W. K. CHIN

APV04: JIMMY

APV05: JIMMY

UNLESS OTHERWISE SPECIFIED

THIS DOCUMENT IS IN ACCORDANCE WITH ASME Y14.5M-1994 AS MODIFIED BY THE GM GLOBAL DIMENSING AND TOLERANCING ADDENDUM - 1997. ALL GEOMETRIC TOLERANCES AND RELATED DATUMS APPLY HEREIN. RULE #1 INSPECT FROM AT LEAST ONE VIEW. DIMENSIONS ARE TO UNLESS OTHERWISE SPECIFIED, SEPARATE POSITION CALLOUTS MAY BE GIVEN SEPARATELY. ALL DIMENSIONS ARE IN MILLIMETERS.

DATE: 09MY87

APV01: STEVE MARZO

APV02: R. W. GLEASON

APV03: W. K. CHIN

APV04: JIMMY

APV05: JIMMY

UNLESS OTHERWISE SPECIFIED

THIS DOCUMENT IS IN ACCORDANCE WITH ASME Y14.5M-1994 AS MODIFIED BY THE GM GLOBAL DIMENSING AND TOLERANCING ADDENDUM - 1997. ALL GEOMETRIC TOLERANCES AND RELATED DATUMS APPLY HEREIN. RULE #1 INSPECT FROM AT LEAST ONE VIEW. DIMENSIONS ARE TO UNLESS OTHERWISE SPECIFIED, SEPARATE POSITION CALLOUTS MAY BE GIVEN SEPARATELY. ALL DIMENSIONS ARE IN MILLIMETERS.

DATE: 09MY87

APV01: STEVE MARZO

APV02: R. W. GLEASON

APV03: W. K. CHIN

APV04: JIMMY

APV05: JIMMY

UNLESS OTHERWISE SPECIFIED

THIS DOCUMENT IS IN ACCORDANCE WITH ASME Y14.5M-1994 AS MODIFIED BY THE GM GLOBAL DIMENSING AND TOLERANCING ADDENDUM - 1997. ALL GEOMETRIC TOLERANCES AND RELATED DATUMS APPLY HEREIN. RULE #1 INSPECT FROM AT LEAST ONE VIEW. DIMENSIONS ARE TO UNLESS OTHERWISE SPECIFIED, SEPARATE POSITION CALLOUTS MAY BE GIVEN SEPARATELY. ALL DIMENSIONS ARE IN MILLIMETERS.

DATE: 09MY87

APV01: STEVE MARZO

APV02: R. W. GLEASON

APV03: W. K. CHIN

APV04: JIMMY

APV05: JIMMY

UNLESS OTHERWISE SPECIFIED

THIS DOCUMENT IS IN ACCORDANCE WITH ASME Y14.5M-1994 AS MODIFIED BY THE GM GLOBAL DIMENSING

# Mouser Electronics

Authorized Distributor

Click to View Pricing, Inventory, Delivery & Lifecycle Information:

[Aptiv:](#)  
[15317807](#)