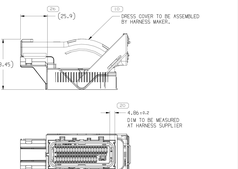

VIEWS SHOWN WITH TPA IN FINAL LOCK POSITION AND DRESS COVER FULLY ASSEMBLED AT HARNESS SUPPLIER

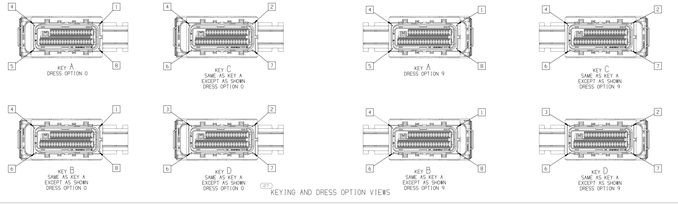

KEYING AND DRESS OPTION VIEWS

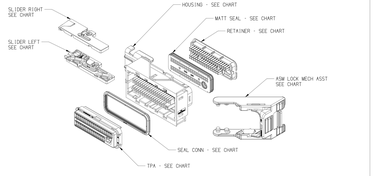

EXPLODED VIEW

QUALITY CUSTOMER INTERFACE (QCI)	
DIMENSIONS MARKED WITH CORRECTION SYMBOL CANNOT BE MEASURED ON THIS PART.	
INSPECTION SYMBOL	ZONE
I 3	H9
I 9	B7
I 27	D19
I 28	A13

SYMBOL DEFINITION	
A DIMENSION WITHOUT AN INSPECTION REPORT SYMBOL - DOES NOT REQUIRE INSPECTION. IT MAY BE CONTROLLED ON THE INDIVIDUAL COMPONENT DRAWING.	TOTAL NO OF INSPECTIONS REQUIRED: 15
	LAST NO. USED: 28

MISSING SYMBOLS
I-9 I4-18

REV STATUS				REVISION HISTORY	ECN	CH	DT
SHEET	STATUS	ZONE					
ALL	R	02	-	FILE TRANSLATED FROM MXL SYSTEM REDRAWN IN NX.		DRC	09/09/09
INDICAS	R	03	-				
			MAT	ADDED PER PCN 3337076, MATT SEAL P/N 1369764-1 PER P/N 1 1369764, 1369765 AND UPDATED CHART	413593	DLF	09/09/09
INDICAS	R	04	-	ADDED WIRE INSULATION O.D. NOTE	419431	SW	SW MCA
14WR17	R	05	-	2506150X-11 - RELEASED	425880	ASW	CSW VRS
30AUG17	R	06	-	2506150X-2506151X1 REVISED PLUGGED CIRCUITS FOR CONNECTOR 1 & 2506250X1 AND UPDATED CHART	437529	SW	SW VRS
19OCT17	R	07	-	ADDED P/N'S 2513634X1 - 2513636X1, 2513639X1, 2513639X1, 2513637 & 2513638X1 AND UPDATED CHART & PLUGGED CIRCUITS	437883	SW	SW VRS
09MAR18	R	08	-	2506150X1, 2506152X1, 2506154X1 - 2506155X1 REVISED PLUGGED CIRCUITS & DRESS OPTION	439326	SW	SW VRS
16APR18	R	09	-	2506151X1 - 2506152X1, 2513639X1 UPDATED 2513637X1,2513638X1	439290	SW	RMV VRS
09MAY19	R	10	-	2513639X1-2513639X1 - RELEASED	443014	WH	MCD CHG

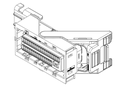

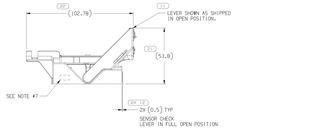

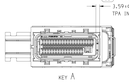

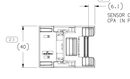

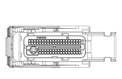

NOTES

1. UNLESS OTHERWISE SPECIFIED AND/OR INDICATED:
   DIMENSIONS ARE TO FACE OF VIEW SHOWN AND AUTOMATICALLY ROUNDED BY COMPUTER FOR INSPECTION (SEE WATH MODEL FOR PROGRAM SYMBOLOGY FOR ALL DIMENSIONS AND PROGRAM SYMBOLOGY). FOR BUSHINGS WATH MODEL FOR PRECISE WATH PATH DATA.
2. THIS PRODUCT IS NOT CATEGORIZED AS AN APPEARANCE ITEM. MINOR COSMETIC ANOMALIES SUCH AS MINOR SCRATCHES, MINOR DENTS, COLOR BLEMISHES, GATE VESTIGE, AND SOFT FLASH THAT DO NOT AFFECT THE FIT, FORM, OR FUNCTION OF THE PART ARE PERMISSIBLE PER EAMP-A-3.25.02.0N.
3. FOR APPLICATION DATA SEE THE INDIVIDUAL APPLICATION DRAWINGS.
4. ASSEMBLY SHIPPED WITHOUT DRESS COVER AND WITH TPA IN PRE-LOCK POSITION FOR TERMINAL INSERTION AND SERVICING.
5. WIRING FABRICATORS MUST PURCHASE FROM SOURCES SHOWN ; FCI AUTOMOTIVE.
6. MUST CONFORM TO GW1172 AND GW319) WITH THE FOLLOWING EXCEPTION(S):
   DWW 319: 4.13 LOCKED CONNECTOR DISENGAGE REQUIREMENT TO BE 80N MIN
7. JULIAN DATE CODE DDDYY AND PART NUMBER TO BE SHOWN LEGIBLY WITH CHARACTERS TO BE 11.0 HIGH X 0.30 WIDE MINIMUM.
8. ENGINEERING APPROVAL OF SUPPLIER SAMPLES IS REQUIRED FOR WIRE PRIOR TO AUTHORIZATION OF PART PRODUCTION.

| ASSEMBLY | | | | | | KEY | | DRESS OPTION | HOUSING | | TPA | | MATT SEAL | | SEAL CONN | | RETAINER | | SLIDER LEFT | | SLIDER RIGHT | | LOCK MECH ASST | | | | CUSTOMER | CUSTOMER PART NO | CONNECTOR PLUGGED CIRCUIT CONFIGURATION (X INDICATES PLUGGED CIRCUIT) | | | | | |

Mouser Electronics

Authorized Distributor

Click to View Pricing, Inventory, Delivery & Lifecycle Information:

Aptiv:
33503541