SYMBOL DEFINITION		
A DIMENSION WITHOUT AN INSPECTION REPORT SYMBOL ( ) DOES NOT REQUIRE INSPECTION. IT MAY BE CONTROLLED ON THE INDIVIDUAL COMPONENT DRAWING.	TOTAL NO OF INSPECTIONS REQUIRED	23
	LAST NO. USED	18

MISSING SYMBOLS
NO MISSING SYMBOL NUMBER

DWG STATUS DATE	STG	REV	N/P	CHG	ZONE	REVISION HISTORY	AUTH	DR	APVD1	APVD2
17MY17	R	01	-	-		RELEASED PART DRAWING	436711	SM	SM	JDS
19MY17	R	02	-	-		DIM #5 WAS 30.5 & DIM #6 WAS 46.65	436769	NKS	NKS	JDS
18JA18	R	02	AA	-		ADDED INSPECTIONAL NOTES #15 & #16 AND REVISED NOTES #03 & #04	438782	NKS	NKS	JDS
01FE18	R	02	AB	-		ADDED OPTIONAL CONSTRUCTION VIEWS A & B, DIMS #17 & #18	438881	SM	SM	JDS
16FE18	R	02	AC	-		REVISED NOTES IN #15 & #16, UPDATED PART AVAILABILITY AND ADDED NOTE 6	439094	SM	SM	JDS
10DE18	R	02	AD	-		7.45 +/-0.1 WAS 7.45 +0.05/-0.1	441860	JGO	JAA	JDS
17OC19	R	02	AE	-		REMOVED "MATT SEAL CAVITY PLUG RETENTION" NOTE AND ADDED "OR OPTIONAL CONSTRUCTION NO LOGO" TO CORPORATE BRAND NOTE	550291	JLL	JAA	JDS
10JL23	R	02	AF	-		UPDATED PDM ATTRIBUTES	560898	JGO	JAA	VRG

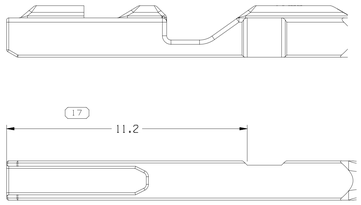

OPTIONAL CONSTRUCTION A
FOR GATE LOCATION ONLY

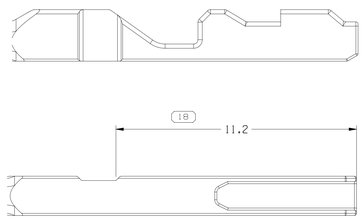

OPTIONAL CONSTRUCTION B
FOR GATE LOCATION ONLY

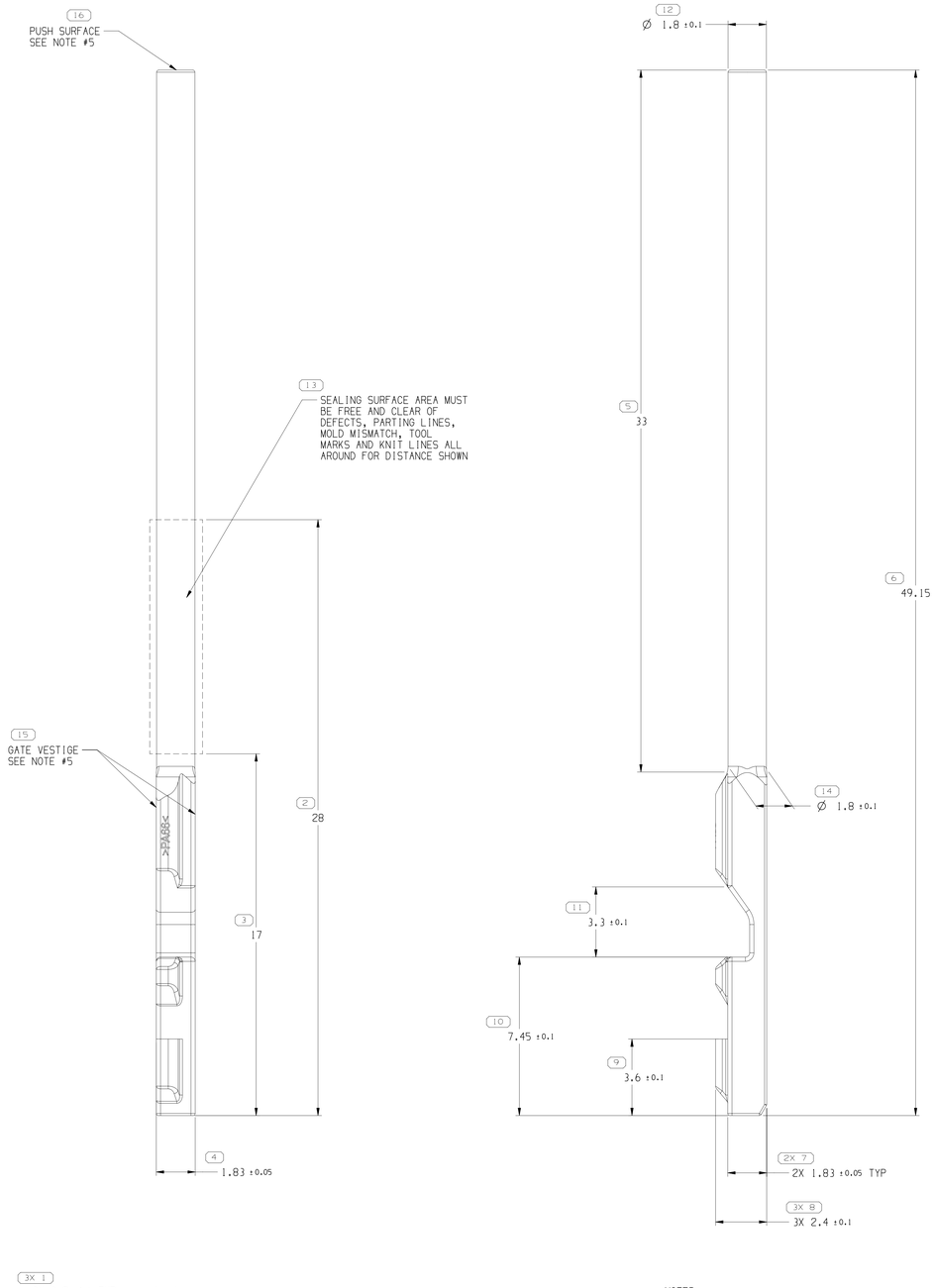

NOTES

1. UNLESS OTHERWISE SPECIFIED AND/OR INDICATED:

   DIMENSIONS ARE TO FACE OF VIEW SHOWN AND AUTOMATICALLY ROUNDED BY COMPUTER FOR INSPECTION (SEE MATH MODEL FOR PRECISE DIMENSIONS). FOR ALL OTHER DIMENSIONS NOT SHOWN BUT REQUIRED FOR TOOL BUILD, SEE MATH MODEL FOR PRECISE TOOL PATH DATA.

2. THIS PART TO BE USED FOR WIRE GA SIZES FROM 0.35 TO 0.75 MM^2 ONLY.

3. MATERIAL RECYCLING CODE PER ISO 11469. (1) X (0.1) CHARACTERS AS SHOWN TO BE LOCATED ON ANY EXTERIOR SURFACE. OPTIONAL CONSTRUCTION MAY BE NO MATERIAL RECYCLING CODE.

4. CORPORATE BRAND TO BE APPLIED TO PRODUCT DESIGN PER THE LATEST REVISION OF ESD S1085201 OR OPTIONAL CONSTRUCTION NO LOGO.

5. ACCEPTABLE MEASURED FLASH ON SURFACE INDICATED NOT TO EXCEED 0.15 HEIGHT BY 0.05 THICKNESS.

DIMENSIONAL RANGE (MM) FROM TO	> 0 20	> 20 30	> 30 70	> 70 100	>100 150	>150 200	>200 250	>250 300	>300 400
TOLERANCE UNLESS OTHERWISE SPECIFIED (CHART E1)	±0.15	±0.2	±0.3	±0.4	±0.5	±0.6	±0.8	±1	±1.2
ANGULAR TOLERANCE ±2°									

4 PROCESS SENSITIVE DIMENSION

DIMENSIONS ENCLOSED IN ( ) INDICATE REFERENCE DIMENSIONS AND NO TOLERANCE LIMITS ARE ESTABLISHED

A ——— LINE DRAWN THROUGH A PART NUMBER INDICATES THAT PHYSICAL PARTS ARE NOT AVAILABLE FOR ORDERING.

PART NUMBERS THAT DO NOT HAVE A LINE PRESENT INDICATE THAT PHYSICAL PARTS ARE AVAILABLE FOR ORDERING.

CONTACT APTIV SALES TO ASSURE AVAILABILITY OF PARTS.

DWG TYPE: PART DRAWING

STYLE

VOLUME (CM³): 0.125

DISTR CODE

UNLESS OTHERWISE SPECIFIED

THIS DOCUMENT IS IN ACCORDANCE WITH ASME Y14.5M-1994 AS AMENDED BY THE GM GLOBAL DIMENSIONING AND TOLERANCING ADDENDUM-2001. SEPARATE PATTERNS OF FEATURES MAY BE GAGED SEPARATELY REGARDLESS OF DATUM REFERENCES.

ALL DIMENSIONS ARE IN MILLIMETERS

REFERENCE

THIRD ANGLE PROJECTION

DO NOT SCALE

USE MATH DATA

NX

•APTIV•

CONNECTION SYSTEMS
WARREN, OH

COPYRIGHT 2017 APTIV. ALL RIGHTS RESERVED.

THIS DRAWING IS THE PROPERTY OF APTIV AND CONTAINS APTIV CONFIDENTIAL INFORMATION. THE REPRODUCTION, DISTRIBUTION AND UTILIZATION OF THIS DOCUMENT OR ITS RELATED CAD MATH DATA, AS WELL AS COMMUNICATION OF ANY CONTENT TO OTHERS, WITHOUT EXPRESS AUTHORIZATION, IS PROHIBITED.

	DATE
DR	
APVD1 SAKTHIVEL M	17MY17
APVD2 SAKTHIVEL M	17MY17
APVD3 JOHN SCHNEIDER	17MY17
APVD4	
APVD5	

SUBSTANCES OF CONCERN AND RECYCLED CONTENT PER APTIV 1094900

MATERIAL: POLYAMIDE COMPOUND LT GRAY

DRAWING NAME: SEAL HOLE FILLER PLUG

DRAWING NUMBER: 35081644

SIZE	SCALE	FRAME NO	SHEET NO	STG	REV	N/P
A0	10:1	1 OF 1	1 OF 1	R	02	AF

User: X_MJ7h
Part: 35081644 (0.0501.001.0)
Date: 12-JUL-23 Time: 08:02:24

Mouser Electronics

Authorized Distributor

Click to View Pricing, Inventory, Delivery & Lifecycle Information:

Aptiv:
35081644