40W MODULE HOLDER WITH LEVER

APTIV PART NUMBER / REV.	COLOR
CODE AL : 33400192 / 01	BLACK

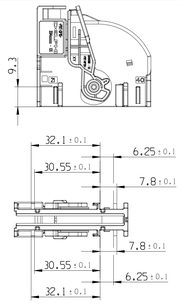

CODE CL : 33400194 / 01	BLUE

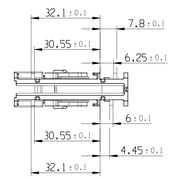

CODE DL : 33400195 / 01	VIOLET

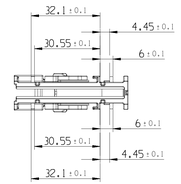

SCALE 5:1

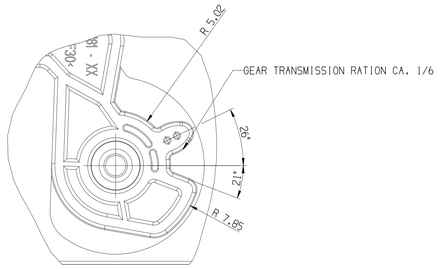

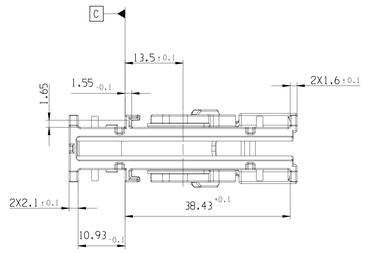

SCALE 5:1

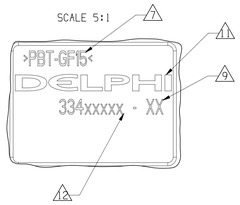

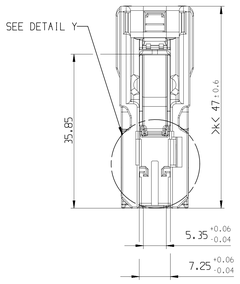

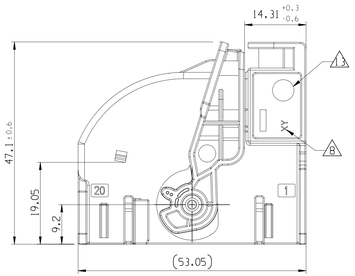

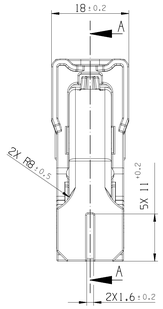

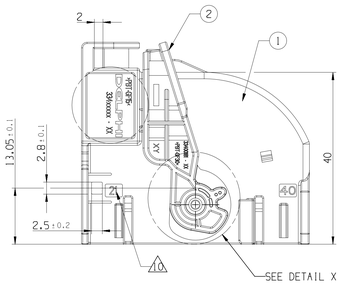

SECTION A-A

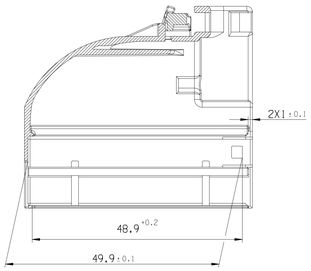

SCALE 5:1

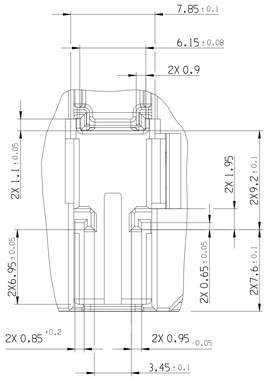

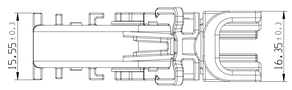

3D VIEW

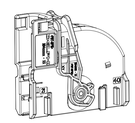

SCALE 1:1

NOTE	SPECIFICATIONS
1	FEMALE CONNECTOR ACCORDING TO APTIV SPECIFICATION: CAQE TBD
2	FEMALE CONNECTOR ACCORDING TO: -TEMPERATURE CLASS T2 -ENGINE VIBRATOR CLASS V1 -SEALING CLASS E0 -MATING FORCE F< 50N
3	USER'S MANUAL: PU162
4	DELIVERY CONNECTOR WEIGHT : 20g
5	NO WAFER HINGE OR WAFER HINGE BROKEN ALLOWED
6	VISUAL DEFECTS ON NO FUNCTIONNAL AREAS ALLOWED
7	MATERIAL CODE
8	MOLD CAVITY NUMBER
9	PART REVISION NUMBER
10	WAY NUMBERS
11	SUPPLIER LOGO
12	PART NUMBER
13	DATE CLOCK

A LINE DRAWN THROUGH A PART NUMBER INDICATES THAT PHYSICAL PARTS ARE NOT AVAILABLE FOR ORDERING.

PART NUMBERS THAT DO NOT HAVE A LINE PRESENT INDICATE THAT PHYSICAL PARTS ARE AVAILABLE FOR ORDERING.

CONTACT APTIV SALES TO ASSURE AVAILABILITY OF PARTS.

SHARP CORNER TOLERANCE

PRELOCK POSITION

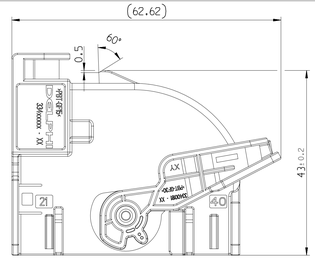

DELIVERY CONDITION

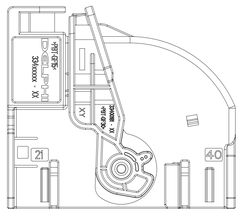

40W MODULE HOLDER WITH LEVER	33400195	40W FEMALE MODULE HOLDER COD DL	33400185	PBT-GF15	VIOLET	1
		LEVER	33400181	PBT-GF30	BLACK	2
	33400194	40W FEMALE MODULE HOLDER COD CL	33400184	PBT-GF15	BLUE	1
		LEVER	33400181	PBT-GF30	BLACK	2
	33400192	40W FEMALE MODULE HOLDER COD AL	33400182	PBT-GF15	BLACK	1
		LEVER	33400181	PBT-GF30	BLACK	2
	APTIV NUMBER	DESCRIPTION	APTIV PART NUMBER	MATERIAL	COLOR	NO.

ASSOCIATED PARTS (FOR INFORMATION)

DESCRIPTION	APTIV P/N	WIRE SECTION	DIAMETER OF WIRE SIZE
INSERT 40-WAY L	33400752	-	-
FEMALE MQS 0.63 TERMINAL	10818030	-	-
FEMALE MTS 0.63 TERMINAL	13676280	-	-

DIMENSIONAL RANGE (MM)										
FROM	> 0	> 20	> 30	> 70	> 100	> 150	> 200	> 250	> 300	CHART E.T
TO	20	30	70	100	150	200	250	300	400	
TOLERANCE UNLESS OTHERWISE SPECIFIED										
±0.15	±0.2	±0.3	±0.4	±0.5	±0.6	±0.8	±1	±1.2		
ANGULAR TOLERANCE ±2°										

DIM TO CHECK
DIM FOR HELP
THEORETIC DIM

DATE	STG	REV	N/P	CHG	ZONE	REVISION HISTORY	AUTH	DR	APVD 1	APVD 2
05JA22	R	01				INITIAL RELEASE		P.BAL	W.LAG	W.LAG

DWG TOP
CUSTOMER PART DRAWING

WEIGHT (GR)
SEE NOTE

VOLUME (CM³)

ROUTING

DISTR CODE
D

UNLESS OTHERWISE SPECIFIED

GENERAL TOLERANCES ACCORDING TO:
SEE CHART

GD&T ACCORDING TO:
ISO 1101

REFERENCE
pcc0801376

FIRST ANGLE PROJECTION

DO NOT SCALE

USE MATH DATA

NX

•APTIV•

CONNECTION SYSTEMS
Chennai, India

COPYRIGHT 2022 APTIV. ALL RIGHTS RESERVED.

THIS DRAWING IS THE PROPERTY OF APTIV AND CONTAINS APTIV CONFIDENTIAL INFORMATION. THE REPRODUCTION, DISTRIBUTION AND UTILIZATION OF THIS DOCUMENT OR ITS RELATED CAD MATH DATA, AS WELL AS COMMUNICATION OF ANY CONTENT TO OTHERS, WITHOUT EXPRESS AUTHORIZATION, IS PROHIBITED.

		DATE
DR	P.BALAJI	05JA22
APVD1	LAGUETTE MAURICE	05JA22
APVD2	LAGUETTE MAURICE	05JA22
APVD3		
APVD4		
APVD5		

SUBSTANCES OF CONCERN AND RECYCLED CONTENT PER APTIV [094900]

MATERIAL
SEE TABLE

DRAWING NAME
40W MODULE HOLDER WITH LEVER

DRAWING NUMBER
33523219

SIZE	SCALE	FRAME NO	SHEET NO	STG	REV	N/P
A0	2:1	1 OF 1	1 OF 1	R	01	

User: KZ5DM
PROTO: KZ5DZ82-CADES-SOLID01
Plot Date: Wed Feb 22, 2023 Time: 11:24:00

Mouser Electronics

Authorized Distributor

Click to View Pricing, Inventory, Delivery & Lifecycle Information:

Aptiv:
33400195