NOTE	SPECIFICATIONS
1	USER'S MANUAL MVL'S REFERENCE: PU057 - ASSOCIATED PRODUCTS (CONTACT, PLUG,..) ARE DEFINED IN THE USER'S MANUAL
2	WIRE DIAMETER SEE PU057
3	DELIVERED CONNECTOR WEIGHT : 10 g
4	FEMALE/MALE CONNECTOR MATING FORCE F = 60N MAXI
5	COMPATIBLE WITH CONNECTOR DRAWING PCC0828890
6	FIXATION ON BACK FASTENING ACCORDING TO STE 96 153 261 99

DWG STATUS DATE	STG	REV	N/P	CHG	ZONE	REVISION HISTORY	AUTH	DR	APVD 1	APVD 2
29DE18	R	01				FILE TRANSLATED FROM MVL SYSTEM		VSR	SLA	PME
07FE20	R	01	AA			REDRAWN IN NX DIM. NO.6 36.25MAXI WAS 35.60MAXI DIM. NO.7 38.50MAXI WAS 38.20MAXI DIM. NO.13 38.20MAXI WAS 38.00MAXI APTIV SERIAL REF. ADDED		P.BAL	J.LAL	L.LEC

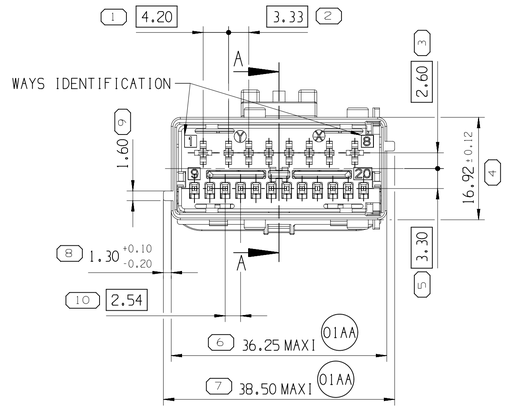

SECTION A-A

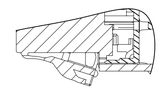

LOCK OF THE TPA
DELIVERY POSITION

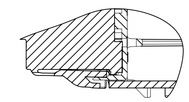

LOCK OF THE TPA
LOCKED POSITION

SECTION W-W

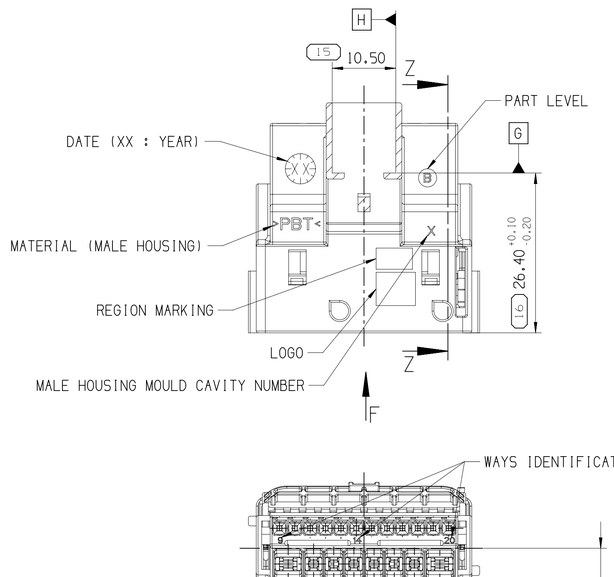

SECTION Z-Z

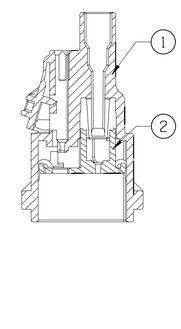

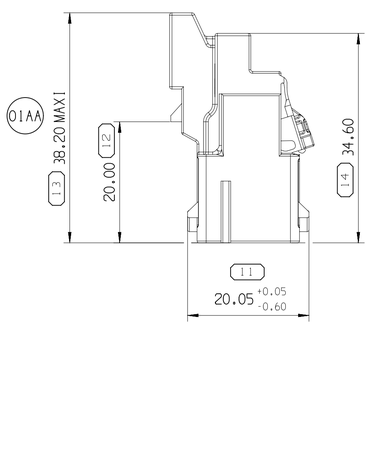

01AA

MALE HOUSING	21112083	33505883	PBT	RED
	21113083	33505885		ORANGE
	21114083	33505884		YELLOW
	21118083	33505886		PINK
TPA	C381210	33512465	PBT GF15	BLUE
DESCRIPTION	MVL'S SERIAL REF.	APTIV'S SERIAL REF.	MATERIAL	COLOUR

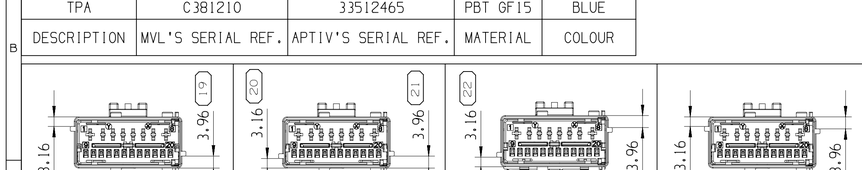

RED coding	ORANGE coding	YELLOW coding	PINK coding	COLOUR CODING	
F502210	F602210	F481210	F702210	PART NUMBER	MVL
B	B	B	B	PART REVISION	
33501028	33501029	13925698	33501030	PART NUMBER	APTIV
02	01	01	01	PART REVISION	

VIEW F
TOLERANCES ±0.10
SCALE 1:1

OVERALL DIMENSION MATTED ON FEMALE CONNECTOR

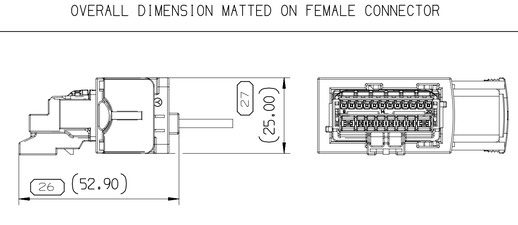

3D VIEW

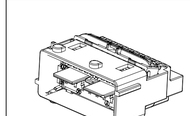

SCALE 1:1

YELLOW CODING DRAWN

A LINE DRAWN THROUGH A PART NUMBER INDICATES THAT PHYSICAL PARTS ARE NOT AVAILABLE FOR ORDERING.

PART NUMBERS THAT DO NOT HAVE A LINE PRESENT INDICATE THAT PHYSICAL PARTS ARE AVAILABLE FOR ORDERING.

CONTACT APTIV SALES TO ASSURE AVAILABILITY OF PARTS.

LA LIGNE TRACÉE SUR LA RÉFÉRENCE PIÈCE INDIQUE QUE LA PIÈCE N'EST PAS DISPONIBLE À LA COMMANDE.

LES RÉFÉRENCES PIÈCES QUI NE SONT PAS BARRÉES INDIQUENT QUE CELLES-CI SONT DISPONIBLES PHYSIQUEMENT POUR ÊTRE COMMANDÉES.

CONTACTER LE SERVICE COMMERCIAL DE APTIV POUR S'ASSURER DE LA DISPONIBILITÉ DES PIÈCES

R 0.1 MAX
R 0.2 MAX
SHARP CORNER TOLERANCE

DIM TO CHECK
COTES À VÉRIFIER
( ) DIM FOR HELP
COTES POUR INFO
THEORETIC DIM
COTES THÉORIQUES

DWG TYP
PART DRAWING

WEIGHT (GR)
VOLUME (CM³)
ROUTING
DISTR CODE
D

UNLESS OTHERWISE SPECIFIED

GENERAL TOLERANCES ACCORDING TO:
±0.1 ±2°

GD&T ACCORDING TO:

REFERENCE
PCC0841670

FIRST ANGLE PROJECTION

DO NOT SCALE
USE MATH DATA
CAD
NX

•APTIV•

CONNECTION SYSTEMS
Chennai, India

COPYRIGHT 2015 APTIV. ALL RIGHTS RESERVED.

THIS DRAWING IS THE PROPERTY OF APTIV AND CONTAINS APTIV CONFIDENTIAL INFORMATION. THE REPRODUCTION, DISTRIBUTION AND UTILIZATION OF THIS DOCUMENT OR ITS RELATED CAD MATH DATA, AS WELL AS COMMUNICATION OF ANY CONTENT TO OTHERS, WITHOUT EXPRESS AUTHORIZATION, IS PROHIBITED.

CE PLAN EST LE PROPRIETE DE APTIV ET CONTIENT DES INFORMATIONS APTIV CONFIDENTIELLES. LA REPRODUCTION, LA DISTRIBUTION ET L'UTILISATION DE CE DOCUMENT OU DE SES DONNÉES MATHÉMATIQUES CAO, AINSI QUE LA COMMUNICATION DE TOUT CONTENU À AUTRUI, SANS AUTORISATION EXPRESSE EST INTERDITE

		DATE
DR	S K RANGASAMY	05FE14
APVD1	F FAURIE	30JA15
APVD2	S LACOTE	30JA15
APVD3	PASCAL MENARD	30JA15
APVD4		
APVD5		

SUBSTANCES OF CONCERN AND RECYCLED CONTENT PER APTIV 10949001
MATIERES PROSCRITES ET CONTENU RECYCLABLE SELON APTIV 10949001

MATERIAL
SEE TABLE

DRAWING NAME
MALE CONNECTOR

20W HYBRID CONNECTOR

DRAWING NUMBER
33517229

SIZE	SCALE	FRAME NO	SHEET NO	STG	REV	N/P
A1	2:1	1 OF 1	1 OF 1	R	01	AA

User: K25GTM
Dwg: 33517229-CUS03-S01/01AA Date: 11-Feb-20 Time: 18:52:31
K25GTM.02112020.14:21.147pdms.pdf

Mouser Electronics

Authorized Distributor

Click to View Pricing, Inventory, Delivery & Lifecycle Information:

Aptiv:
13925698