COD	PART-NO.:	CAD PART-REV	DATE DATUM	INDEX	MATERIAL WERKSTOFF	SIMILAR TO RAL
A	13623681	01	23AP08	--	PBT GF10 BLK	9011
~~A~~	~~PE161949~~	~~--~~	~~---~~	~~--~~	~~PBT GF10 YEL~~	1032
B	13623683	01	23AP08	--	PBT GF10 YEL	1028
B	13623684	01	23AP08	--	PBT GF10 NAT	--
~~C~~	~~PE161950~~	~~--~~	~~---~~	~~--~~	~~PBT GF10 BLU~~	5012
D	13623687	01	23AP08	--	PBT GF10 VLT	4004
~~D~~	~~PE179730~~	~~--~~	~~---~~	~~--~~	~~PBT GF10 YEL~~	1018

DWG STATUS DATE	STG	REV	N/P	CHG	ZONE	REVISION HISTORY	AUTH	DR	APVD 1	APVD 2
23AP08	R	01				INITIAL RELEASE / FREIGABE		P.MAR	O.HAC	P.LES
20JA09	R	01	AA		C5	MTS 0.64 WAS / WAR MQS 0.63		K.CZW	O.HAC	F.MIC
24FE15	R	02		--	B7	BINDING OF HINGE MODIFIED/ SCHARNIERANBINDUNG GEAENDERT		E.OSW	O.HAC	SYS
03AU21	R	03			C5	MQS 0.63 TERMINAL INFORMATION ADDED AND REMARKS UPDATED/ MQS 0.63 KONTAKTSYSTEM INFORMATIONEN HINZUGEFUGT UND BEMERKUNGEN AKTUALISIERT		NRC	O.HAC	O.HAC

KEYING A / CODIERUNG A

SCALE / MASSSTAB: 2:1

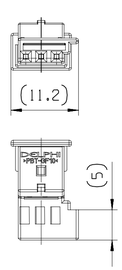

KEYING B / CODIERUNG B

SCALE / MASSSTAB: 2:1

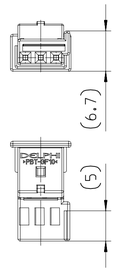

KEYING C / CODIERUNG C

SCALE / MASSSTAB: 2:1

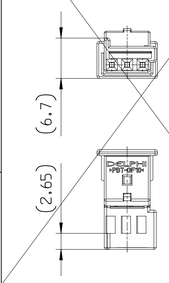

KEYING D / CODIERUNG D

SCALE / MASSSTAB: 2:1

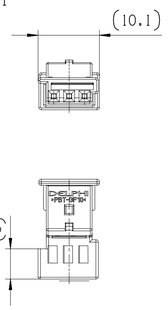

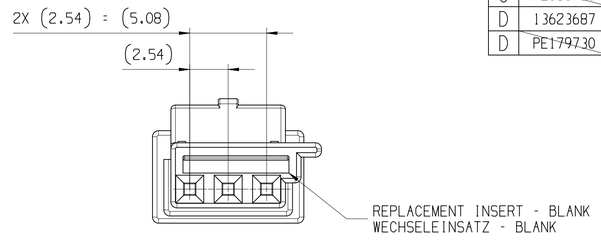

DATE INSERT SIMILAR TO OPITZ Ø 3;
HAS TO BE THE MANUFACTURING DATE
DATUMSSTEMPEL AEHNLICH FA. OPITZ Ø 3;
EINSTELLUNG MUSS DEM FERTIGUNGSDATUM
ENTSPRECHEN

MANUFACTURER MARK A=0.8 MM / RAISED
HERSTELLERZEICHEN A=0.8 MM / ERHABEN

INDEX REPLACEMENT INSERT / SEE CHART
FORMAT ACCORDING TO DIN 1451; H=0.8 MM
WECHSELEINSATZ INDEXSTEMPEL / SIEHE TABELLE
SCHRIFTART NACH DIN 1451; H=0.8 MM

TOOL CAVITY NUMBER / FORMAT
ACCORDING TO DIN 1451; H=0.8 MM
NESTKENNZEICHNUNG / SCHRIFTART
NACH DIN 1451; H=0.8 MM

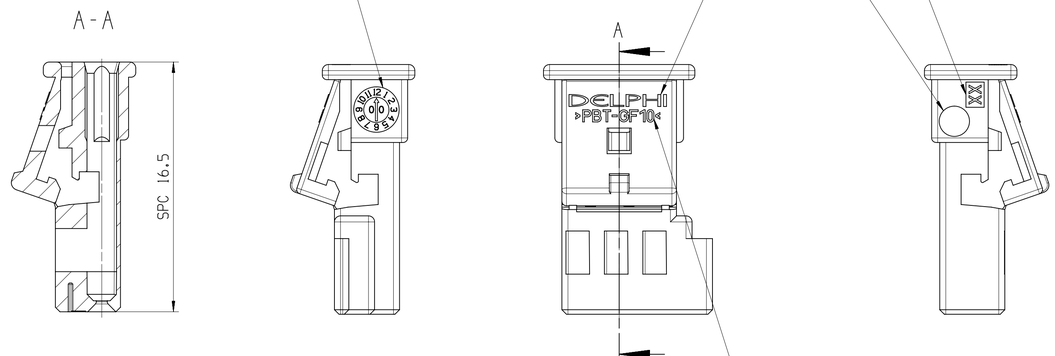

MATERIAL NAME ACCORDING TO VDA 260 /
FORMAT ACCORDING TO DIN 1451; H=0.8 MM / RAISED
WERKSTOFFKENNZEICHNUNG NACH VDA 260 /
SCHRIFTART NACH DIN 1451; H=0.8 MM / ERHABEN

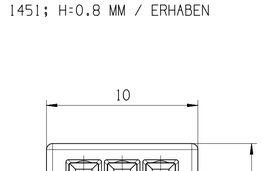

PART CAVITY NUMBER / FORMAT
ACCORDING TO DIN 1451; H=0.8 MM
KAMMERKENNZEICHNUNG / SCHRFTART
NACH DIN 1451; H=0.8 MM

REMARKS:

- KEYING A DRAWN
- DELIVERY STATUS AS DRAWN
- LETTERS AND ENGRAVINGS RAISED
  SIGN PLANE RECESSED
- SPC: STATISTICAL PROCESS CONTROL
- MAXIMUM CABLE CROSS SECTION 0.75 MM^2
- MAXIMUM INSULATION CABLE DIAMETER 1.9 MM
- TERMINAL: MTS 0.64 / MQS 0.63
  ① BASIC APPLICATION FOR MTS: 13580658 / 15440177
  ③ USUAL APPLICATION FOR MQS: 13721423
- INTERFACE 3 WAY DWG-NO.: 13543918

BEMERKUNGEN:

- CODIERUNG A GEZEICHNET
- ANLIEFERUNGSZUSTAND WIE GEZEICHNET
- SCHRIFTEN UND GRAVUREN ERHABEN
  SCHRIFTFLAECHE VERTIEFT
- SPC: STATISTISCHE PROZESS KONTROLLE
- MAX. ZULAESSIGER LEITUNGSQUERSCHNITT 0.75 MM^2
- MAX. AUSSENDURCHMESSER ISOLIERUNG 1.9 MM
- KONTAKTSYSTEM: MTS 0.64 / MQS 0.63
  ① STANDARD VARIANTE FUER MTS: 13580658 / 15440177
  ③ NORMALE ANWENDUNG FUER MQS: 13721423
- AUSFUEHRUNGSVORSCHRIFT 3 POL. ZCHG-NR.: 13543918

SECONDARY LOCKING
IN END LOCKED POSITION
ZWEITE KONTAKTSICHERUNG
IN ENDRASTSTELLUNG

SCALE / MASSSTAB: 2:1

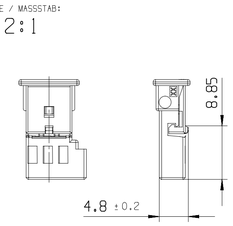

KEY PRODUCT CHARACTERISTICS

SAFETY/COMPLIANCE	FIT/FUNCTION	TOTAL ON DRAWING	0
S/C CHECKPOINTS	F/F CHECKPOINTS	LAST NO. USED	0

NO & TYPE	DESCRIPTION	RATIONALE	PTS	ZONE
- -	-	-	-	-
	-	-		

A ——— LINE DRAWN THROUGH A PART NUMBER INDICATES THAT PHYSICAL PARTS ARE NOT AVAILABLE FOR ORDERING.

PART NUMBERS THAT DO NOT HAVE A LINE PRESENT INDICATE THAT PHYSICAL PARTS ARE AVAILABLE FOR ORDERING.

CONTACT APTIV SALES TO ASSURE AVAILABILITY OF PARTS.

MIT EINER ——— LINE DURCHGESTRICHENE PART-NR GEKENNZEICHNET, DASS DIESE PART-NR NICHT BESTELLT WERDEN KANN.

PART-NR DIE KEINE LINE ZEIGEN, KENNZEICHNEN, DAS TEILE ZUR BESTELLUNG VERFUEGBAR SIND.

FUER VERFUEGBARKEIT DER PARTS DEN EINKAUF VON APTIV KONTAKTIEREN

	DIMENSIONAL RANGE (MM)									CHART E1
DIM TO CHECK PRUEFMASSE	FROM TO	> 0 20	> 20 30	> 30 70	> 70 100	>100 150	>150 200	>200 250	>250 300	>300 400
( ) DIM FOR HELP HILFSMASSE	TOLERANCE UNLESS OTHERWISE SPECIFIED									
THEORETIC DIM THEORE. MASSE		±0.15	±0.2	±0.3	±0.4	±0.5	±0.6	±0.8	±1	±1.2
	ANGULAR TOLERANCE ±2°									

R 0.1 MAX
R 0.2 MAX
SHARP CORNER TOLERANCE

SCALE / MASSSTAB: 1:1

DWG TYP: PART DRAWING
WEIGHT (GR): 0.48
VOLUME (CM³): 0.36
ROUTING: ----
DISTR CODE: D
UNLESS OTHERWISE SPECIFIED

GENERAL TOLERANCES ACCORDING TO:
SEE CHART
SIEHE TABELLE

GD&T ACCORDING TO:
ISO 1101

REFERENCE

FIRST ANGLE PROJECTION

DO NOT SCALE
USE MATH DATA

CAD NX

•APTIV•

DELPHI DEUTSCHLAND GMBH
D-42119 WUPPERTAL

COPYRIGHT 2008 DELPHI CORPORATION AND/OR ITS AFFILIATES.
ALL RIGHTS RESERVED.
REVISED 2015
THIS DRAWING IS THE PROPERTY OF DELPHI CORPORATION AND CONTAINS DELPHI CONFIDENTIAL INFORMATION. THE REPRODUCTION, DISTRIBUTION AND UTILIZATION OF THIS DOCUMENT OR ITS RELATED CAD MATH DATA, AS WELL AS COMMUNICATION OF ANY CONTENT TO OTHERS, WITHOUT EXPRESS AUTHORIZATION, IS PROHIBITED.

DIESE ZEICHNUNG IST EIGENTUM VON DELPHI CORPORATION ES IST NICHT GESTATTET, DIESE ZEICHNUNG FUER ANDERE ZWECKE ALS FUER DIE BEREITSTELLUNG VON DIENSTLEISTUNGEN UND WAREN AN DELPHI CORPORATION ZU NUTZEN

		DATE
DR	P.MARCZAK	22AP08
APVD1	O.HACKEL	23AP08
APVD2	P.LESNIAK	14MY08
APVD3		
APVD4		
APVD5		

SUBSTANCES OF CONCERN AND RECYCLED CONTENT PER APTIV 10949001
POTENTIELL GEFAEHRLICHE STOFFE UND REZYKLATANTEIL
GEMAESS DELPHI 10949001

MATERIAL: SEE CHART / SIEHE TABELLE

DRAWING NAME:
RECEPTACLE HOUSING 3 WAY
FOR MTS 0.64

FLACHSTECKHUELSENGEHAEUSE 3 POL.
FUER MTS 0.64

DRAWING NUMBER: 13543918

SIZE	SCALE	FRAME NO	SHEET NO	STG	REV	N/P
A1	5:1	1 OF 1	1 OF 1	R	03	

•APTIV• D-42119 WUPPERTAL

CONTROLLED DOCUMENTS ARE ONLY AVAILABLE ON THE SERVER

User: pdetw4 Date: 03-Aug-21 Time: 20:59:43
Plot: 1:1 Size: A1 Scale: 1:1
Pen: 1:CUSL-SO/03 Date: 03-Aug-21 11:17:29 98(pdes.cus

Mouser Electronics

Authorized Distributor

Click to View Pricing, Inventory, Delivery & Lifecycle Information:

Aptiv:
13623687