SYMBOL DEFINITION		
A DIMENSION WITHOUT AN INSPECTION REPORT SYMBOL ( ) DOES NOT REQUIRE INSPECTION. IT MAY BE CONTROLLED ON THE INDIVIDUAL COMPONENT DRAWING.	TOTAL NO OF INSPECTIONS REQUIRED	35
	LAST NO. USED	20

MISSING SYMBOLS

NO MISSING SYMBOL NUMBER

DWG STATUS DATE	STS	REV	N/P	CHG	ZONE	REVISION HISTORY	AUTH	DR	APVD	APVD 2
28AP99	R	001	-	-		CLEARED REVISION COLUMN AND 15354967 - 16.4 +/- 0.4 #45 17.3 +/- 0.4	193753	JTV	JHV	JF
25SE99	R	002	-	-		15354967 - 16.7 +/- 0.4 #45 16.4 +/- 0.4	196705	JTV	JHV	JF
22OC99	R	003	-	-		15354967 - REVISED MAT'L SPEC	197410	KAS	MVA	JF
23NO04	R	04	-	-		ALL PARTS - UPDATED PDM ATTRIBUTES	261554	ADK	ADK	ET
20JA05	R	05	-	-		13519227 - RELEASED	263662	CCB	AUD	DME
26SE07	R	06	-	-		ALL PARTS - REVISED TOLERANCES	402489	JAV	JCC	JAV
25MR11	R	07	-	-		12129221,12129465,12146466,15326133-34, 12191287,15354967 & 13519227 - REVISED GRAPHICS	413337	ADM	JVW	CRD
18AU11	R	08	-	-		13519227 - REVISED GRAPHICS	415137	HRS	HRS	ACI
12SE11	R	09	-	-		12146466, 15326133 & 15354967 - REVISED GRAPHICS	415345	JRL	JRL	AUC
09MR15	R	10	-	-		12129465,12177185,15326134,12129221 & 12177187 - UPDATED PDM ATTRIBUTES	429038	DRA	JVW	ERG
05AU19	R	11	-	-		12129221, 12129465, 12146466, 12191287, 15326133-34, 15354967 & 13519227 - DIM #19 #45 TOOL SYMBOL; 35258787 - RELEASED	444137	JDM	JDM	DMS
10SE19	R	12	-	-		35258787 - UPDATED PDM ATTRIBUTES	444483	GDH	EVV	DMS

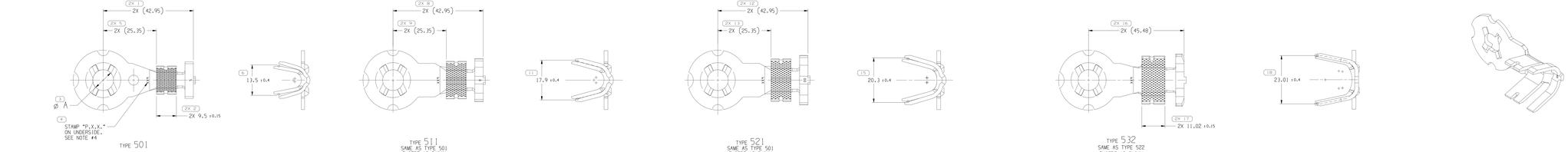

TYPE 501

TYPE 511
SAME AS TYPE 501
EXCEPT AS SHOWN

TYPE 521
SAME AS TYPE 501
EXCEPT AS SHOWN

TYPE 532
SAME AS TYPE 522
EXCEPT AS SHOWN

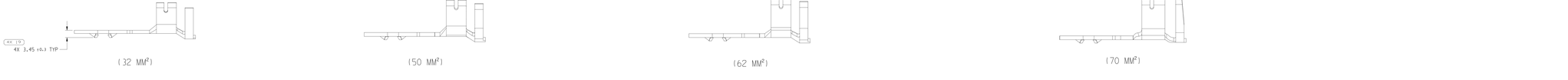

(32 MM²)

(50 MM²)

(62 MM²)

(70 MM²)

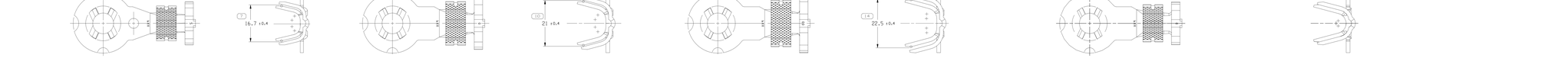

TYPE 502
SAME AS TYPE 501
EXCEPT AS SHOWN

TYPE 512
SAME AS TYPE 501
EXCEPT AS SHOWN

TYPE 522
SAME AS TYPE 501
EXCEPT AS SHOWN

TYPE 541
SAME AS TYPE 511
EXCEPT AS SHOWN

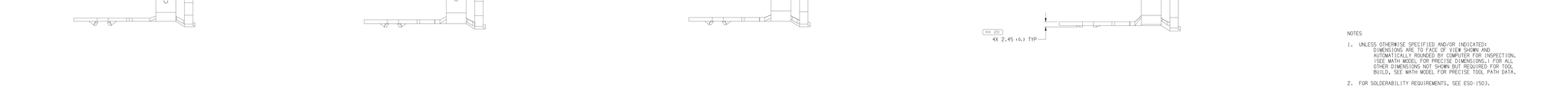

NOTES

1. UNLESS OTHERWISE SPECIFIED AND/OR INDICATED:
   DIMENSIONS ARE TO FACE OF VIEW SHOWN AND AUTOMATICALLY ROUNDED BY COMPUTER FOR INSPECTION. (SEE MATH MODEL FOR PRECISE DIMENSIONS.) FOR ALL OTHER DIMENSIONS NOT SHOWN BUT REQUIRED FOR TOOL BUILD, SEE MATH MODEL FOR PRECISE TOOL PATH DATA.
2. FOR SOLDERABILITY REQUIREMENTS, SEE ESO-1503.
3. FOR ALTERNATIVE CABLE APPLICATIONS, SEE ESA-605.
4. "PXX" INDICATES "P" PLUS LAST TWO DIGITS OF MAXE DIE SERIES NUMBER (P01, P02, P03, ETC).

CONSULT ESA-605 FOR CABLE SIZE AND COMBINATIONS USED WITH EACH TERMINAL

PART NO	REV	N/P	MATERIAL SPECIFICATION	SIZE	CABLE SIZE MM²	CABLE DIA	GAGE	TYPE	DEDUCT	BARBS
35258782	01	AA	TIN PLATED COPPER ALLOY	1.83 X 42.90			50	541	25.35	X
13519227	02	AA	TIN PLATED COPPER ALLOY	1.83 X 53.19			70	532	25.35	X
15354967	02	AA	TIN PLATED COPPER ALLOY	1.52 X 40.49			32	502	25.35	X
15326134	A6	-	TIN PLATED COPPER ALLOY	1.83 X 42.90			50	511	25.35	X
15326133	02	AA	TIN PLATED COPPER ALLOY	1.52 X 40.49			32	501	25.35	X
12191287	A7	-	TIN PLATED COPPER ALLOY	1.83 X 42.90			50	512	25.35	X
12177187	A7	-	TIN PLATED COPPER ALLOY	1.83 X 46.02			62	521	25.35	-
12177185	A5	-	TIN PLATED COPPER ALLOY	1.83 X 42.90			50	511	25.35	-
12146466	03	AA	TIN PLATED COPPER ALLOY	1.52 X 40.49			32	501	25.35	X
12129465	C8	-	TIN PLATED COPPER ALLOY	1.83 X 42.90			50	511	25.35	X
12129221	E10	-	TIN PLATED COPPER ALLOY	1.83 X 46.02			62	521	25.35	X

9.9+/-0.13	3/8	MIO
A DIA	STANDARD	METRIC
	SCREW/STUD SIZE	

(3) PROCESS SENSITIVE DIMENSION

DIMENSIONS ENCLOSED IN ( ) INDICATE REFERENCE DIMENSIONS AND NO TOLERANCE REQUIRED UNLESS OTHERWISE SPECIFIED

DIMENSIONAL RANGE (MM)	CHART D
0 TO 12	>12
TOLERANCE UNLESS OTHERWISE SPECIFIED	
±0.25	±0.4

ANGULAR TOLERANCE ±2°

REFERENCE

THIRD ANGLE PROJECTION

DO NOT SCALE

USE MATH DATA

NX

A Trademark of Aptiv. LINE DRAWN THROUGH A PART NUMBER INDICATES THAT PHYSICAL PARTS ARE NOT AVAILABLE FOR ORDERING.

PART NUMBERS THAT DO NOT HAVE A LINE PRESENT INDICATE PHYSICAL PARTS ARE AVAILABLE FOR ORDERING.

CONTACT APTIV SALES TO ASSURE AVAILABILITY OF PARTS.

DWG TYPE: PART DRAWING

STYLE

VOLUME (CM³)

SYSTEM (SIZE): D

UNLESS OTHERWISE SPECIFIED

THIS DOCUMENT IS IN ACCORDANCE WITH ASME Y14.5M-1994 UNLESS OTHERWISE SPECIFIED. ALL DIMENSIONS TOLERANCING ASSUMES ISO 1101 "ALL SURFACES" TOLERANCE AND RELATED DATUMS APPLY (RFS). RULE #1(PERFECT FORM AT MMC) APPLIES TO ALL FEATURE OF SIZE DIMENSIONS. ALL DATUM/GAGE FOR ORIENTATION OR LOCATION TOLERANCES, ASSUMED TO BE MATERIAL CONDITION (MC) OR SAME SUPPLIERS'S, REGARDLESS OF DATUM REFERENCE.

ALL DIMENSIONS ARE IN MILLIMETERS

		DATE
DR		
APVD1	J. KENNEDY	10FEB92
APVD2	J. COLOSKOW	07MAR92
APVD3	T. MORELLO	1MAR92
APVD4		
APVD5		

MATERIAL: SUBSTANCES OF CONCERN AND RECYCLED CONTENT PER APTIV (CRAPTIV)

SEE CHART

DRAWING NAME: TAXI TERM RING BATT

DRAWING NUMBER: 12129597

SIZE	SCALE	FRAME NO	SHEET NO	STS	REV	N/P
A1x3	2:1	1 OF 2	5 OF	R	12	-

•APTIV•

CONNECTION SYSTEMS

WARREN, OH

COPYRIGHT 1992 APTIV. ALL RIGHTS RESERVED.

THIS DRAWING IS THE PROPERTY OF APTIV AND CONTAINS APTIV CONFIDENTIAL INFORMATION. THE RECEIPT OR POSSESSION OF THIS DRAWING OR ITS RELATED CAD MATH DATA, NO WILL NOT CONVEY TO A PERSON THE RIGHT TO DISCLOSE, WITHOUT EXPRESS AUTHORIZATION, ITS PRIVATE CONTENTS.

DRAWING NUMBER: 12129597

SIZE	SCALE	FRAME NO	SHEET NO	STS	REV	N/P
A1x3	2:1	1 OF 2	5 OF	R	12	-

PART: 12129597 DWG: 12129597 SIZE: A1x3 SCALE: 2:1 Time: 06:03:50

Mouser Electronics

Authorized Distributor

Click to View Pricing, Inventory, Delivery & Lifecycle Information:

Aptiv:
12146466