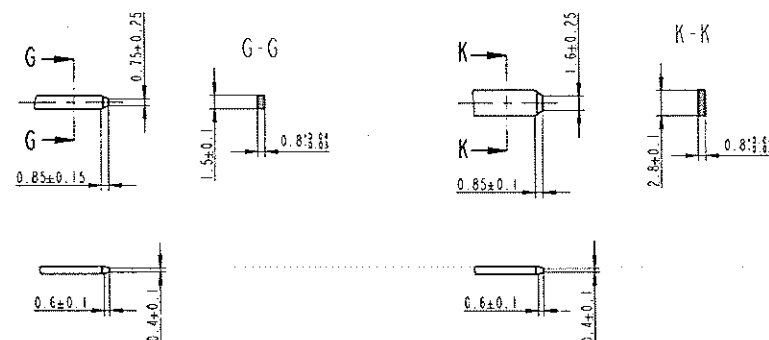


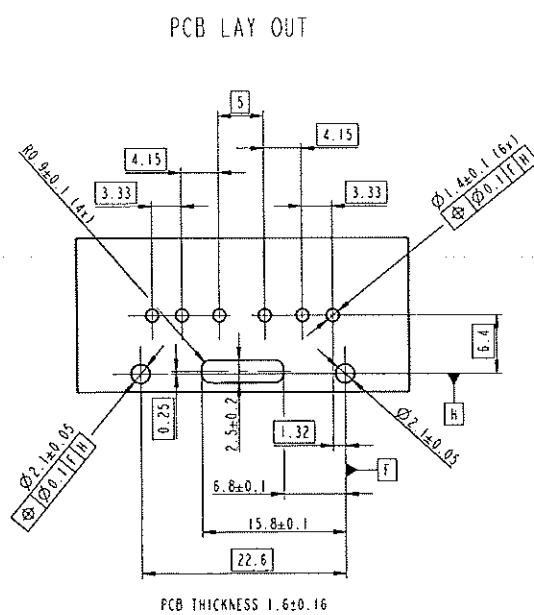



NOTES Bemerkung	
1	MATERIALS: POWER CONTACT: CUSP 0.1 PIN HEADER : PART6 351 CLASS FIDRE, CL 94 HB, COLOUR: SEE TABLE
2	PLATING: SnPd 90/10 UNDERLAYER Ni
3	PCB MATING FORCE: <50 N
4	FULL OUT FORCE: > 5 N
5	UNSPECIFIED RADII: R0,1<R<0,3
6	DRAWING ACCORDING TO FCI 241 ET 0289 INTERFACE DRAWING, DIMENSIONS WITH <input checked="" type="checkbox"/> EXCEPTED EXCEPT FOR MATERIAL THICKNESS REDUCTION
7	<input checked="" type="checkbox"/> CUSTOMER FUNCTIONAL DIMENSION
8	DATE CODE, RAISED
9	FCI LOGO, RAISED
10	PART INSEL, RAISED
11	MOLD NEST MARKING, RAISED
12	CUSTOMER NUMBER 1 (FOR NEW VERSION), RAISED
13	MATERIAL IDENTIFICATION, RAISED
14	CODING NUMBER, RAISED
15	Cavity NUMBERING FIELD 0.3 DEEPENED, FIGURES 0.2 RAISED
16	IDENTIFICATION FOR CAMERA
18	CONNECTOR MUST RESPECT SMD0 LS-EM-STC-029 AND LS-EM-STC-033 SPECIFICATIONS



RELEASE		
FCI	CONTINENTAL	JCAE
NAME: J. Kainer	NAME: L. NARES	NAME:
DATE: 22.01.10	DATE: 01.09.2010	DATE:
SIGNATURE: 	SIGNATURE: 	SIGNATURE:



REFERENCE FOR THIS NEW VERSION FROM THE ASSY. IS THE OLD DRAWING NO. 211 FT 0442 REV. 003 IN

		CODINGS AND COLOURS / Kodierungen und Farben				
CUSTOMER NUMBER	HEADER ASSY. NO.	CODING NO.	DIMENSION A ($\pm 0,10$)	DIMENSION B ($\pm 0,10$)	COLOR	NOTE
A2C53284263	F159000	1	8.40	6.40	BLACK	VALID
---	F259000	2	4.25	10.55	BLUE	ONLY FOR INFORMATION
---	F359000	3	12.55	2.25	GREY	ONLY FOR INFORMATION

[illegible]

Mouser Electronics

Authorized Distributor

Click to View Pricing, Inventory, Delivery & Lifecycle Information:

[Aptiv:](#)
[33508361](#)