SYMBOL DEFINITION		
A DIMENSION WITHOUT AN INSPECTION REPORT SYMBOL (□) DOES NOT REQUIRE INSPECTION. IT MAY BE CONTROLLED ON THE INDIVIDUAL COMPONENT DRAWING.	TOTAL NO OF INSPECTIONS REQUIRED	48
	LAST NO. USED	42

MISSING SYMBOLS
2 21-22

DWG STATUS DATE	SIZE	REV	N/P	DWG	ZONE	REVISION HISTORY	AUTH	DR	APVD	APVD
26OC15	R	01	-	-		ALL PARTS - RELEASED PART DRAWING	431044	JTV	JVW	ERG
22JA16	R	02	-	-		ALL PARTS - REVISED TERMINAL	431896	JTV	JTV	ERG M
22JA16	R	03	-	-		33338316 - RELEASED AND 3276567 & 3276569 - REVISED TERMINAL	432389	JVR	JVW	ERG
27SE16	R	04	-	-		ALL AVAILABLE PARTS - PSD WAS N/A, ADDED CABLE SIZE COLUMN AND DIM #34; 33380281 & 33380283-B5 - RELEASED	434288	ABH	JVW	ERG
09DE16	R	05	-	-		ALL PARTS - REDIMENSIONED OF ALL TYPES; REMOVED DIMS #2,21 & 221 REVISED SECTION A-A AND ADDED DIMS (2 PLCS)	435039	JVW	JVW	LES
05JA17	R	06	-	-		ALL PARTS - UPDATED PART AVAILABILITY	435274	ABH	LES	LES
24JA17	R	07	-	-		ALL PARTS - UPDATED TERM TO LATEST REV	435493	ABH	LES	LES
01FE17	R	08	-	-		ALL PARTS - PSD WAS 19, ADDED DIM 1.52 +/- 0.05	435581	LES	LES	VMR
28FE17	R	09	-	-		ALL PARTS - ADDED "10" COLUMN ON CHART AND 35056168 - RELEASED	435721	JVW	JVW	LES
15MR17	R	10	-	-		35056168 & 3276568 - WERE #6. CABLE ID AND 3276567, 56 & 64 - WERE #4 CABLE ID	436104	NPW	NPW	VMR
30MR17	R	11	-	-		ALL PARTS - DIM 8.52 +/- 0.3 WAS 8.52	436188	LES	LES	VMR
22MY17	R	12	-	-		35084280-B1 - RELEASED	436634	JVR	JVW	LES
29MY17	R	13	-	-		35056168 - REVISED GRAPHICS	436846	DLG	DLG	LES
07JA18	R	14	-	-		ALL PARTS - UPDATED TERMINAL TO LATEST REVISION	439925	JCD	JAA	LES
16JL18	R	15	-	-		35084281 WAS 02, 35084280 WAS 02, 35056168 WAS 02, 33380285 WAS 02, 33380284 WAS 02, 33380283 WAS 02, 33380281 WAS 02, 33338316 WAS 02, 32291202 WAS 03, 32765570 WAS 03, 32765569 WAS 04, 32765568 WAS 03, 32765567 WAS 04, 32765566 WAS 03, 32765565 WAS 03, 32765564 WAS 03 FOR AUTH NUMBER-439920	440424	AHD	AHD	LES
10SE18	R	16	-	-		ALL PARTS - UPDATED TO LATEST REVISION; 32765564-65, 67, 69 - 70, 32291202, 33338316, 33380281, 83 - 85, 35084281 - UPDATED PART AVAILABILITY	440947	AHY	AHY	LES
13SE18	R	17	-	-		33380283, 35084281, 33380284, 85, 33380281, 33338316, 32291202, 32765570, 32765569, 32765567, 32765564, 65 - UPDATED PART AVAILABILITY	441056	LES	LES	VMR
14JN19	R	18	-	-		ALL PARTS - PUSH OUT FORCE WAS 110N, ADDED MEASUREMENT LABEL, DETAIL "B" AND (8.9,1 ±0.1 WAS (9.1,1	447566	AHD	AHD	DMS

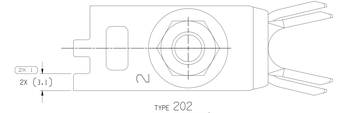

TYPE 202
20-35 MM²
SAME AS TYPE 201
EXCEPT AS SHOWN

TYPE 208
20-35 MM²
SAME AS TYPE 201
EXCEPT AS SHOWN

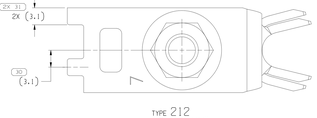

TYPE 212
12-19 MM²
SAME AS TYPE 205
EXCEPT AS SHOWN

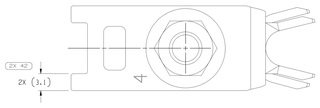

TYPE 216
12-19 MM²
SAME AS TYPE 205
EXCEPT AS SHOWN

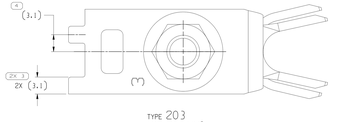

TYPE 203
20-35 MM²
SAME AS TYPE 201
EXCEPT AS SHOWN

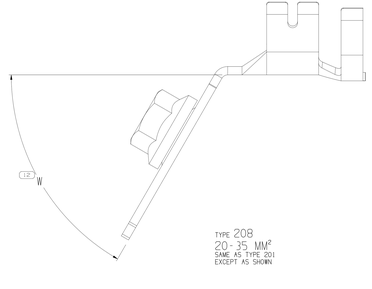

TYPE 208
20-35 MM²
SAME AS TYPE 201
EXCEPT AS SHOWN

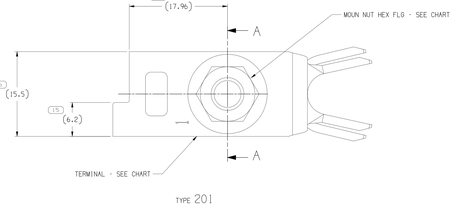

TYPE 201
20-35 MM²

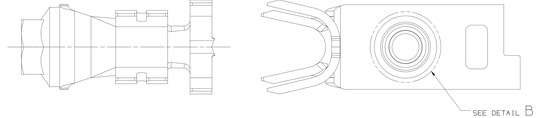

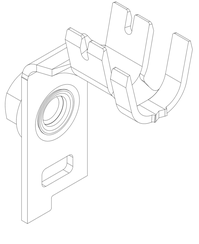

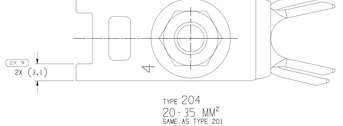

TYPE 204
20-35 MM²
SAME AS TYPE 201
EXCEPT AS SHOWN

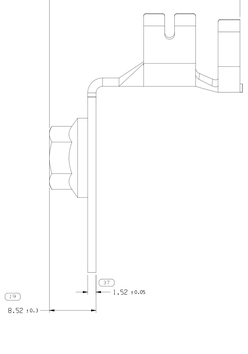

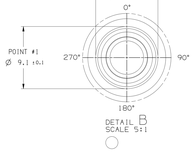

TYPE 205
12-19 MM²
SAME AS TYPE 201
EXCEPT AS SHOWN

TYPE 209
9 MM²
SAME AS TYPE 201
EXCEPT AS SHOWN

TYPE 213
20-35 MM²
SAME AS TYPE 201
EXCEPT AS SHOWN

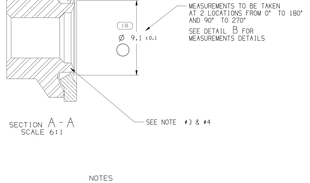

TYPE 206
12-19 MM²
SAME AS TYPE 205
EXCEPT AS SHOWN

TYPE 210
20-35 MM²
SAME AS TYPE 201
EXCEPT AS SHOWN

TYPE 214
12-19 MM²
SAME AS TYPE 205
EXCEPT AS SHOWN

TYPE 207
20-35 MM²
SAME AS TYPE 201
EXCEPT AS SHOWN

TYPE 211
20-35 MM²
SAME AS TYPE 201
EXCEPT AS SHOWN

TYPE 215
12-19 MM²
SAME AS TYPE 205
EXCEPT AS SHOWN

PART NO	REV	N/P	TYPE	SIZE (MM²)	ID	TERMINAL	NUT	Ⓜ
35084281	02	AB	216	12-19	5	35084278	3327656.3	90°
35084280	02	AA	215	12-19	5	35084279	3327656.3	90°
35056168	02	AA	214	12-19	5	35056167	3327656.3	90°
33380295	02	AB	213	20-35	2	3338028O	3327656.3	90°
33380284	02	AB	212	12-19	5	3338027 9	3327656.3	90°
33380283	02	AB	211	20-35	2	3338027 8	3327656.3	90°
33380281	02	AB	210	20-35	2	3338027 6	3327656.3	90°
3333831 6	02	AB	209	8	8	3338031 5	3327656.3	90°
3329120 2	03	AB	208	20-35	2	3329120 1	3327656.3	60°
3327657 0	03	AB	207	20-35	2	3327656 2	3327656.3	90°
3327656 9	04	AB	206	12-19	5	3327656 1	3327656.3	90°
3327656 8	03	AA	205	12-19	5	3327656 0	3327656.3	90°
3327656 7	04	AB	204	20-35	2	3327655 9	3327656.3	90°
3327656 6	03	AA	203	20-35	2	3327655 8	3327656.3	90°
3327656 5	03	AB	202	20-35	2	3327655 7	3327656.3	90°
3327656 4	03	AB	201	20-35	2	3327655 6	3327656.3	90°

NOTES

1. UNLESS OTHERWISE SPECIFIED AND/OR INDICATED:

   DIMENSIONS ARE TO FACE OF VIEW SHOWN AND AUTOMATICALLY ROUNDED BY COMPUTER FOR INSPECTION (SEE MATH MODEL FOR PRECISE DIMENSIONS). FOR ALL OTHER DIMENSIONS NOT SHOWN BUT REQUIRED FOR TOOL BUILD, SEE MATH MODEL FOR PRECISE TOOL PATH DATA.

2. FOR TERMINALS WITH STOCK THICKNESS OF 1.3MM OR GREATER AND TOOLING PRODUCED AFTER 01AU14 REFER TO ADDITIONAL TOLERANCE CHART.

(20) 3. HEX NUT MUST WITHSTAND A MINIMUM PUSH OUT FORCE OF 800 N.

(34) 4. HEX NUT MUST FREELY ROTATE WHEN A MIN TORQUE VALUE OF 2 NM IS APPLIED.

SEE NOTE #2

TOLERANCE CHART FOR TERMINALS WITH A STOCK THICKNESS OF 1.3MM OR GREATER AND TOOLING PRODUCED AFTER 01AU14				
DIMENSIONAL RANGE (MM)				
	0% RANGE	DIMS		
FROM TO	0 12	>12		ANGULAR
TOLERANCE UNLESS OTHERWISE SPECIFIED				
	±0.15	±0.3		±2°
STAMPING SIZE DIMS				
FROM TO	0 0	0 10	>10	ANGULAR
TOLERANCE UNLESS OTHERWISE SPECIFIED				
	±0.15	±0.3	±0.4	±4°
POST PROCESSED DIMS				
FROM TO	0 10	10	>10	ANGULAR
TOLERANCE UNLESS OTHERWISE SPECIFIED				
	±0.15	±0.3	±0.4	5°-7°

(20) PROCESS SENSITIVE DIMENSION
DIMENSIONS ENCLOSED IN ( ) INDICATES REFERENCE DIMENSIONS AND NO TOLERANCE REQUIRED UNLESS OTHERWISE SPECIFIED

ANGULAR RANGE (MM)	CHART ID
0 10	>10
TOLERANCE UNLESS OTHERWISE SPECIFIED	
±0.5	±0.5
ANGLAR TOLERANCE ±2°	

THIRD ANGLE PROJECTION

DO NOT SCALE

USE MATH DATA

NX

ALL DIMENSIONS ARE IN MILLIMETERS

REFERENCE

SEE CHART

DRAWING NAME

TAXI ASM TERM RING HEX NUT SN

DRAWING NUMBER

33128259

SIZE	SCALE	FRAME NO	SHEET NO	TOTAL	REV	N/P
A1x3	4:1	1 OF 2	2 OF	R	18	-

LINE DRAWN THROUGH A PART NUMBER INDICATES THAT PHYSICAL PARTS ARE NOT AVAILABLE FOR ORDERING.

PART NUMBERS THAT DO NOT HAVE A LINE PRESENT INDICATE THAT PHYSICAL PARTS ARE AVAILABLE FOR ORDERING.

CONTACT APTIV SALES TO ASSURE AVAILABILITY OF PARTS.

DWG TYPE

PART DRAWING

STYLE

VOLUME (CM³)

SYSTEM CODE

UNLESS OTHERWISE SPECIFIED

THIS DOCUMENT IS IN ACCORDANCE WITH ASME Y14.5M 1994 UNLESS OTHERWISE SPECIFIED. GENERAL DIMENSIONAL TOLERANCES MAYBE ONES SEPARATELY DEMARCATED OF TATUM REFERENCES.

		DATE
DR		
APVD	JOSE LUIS TAPIA	30DC15
APVD	A. VILLAMIL	30DC15
APVD	RENATO GONZALEZ	03NO15
APVD		
APVD		

SUBSTANCES OF CONCERN AND RECYCLED CONTENT PER APTIV (DRAWING)

•APTIV•
CONNECTION SYSTEMS
WARREN, OH
COPYRIGHT 2015 APTIV. ALL RIGHTS RESERVED.
THIS DRAWING IS THE PROPERTY OF APTIV AND CONTAINS APTIV CONFIDENTIAL INFORMATION. THE REPRODUCTION, DISTRIBUTION AND UTILIZATION OF THIS DOCUMENT OR ITS RELATED DATA WITH DATA, OR WILL BE COMMUNICATION OF ANY CONTENTS TO OTHERS, WITHOUT EXPRESS AUTHORIZATION, IS PROHIBITED.

DRAWING NUMBER

33128259

SIZE	SCALE	FRAME NO	SHEET NO	TOTAL	REV	N/P
A1x3	4:1	1 OF 2	2 OF	R	18	-

33128259

Sheet 1 Of 2
Size A1x3
Date 11-Mar-19
Time 11:09:12

Mouser Electronics

Authorized Distributor

Click to View Pricing, Inventory, Delivery & Lifecycle Information:

Aptiv:
35056168