SYMBOL DEFINITION		MISSING SYMBOLS
A DIMENSION WITHOUT AN INSPECTION REPORT SYMBOL DOES NOT REQUIRE INSPECTION. IT MAY BE CONTROLLED ON THE INDIVIDUAL COMPONENT DRAWING.	TOTAL NO OF INSPECTIONS REQUIRED: 151	NO MISSING SYMBOL NUMBER
	LAST NO. USED: 50	

DWG STATUS DATE	SUB	REV	N/P	DWG	ZONE	REVISION HISTORY	AUTH	DR	APVD	APVD 2
07AP16	R	01	-	-	-	ALL PARTS - SUSPENDED DESIGN	432340	KV	KV	TKS
10MR17	R	02	-	-	-	ALL PARTS - RELEASED PART DRAWING	435182	SM	SM	TKS M
04MY17	R	03	-	-	-	ALL PARTS - REVISED GRAPHICS	436593	NKS	NKS	KST
06SE17	R	04	-	-	-	ALL PARTS - ADDED PRE-LOCKED POSITION VIEW& CORRUGATED TUBE& CABLE TIE WIDTH* NOTES, CONN BODY COLOR AND REMOVED UL94 FLAMMABILITY COLUMN	437278	JVM	JVM	TKS
14NO18	R	05	-	-	-	33337577 - UPDATED PART AVAILABILITY	441596	MH	MH	KST
20FE19	R	06	-	-	-	33337578 - UPDATED PART AVAILABILITY	442480	NKS	NKS	KST
06MR19	R	07	-	-	-	33337579 - UPDATED PART AVAILABILITY	442584	SM	DRR	KST
11AP19	R	08	-	-	-	33337581 - UPDATED PART AVAILABILITY	442948	SM	SNS	KST
12SE19	R	09	-	-	-	33337582 - UPDATED PART AVAILABILITY	550055	KV	KV	KST
09MR20	R	10	-	-	-	ALL PARTS - REVISED GRAPHICS	551200	SM	SNS	KST

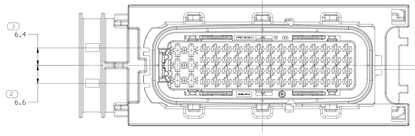

TYPE 102
SAME AS TYPE 101
EXCEPT AS SHOWN

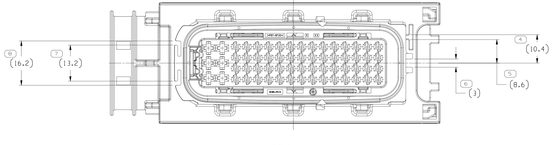

TYPE 103
SAME AS TYPE 101
EXCEPT AS SHOWN

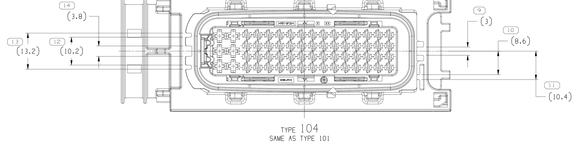

TYPE 104
SAME AS TYPE 101
EXCEPT AS SHOWN

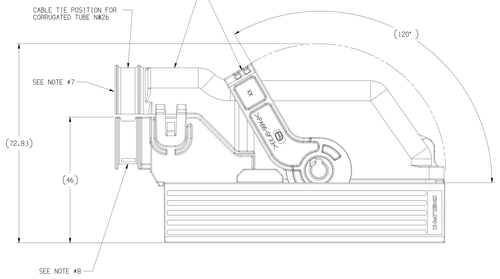

CONNECTOR IN PRE-LOCKED POSITION INCL. COVER

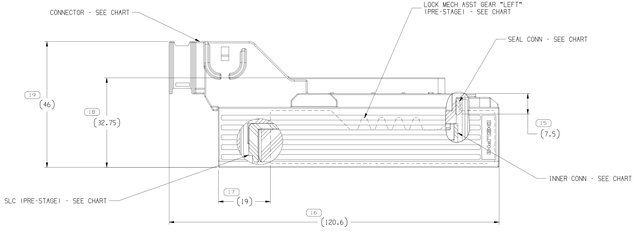

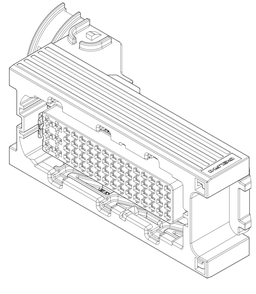

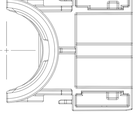

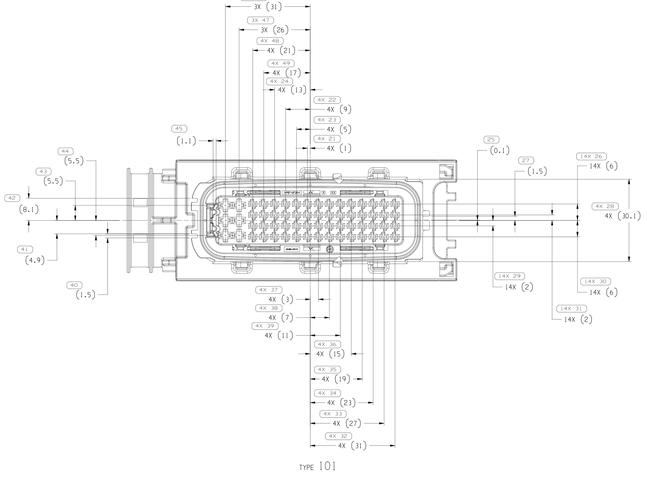

TYPE 101

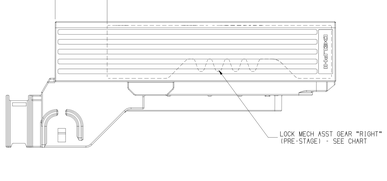

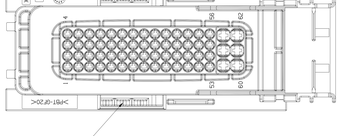

NOTES

1. UNLESS OTHERWISE SPECIFIED AND/OR INDICATED:

   DIMENSIONS ARE TO FACE OF VIEW SHOWN AND AUTOMATICALLY ROUNDED BY COMPUTER FOR INSPECTION (SEE MATH MODEL FOR PRECISE DIMENSIONS). FOR ALL OTHER DIMENSIONS NOT SHOWN BUT REQUIRED FOR TOOL BUILD, SEE MATH MODEL FOR PRECISE TOOL PATH DATA.

2. SEALING CODE 2 - DESIGN WILL PASS SALT FOG TEST AFTER CONDITIONING AS SPECIFIED IN ESA-6.4 (WEATHER-PACK), ESA-710 (METRI-PACK), ESA-650 (UNDERHOOD MICRO-PACK), C-4006 (WORLD CONNECTOR), ETC WHEN MATED TO MATING PART OR EQUIVALENT.

3. THIS PRODUCT IS NOT CATEGORIZED AS AN APPEARANCE ITEM. MINOR IMPERFECTIONS INCLUDING, BUT NOT LIMITED TO, FLOW MARKS, COLOR BLEMISHES, GATE VESTIGE, AND SOFT FLASH THAT DO NOT AFFECT THE FIT, FORM, OR FUNCTION OF THE PART ARE PERMISSIBLE PER DRNP-4.7-CS-01.

4. FOR APPLICATION DATA SEE THE INDIVIDUAL APPLICATION DRAWINGS.

5. THESE ASSEMBLIES WERE DESIGNED WITHOUT CPA

6. MAXIMUM CABLE TIE FORCE - 100N

7. DESIGNED FOR CORRUGATED TUBE NW26

8. MAXIMUM CABLE TIE WIDTH 5 MM

PART NO	REV	N/P	TYPE	CONNECTOR	CONN BODY COLOR	SEAL CONN	LOCK MECH ASST GEAR LEFT	LOCK MECH ASST GEAR RIGHT	LOCK SECONDARY SLC	INNER CONN	UL94 FLAMMABILITY STD
33337584	04	-	104	33337569	GREEN	3311190	33273776	33273777	33337572	33337575	V-0
33337583	04	-	103	33337568	DK BLUE	3311190	33273776	33273777	33337572	33337575	V-0
33337582	04	-	102	33337567	MD GRAY	3311190	33273776	33273777	33337572	33337575	V-0
33337581	04	-	101	33337566	BLACK	3311190	33273776	33273777	33337572	33337575	V-0
33397580	04	-	104	33337565	GREEN	3311190	33199207	33199208	33337571	33337574	-
33337579	04	-	103	33337564	DK BLUE	3311190	33199207	33199208	33337571	33337574	-
33337578	04	-	102	33337563	MD GRAY	3311190	33199207	33199208	33337571	33337574	-
33337577	04	-	101	33337562	BLACK	3311190	33199207	33199208	33337571	33337574	-

DRAWING NUMBER								
33337585								
SIZE	SCALE	FORMAT NO	SHEET NO	SHEETS	REV	N/P		
A1x3	2:1	2 OF 2	1 OF 1	R	10	-		

(10) PROCESS SENSITIVE DIMENSION

DIMENSIONS ENCLOSED IN 'I' INDICATE REFERENCE DIMENSIONS AND NO TOLERANCE IS TO BE ESTABLISHED.

DIMENSIONAL RANGE (MM)								
FROM	>0.5	>6	>30	>75	>100	>200	>300	>400
TO	6	30	75	100	200	300	400	500
TOLERANCE (UNLESS OTHERWISE SPECIFIED)								
±0.15	±0.25	±0.35	±0.45	±0.55	±0.65	±1.0	±1.5	±2.0

ANGULAR TOLERANCE ±2°

REFERENCE

THIRD ANGLE PROJECTION

DO NOT SCALE

USE MATH DATA

NX

LINE DRAWN THROUGH A PART NUMBER INDICATES THAT PHYSICAL PARTS ARE NOT AVAILABLE FOR ORDERING.

PART NUMBERS THAT DO NOT HAVE A LINE PRESENT INDICATE THAT PHYSICAL PARTS WILL BE AVAILABLE FOR ORDERING.

CONTACT APTIV SALES TO ASSURE AVAILABILITY OF PARTS.

DWG TYPE: PART DRAWING

TITLE

VOLUME (CM³)

SYSTEM CODE

UNLESS OTHERWISE SPECIFIED

THIS DOCUMENT IS IN ACCORDANCE WITH ASME Y14.5M-1994 UNLESS OTHERWISE SPECIFIED. ALL DIMENSIONS AND TOLERANCING MAXIMUM-MINIMUM, SEPARATE PATTERNS OF FEATURES MAY BE GROUP SEPARATELY REGARDLESS OF DATUM REFERENCES.

ALL DIMENSIONS ARE IN MILLIMETERS

		DATE
DR	V.KANDASAMY	07APR16
APVD1	V.KANDASAMY	07APR16
APVD2	TURNER KEVIN S	07APR16
APVD3		
APVD4		
	SUBSTANCES OF CONCERN AND RECYCLED CONTENT PER APTIV CEMPOSS	
MATERIAL	SEE DRAWING	
DRAWING NAME	TAXI ASM CONN 62 F CTS SLD	
DRAWING NUMBER	33337585	
SIZE	A1x3	
SCALE	2:1	
FORMAT NO	1 OF 2	
SHEET NO	1 OF 1	
SHEETS	R	
REV	10	
N/P	-	

•APTIV•

CONNECTION SYSTEMS

Chennai, India

COPYRIGHT 2016 APTIV, ALL RIGHTS RESERVED.

THIS DRAWING IS THE PROPERTY OF APTIV AND CONTAINS APTIV CONFIDENTIAL INFORMATION. THE DRAWING MAY NOT BE COPIED OR UTILIZATION OF THIS DOCUMENT OR ITS RELATED CAD MATH DATA, NO WILL BE COMMUNICATION OF ANY CONTENTS TO OTHERS, WITHOUT EXPRESS AUTHORIZATION, IS PROHIBITED.

33337585

Sheet 2 of 2

Template: T-105001-A3-MS-CD-Sheet-05-May-20

Template Version: 10.0

Date: 05-May-20

Time: 22:25:109

Mouser Electronics

Authorized Distributor

Click to View Pricing, Inventory, Delivery & Lifecycle Information:

Aptiv:
33337577