
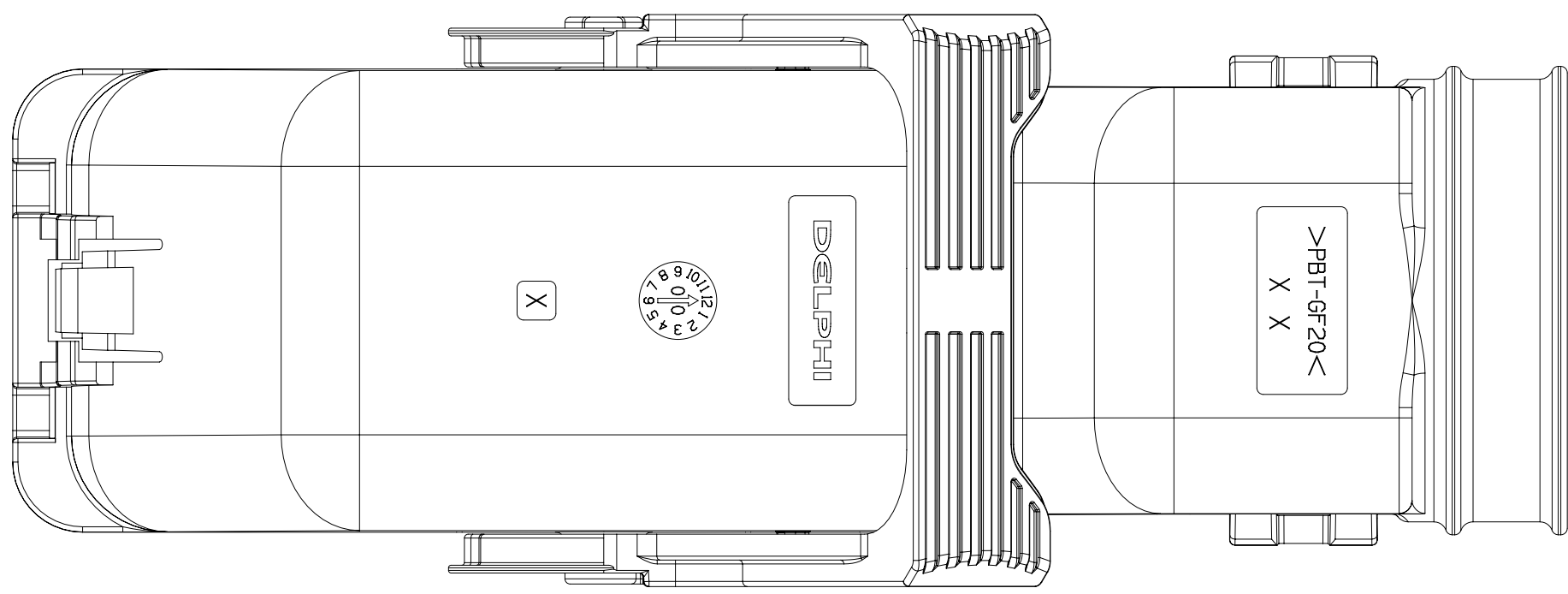
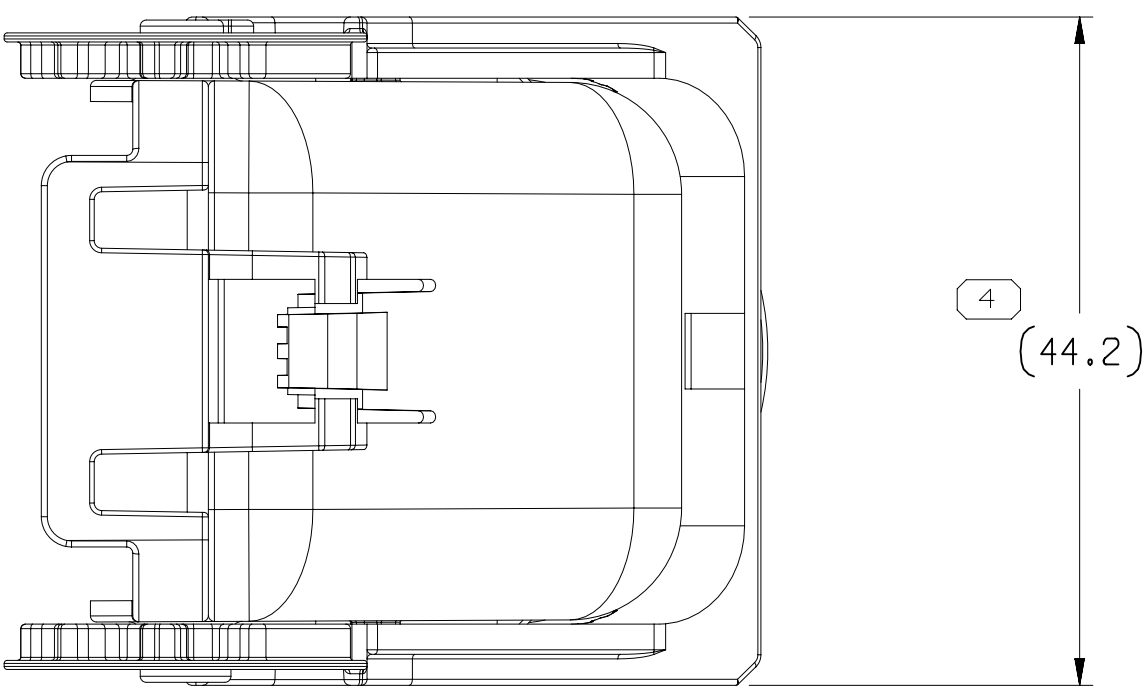
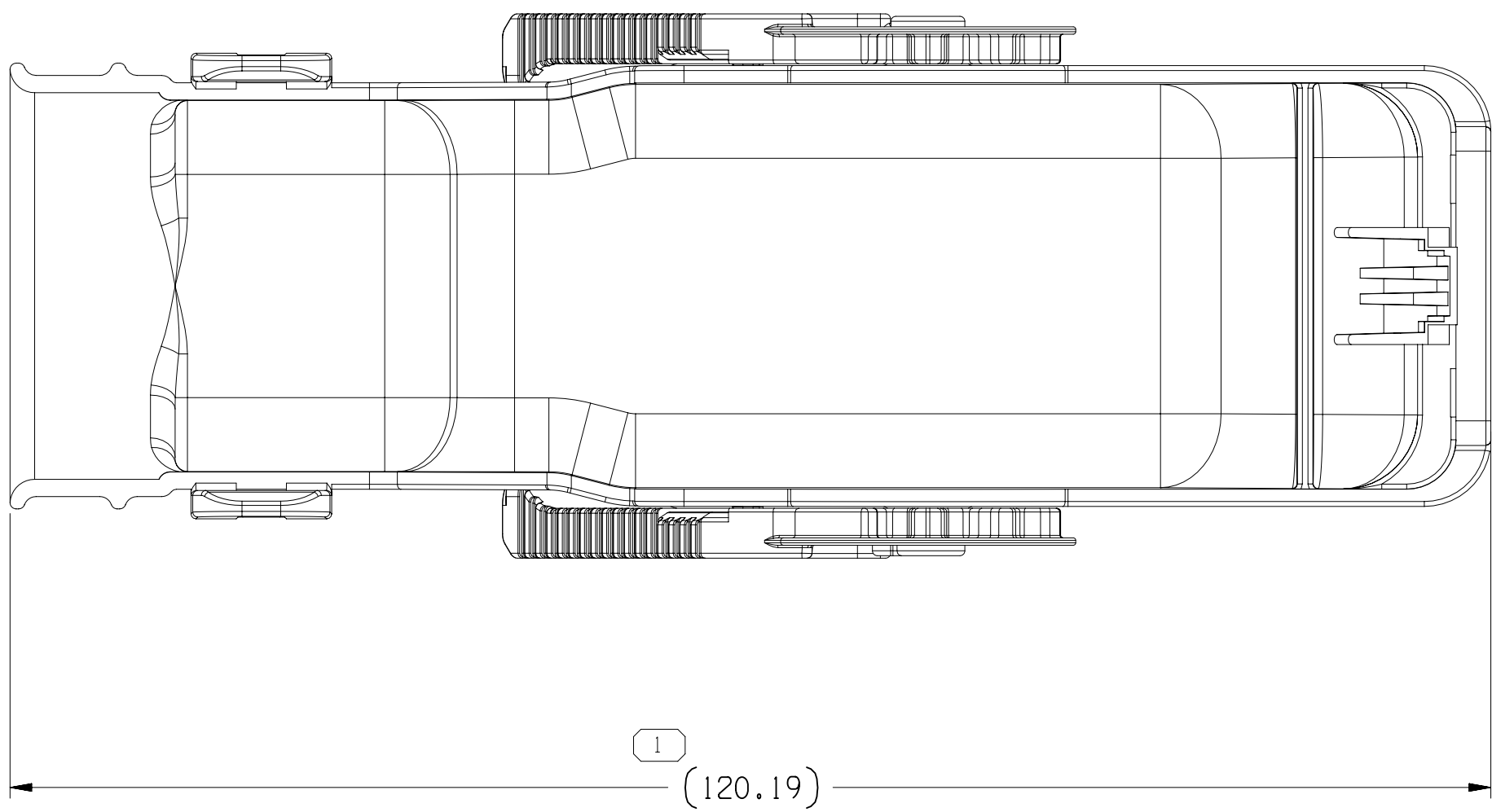
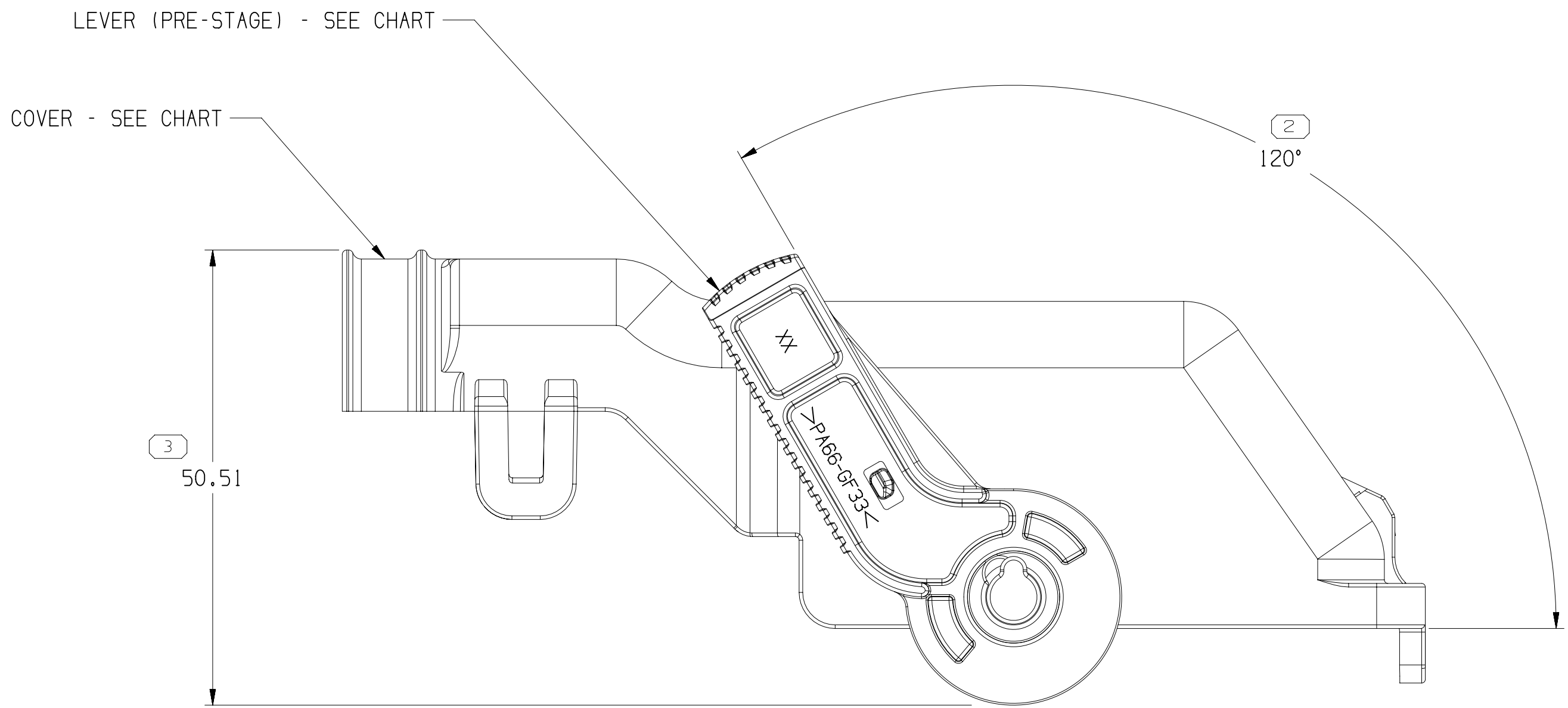
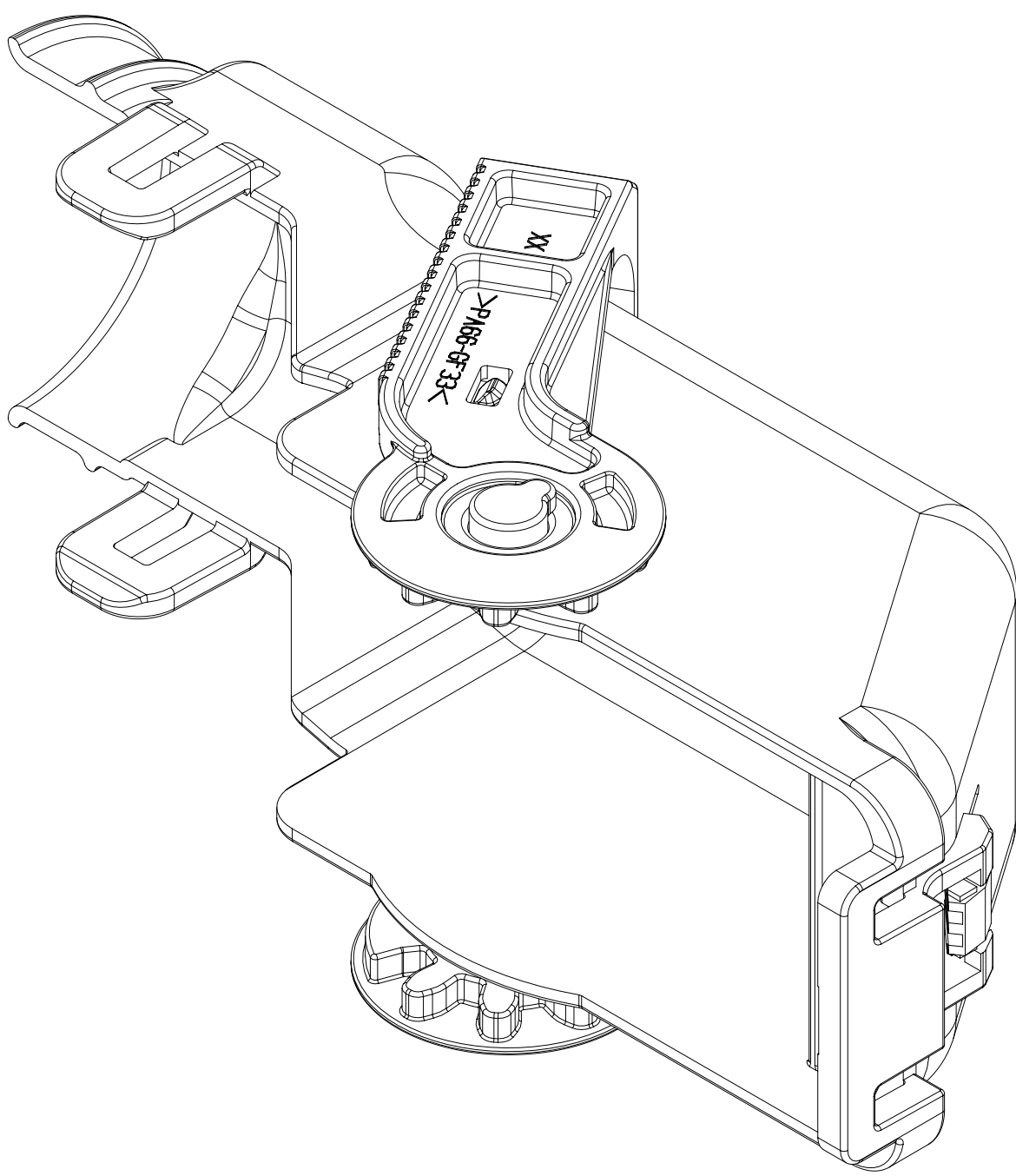


SYMBOL DEFINITION			MISSING SYMBOLS	
A DIMENSION WITHOUT AN INSPECTION REPORT SYMBOL  DOES NOT REQUIRE INSPECTION. IT MAY BE CONTROLLED ON THE INDIVIDUAL COMPONENT DRAWING.			TOTAL NO OF INSPECTIONS REQUIRED	4
			LAST NO. USED	4

DWS STATUS				ZONE				REVISION HISTORY				AUTH		DR	APVD	APVD
DATE	STG	REV	N/P	CHG												
22SE15	R	01	-	-				33111591 - WAS SEPARATE DRAWING AND 33273779 - RELEASED PART DRAWING		430398	RRR	RRR	RRR	TKS		
25MY16	R	02	-	-				REVISED GRAPHICS		433085	SM	SM	TKS			
15NO18	R	03	-	-				33111591 - UPDATED PART AVAILABILITY		441596	KRK	KRK	KST			
29NO18	R	04	-	-				33273779 - UPDATED PART AVAILABILITY		441739	SM	RRR	KST			
20MY21	R	05	-	-				ALL PARTS - REVISED GRAPHICS		553821	VS	KV	TKS			



NOTES

1. UNLESS OTHERWISE SPECIFIED AND/OR INDICATED:

DIMENSIONS ARE TO FACE OF VIEW SHOWN AND AUTOMATICALLY ROUNDED BY COMPUTER FOR INSPECTION (SEE MATH MODEL FOR PRECISE DIMENSIONS). FOR ALL OTHER DIMENSIONS NOT SHOWN BUT REQUIRED FOR TOOL BUILD, SEE MATH MODEL FOR PRECISE TOOL PATH DATA.

2. THIS PRODUCT IS NOT CATEGORIZED AS AN APPEARANCE ITEM, MINOR IMPERFECTIONS INCLUDING, BUT NOT LIMITED TO, FLOW MARKS, COLOR BLEMISHES, GATE VESTIGE, AND SOFT FLASH THAT DO NOT AFFECT THE FIT, FORM, OR FUNCTION OF THE PART ARE PERMISSIBLE PER DPNP-4,7-CS-01.
3. REFERENCE MATING COMPONENTS OR EQUIVALENT:
TAXI ASM CONNECTOR 33111404
4. THIS ASSEMBLY MUST BE SHIPPED AS SHOWN.
5. THIS ASSEMBLY WAS DESIGNED WITHOUT CPA.

33273779	03	-	33273778	33273775	VO
33111591	03	-	33111589	33111396	NON-VO
PART NO	REV	N/P	COVER	LEVER	REMARKS

DIMENSIONAL RANGE (MM)		CHART	
FROM	TO	>	>
0	20	20	30
20	30	30	70
30	70	70	100
70	100	100	150
100	150	150	200
150	200	200	250
200	250	250	300
250	300	300	400
300	400	400	
TOLERANCE (UNLESS OTHERWISE SPECIFIED)			
[+0.15] [+0.2] [+0.3] [+0.4] [+0.5] [+0.6] [+0.8] [+1] [+1.2]			
ANGULAR TOLERANCE ±2°			

A LINE DRAWN THROUGH A PART NUMBER INDICATES THAT PHYSICAL PARTS ARE NOT AVAILABLE FOR ORDERING.	
PART NUMBERS THAT DO NOT HAVE A LINE PRESENT INDICATE THAT PHYSICAL PARTS ARE AVAILABLE FOR ORDERING.	
CONTACT APTIV SALES TO ASSURE AVAILABILITY OF PARTS.	
DWS TYPE	
PART DRAWING	
STYLE	
VOLUME (CM)	
DISTR CODE	
D	
UNLESS OTHERWISE SPECIFIED	
THIS DOCUMENT IS IN ACCORDANCE WITH ASME Y14.5M-1994 AS MODIFIED BY THE 2018 GLOBAL DIMENSIONING AND TOLERANCING ADDENDUM-2018. SEPARATE PATTERNING OF FEATURES MAY BE ISSUED SEPARATELY REGARDLESS OF DATUM REFERENCES.	
ALL DIMENSIONS ARE IN MILLIMETERS	
REFERENCE	
THIRD ANGLE PROJECTION	
DO NOT SCALE	
USE MATH DATA	
NX	

• APTIV •	
CONNECTION SYSTEMS	
Chennai, India	
COPYRIGHT 2015 APTIV. ALL RIGHTS RESERVED.	
THIS DRAWING IS THE PROPERTY OF APTIV AND CONTAINS APTIV CONFIDENTIAL INFORMATION. THE REPRODUCTION, DISTRIBUTION AND UTILIZATION OF THIS DOCUMENT OR ITS RELATED CAD DATA, AS WELL AS COMMUNICATION OF ANY CONTENT TO OTHERS, WITHOUT EXPRESS AUTHORIZATION, IS PROHIBITED.	
DR	DATE
APVD1 R.RAMASWAMY	21SE15
APVD2 R.RAMASWAMY	21SE15
APVD3 TURNER KEVIN.S	22SE15
APVD4	
APVD5	
SUBSTANCES OF CONCERN AND RECYCLED CONTENT PER APTIV (1094900)	
MATERIAL SEE DRAWING	
DRAWING NAME	
TAXI ASM COV CONN	
DRAWING NUMBER	
33275464	
SIZE	SCALE
A0	2:1
FRAME NO	SHEET NO
1 OF 1	1 OF 1
STG	REV
05	-

Mouser Electronics

Authorized Distributor

Click to View Pricing, Inventory, Delivery & Lifecycle Information:

[Aptiv:](#)
[33273779](#)