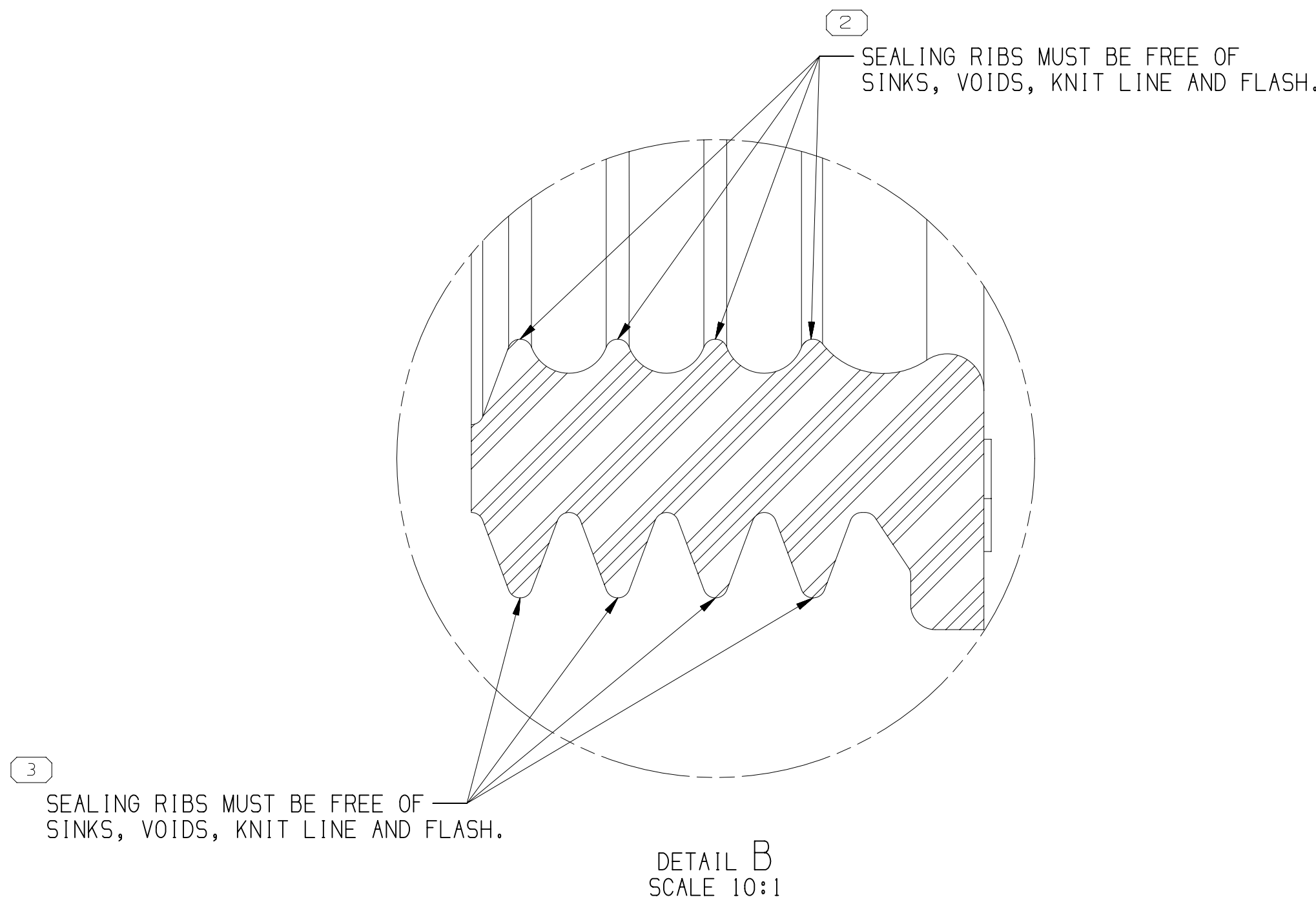
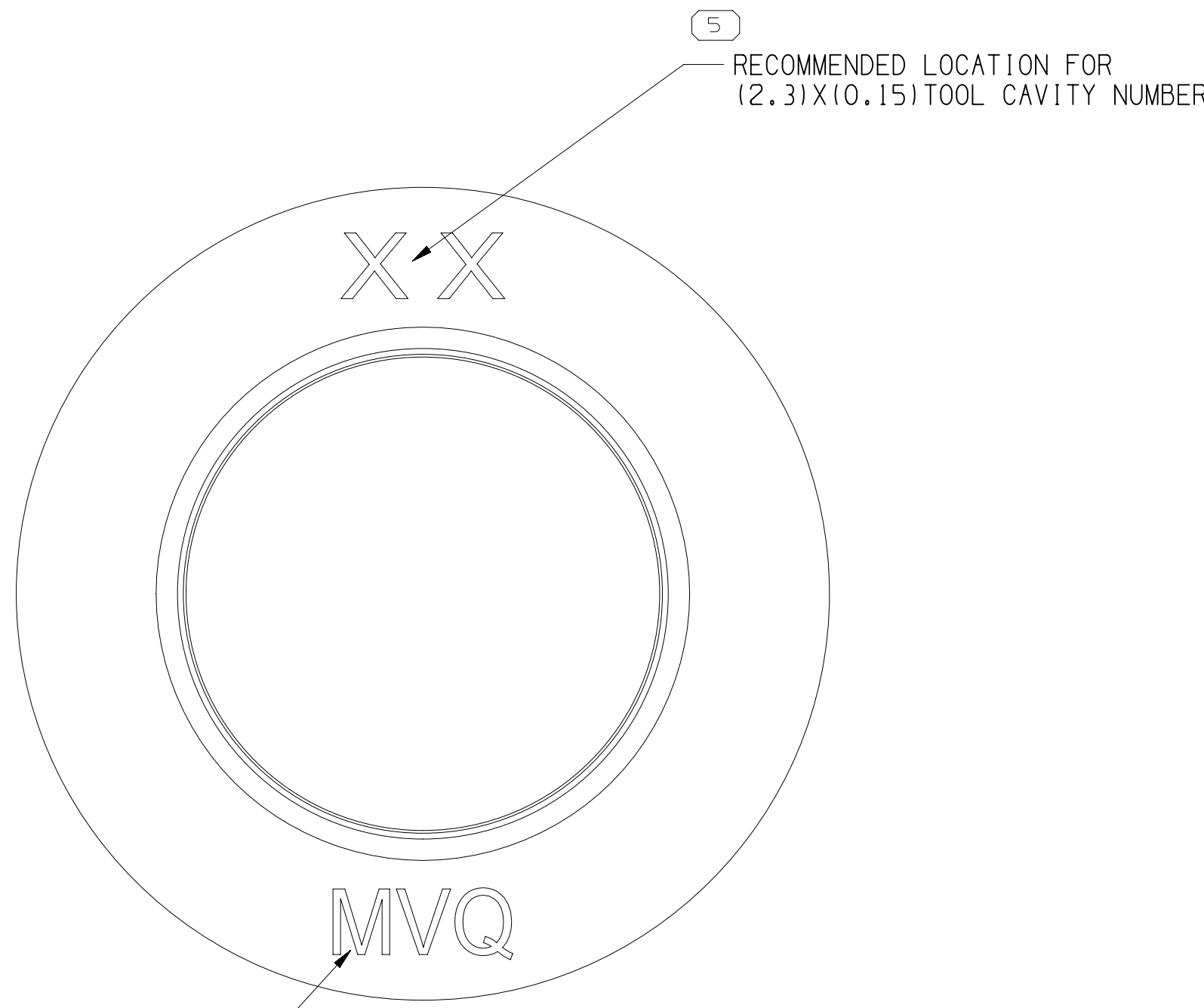
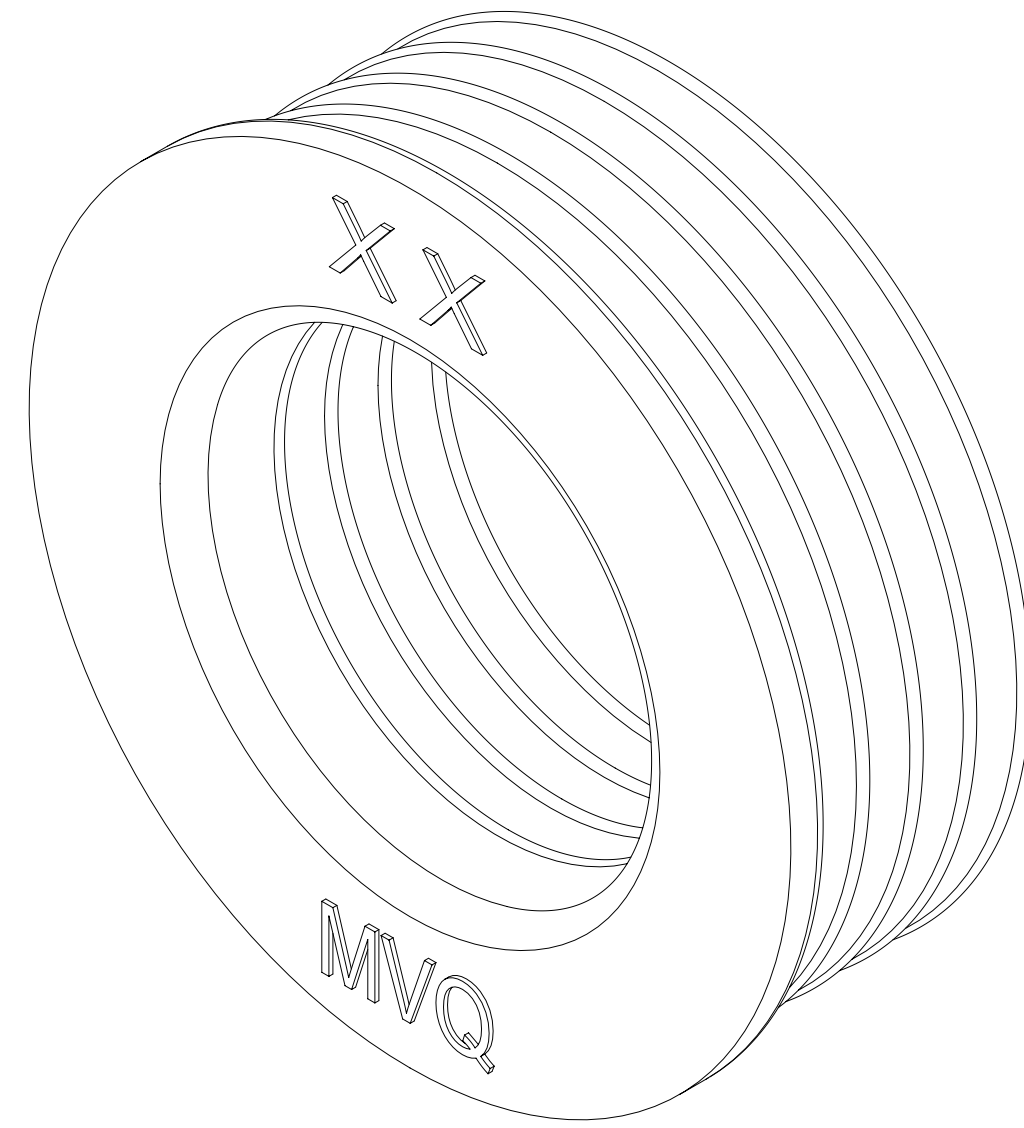
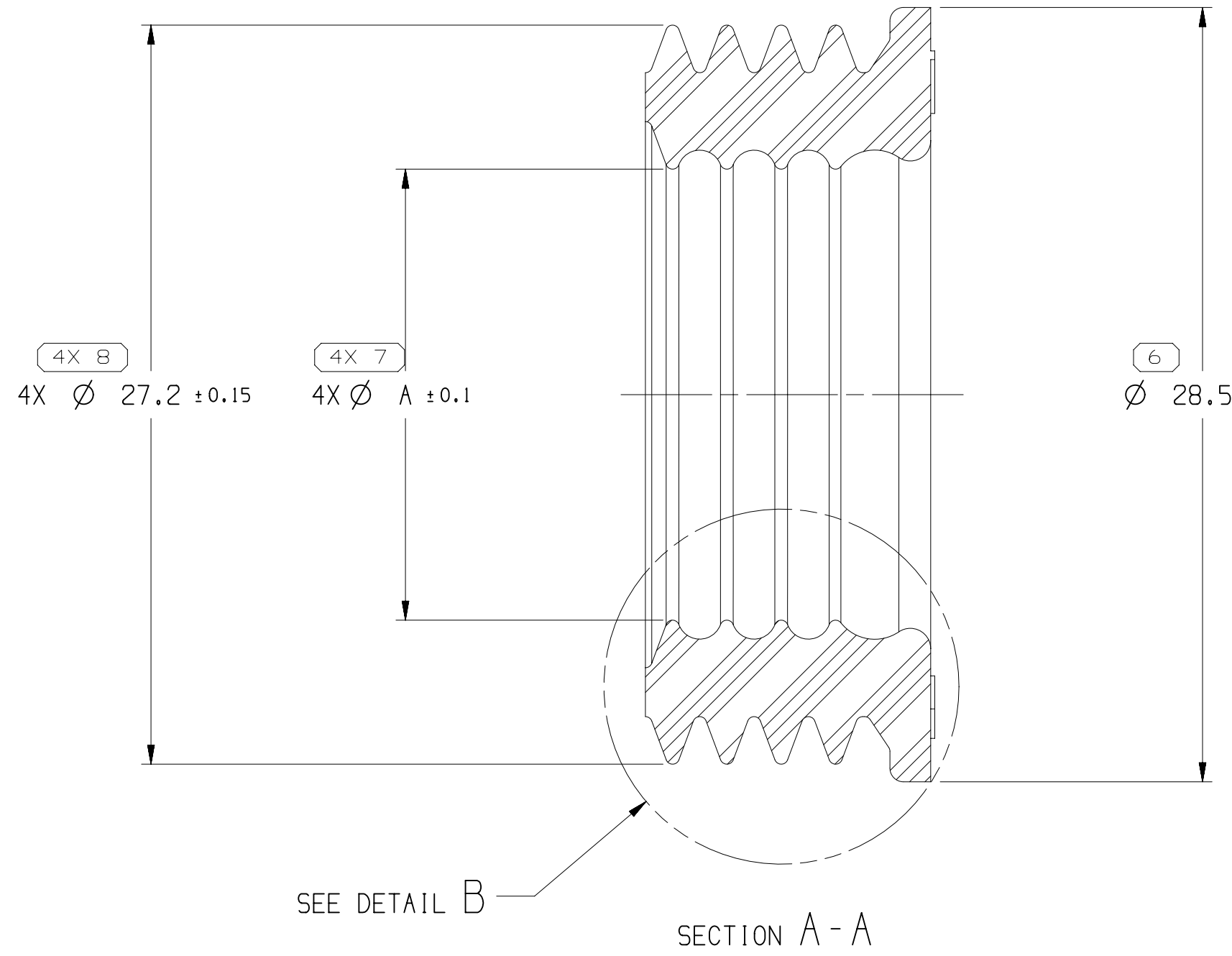
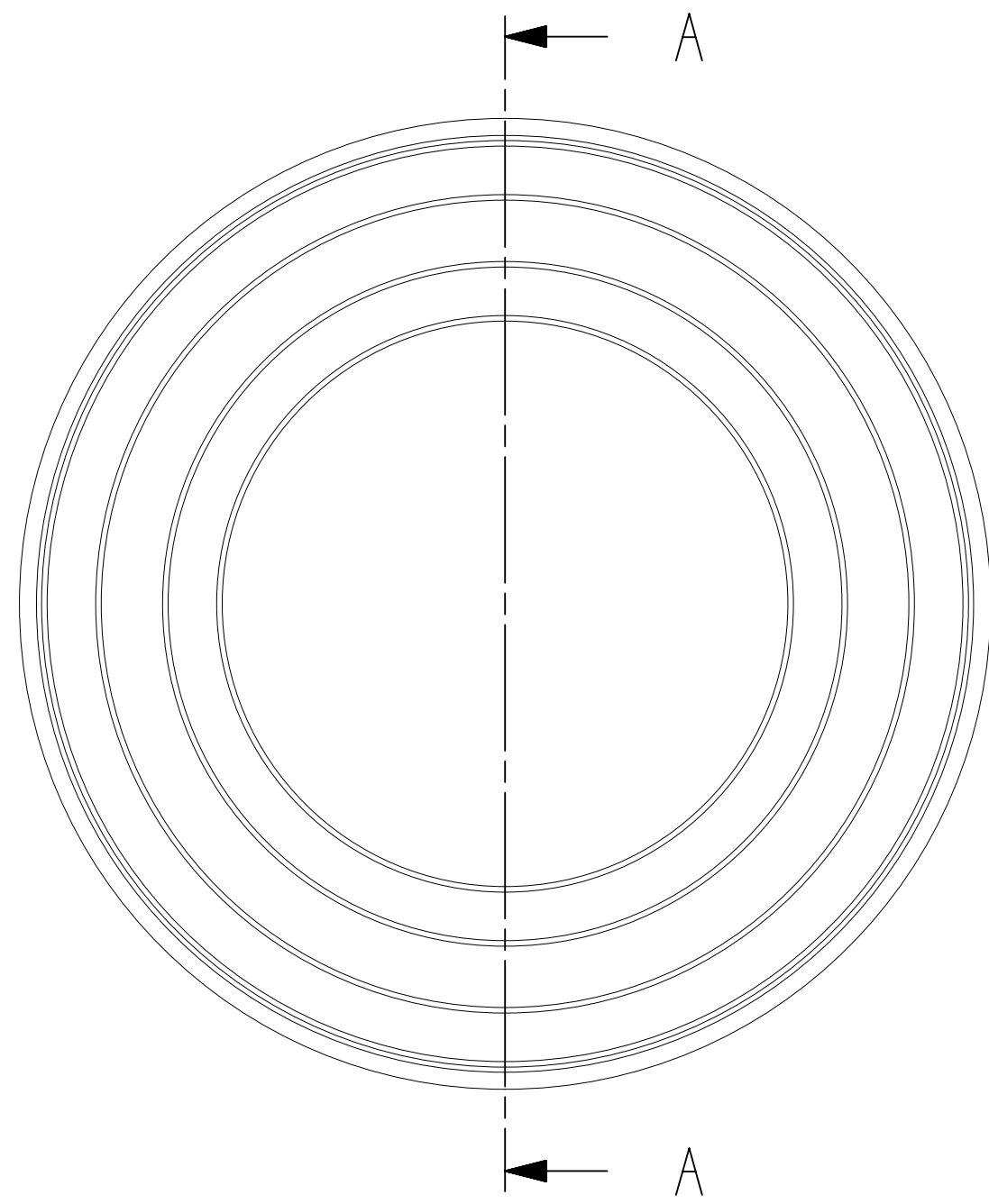


SYMBOL DEFINITION		
A DIMENSION WITHOUT AN INSPECTION REPORT SYMBOL □ DOES NOT REQUIRE INSPECTION. IT MAY BE CONTROLLED ON THE INDIVIDUAL COMPONENT DRAWING.	TOTAL NO OF INSPECTIONS REQUIRED	14
	LAST NO. USED	8

MISSING SYMBOLS NO MISSING SYMBOL NUMBER		DWG STATUS					ZONE	REVISION HISTORY		AUTH	DR	APVD 1	APVD 2
		DATE	STG	REV	N/P	CHG							
25DE18		R	01	-	-	-	WAS PE404344, REVISED AND RELEASED			440367	LG	AYZ	TY
20SE19		R	01	AA	-	-	ADDED COMPONENT 35340213			444671	LG	AM	LG
08MY20		R	01	AB	-	-	ADDED COMPONENT 35434214			445397	LG	AM	LG
08FE21		R	01	AC	-	-	ADDED COMPONENT 35527107,			446203	LG	AM	LG



- NOTES
- UNLESS OTHERWISE SPECIFIED AND/OR INDICATED:
DIMENSIONS ARE TO FACE OF VIEW SHOWN AND AUTOMATICALLY ROUNDED BY COMPUTER FOR INSPECTION (SEE MATH MODEL FOR PRECISE DIMENSIONS). FOR ALL OTHER DIMENSIONS NOT SHOWN BUT REQUIRED FOR TOOL BUILD, SEE MATH MODEL FOR PRECISE TOOL PATH DATA.
 - PARTS SHOW ON THIS DRAWING USED IN LAYOUT SHOW ON TAXI DRAWING 352199B1.
 - PARTS ARE TO BE PACKAGED IN SEALED PLASTIC BAGS.
 - ONLY RECOMMENDED CABLE ACC. TO LV216-2 AND ISO. ALL OTHER CABLE SUPPLIERS / CABLE SIZES MUST BE VALIDATED.
 - THIS PRODUCT IS NOT CATEGORIZED AS AN APPEARANCE ITEM, MINOR IMPERFECTIONS INCLUDING, BUT NOT LIMITED TO, FLOW MARKS, COLOR BLEMISHES, GATE VESTIGE, AND SOFT FLASH THAT DO NOT AFFECT THE FIT, FORM, OR FUNCTION OF THE PART ARE PERMISSIBLE PER EANP-4-3-CS-01-EN.
 - THIS PART REQUIRES POST CURE (4HRS AT 200 ° C)

A LINE DRAWN THROUGH A PART NUMBER INDICATES THAT PHYSICAL PARTS ARE NOT AVAILABLE FOR ORDERING.	
PART NUMBERS THAT DO NOT HAVE A LINE PRESENT INDICATE THAT PHYSICAL PARTS ARE AVAILABLE FOR ORDERING.	
CONTACT APTIV SALES TO ASSURE AVAILABILITY OF PARTS.	
DWG TYPE	
PART DRAWING	
STYLE	DATE
VOLUME (CM)	DISTR CODE
SEE CHART	D
UNLESS OTHERWISE SPECIFIED	
THIS DOCUMENT IS IN ACCORDANCE WITH ASME Y14-3M-1994 AS MODIFIED BY THE 2M GLOBAL DIMENSIONING AND TOLERANCING ADDENDUM-2003. SEPARATE PATTERNING OF FEATURES MAY BE ORDERED SEPARATELY REGARDLESS OF DATUM REFERENCES.	
ALL DIMENSIONS ARE IN MILLIMETERS	
REFERENCE	
THIRD ANGLE PROJECTION	DO NOT SCALE
USE MATH DATA	NX
DRAWING NAME	
TAXI ASM SEAL CONN	
DRAWING NUMBER	
35197331	
SIZE	SCALE
A0	1 OF 1
FRAME NO	SHEET NO
1	1 OF 1
STG	REV
R	01
N/P	AC

		1		PROCESS SENSITIVE DIMENSION						
				DIMENSIONS ENCLOSED IN () INDICATE DIMENSIONS AND NO TOLERANCE LIMITS ARE ESTABLISHED						
				CHART M						
DIMENSIONAL RANGE (MM)		TOLERANCE (LESS OTHERWISE SPECIFIED)								
FROM	> 0	> 6	> 30	> 70	> 120	> 160	> 200	> 250	> 315	> 400
TO	6	30	70	120	160	200	250	315	400	

Mouser Electronics

Authorized Distributor

Click to View Pricing, Inventory, Delivery & Lifecycle Information:

[Aptiv:](#)

[35197279](#)